Feb.1.2018 Copyright 2018 HIROSE ELECTRIC CO., LTD. All Rights Reserved.

	COUNT	DESCRIPTION OF REVISIONS	BY	CHKD	DATE		COUNT	DESCRIPTION OF REVISIONS	BY	CHKD	DATE
△					. .	△					. .
△					. .	△					. .
△					. .	△					. .

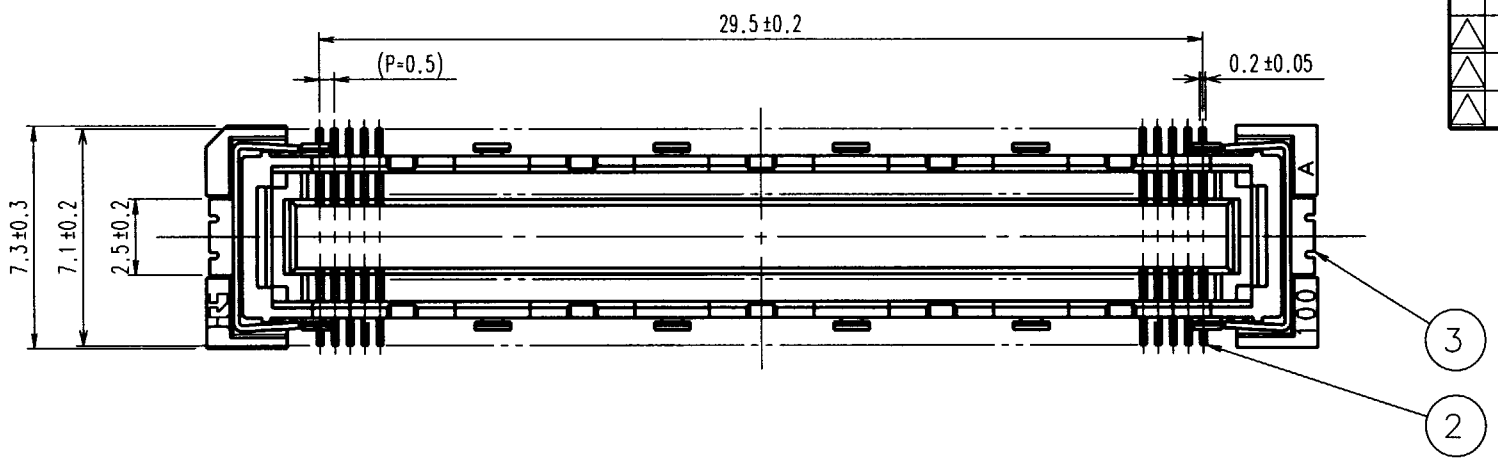

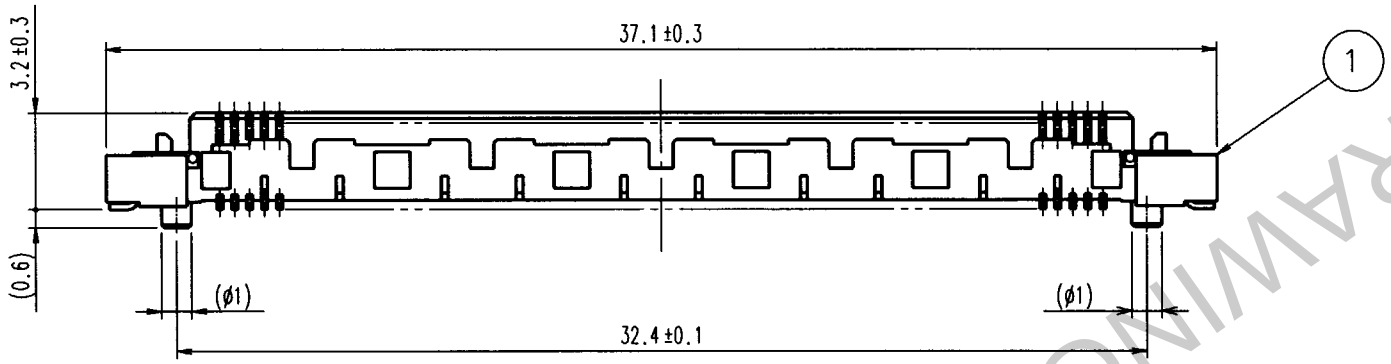

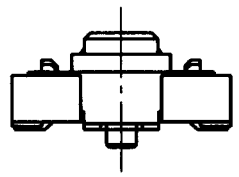

RECOMMENDED LAND PATTERN



HRS DRAWING FOR REFERENCE

NO.	MATERIAL	FINISH, REMARKS
3	PHOSPHOR BRONZE	TIN PLATED
2	PHOSPHOR BRONZE	CONTACT AREA:GOLD (0.1μm) OVER NICKEL LEAD:GOLD PLATED (FLASH) OVER NICKEL
1	LCP	BEIGE UL94V-0

NOTES
1 SMT LEAD-COPLANARITY:0.1 MAX.
2 THIS PRODUCT HAS NO POLARITY TO MOUNT ON THE RECOMMENDED LAND PATTERN.

CODE NO.(OLD)	DRAWN	DESIGNED	CHECKED	APPROVED	RELEASED
CL	J. Takada 99.10.18	J. Takada 99.10.18	M. Takeda 99.10.18	Y. Yoshimura 99.10.18	. .

SCALE 4 : 1	DRAWING NO. EDC3-151985	PART NO. FX10A-120S-SV
UNITS mm	HRS HIROSE ELECTRIC CO., LTD	CODE NO. CL570-0242-1 1/1

TO
PCK