samtec

10 YEAR MFG WITH 30 µ" GOLD
EXTENDED LIFE PRODUCT
HIGH MATING CYCLES



(1.00 mm) .0394"

CLM, MLE SERIES

RUGGED RELIABLE MICRO SOCKETS

SPECIFICATIONS

For complete specifications and recommended PCB layouts see www.samtec.com?CLM or www.samtec.com?MLE

Insulator Material:
Black LCP
Contact Material:
CLM: Phosphor Bronze
MLE: BeCu
Plating:
CLM: Au or Sn over 50 µ" (1.27 µm) Ni
MLE: Au over 10 µ" (0.25 µm) Ni
Current Rating (CLM/FTM):
2.8 A per pin (2 pins powered)
Current Rating (MLE/FTM):
2.9 A per pin (2 pins powered)
Operating Temp Range:
-55 °C to +125 °C
Max Cycles:
CLM: 100 with 10 µ" (0.25 µm) Au
Voltage Rating:
MLE: 310 VAC
Insertion Depth:
CLM: Top Entry = (1.40 mm) .055" min., Bottom Entry = (2.41 mm) .095" min. (Add board thickness for correct post OAL)
MLE: (1.63 mm) .064" to (3.18 mm) .125" with (0.38 mm) .015" wipe, pass-through, or (2.44 mm) .096" minimum for bottom entry
Normal Force:
CLM: 40 grams (0.39 N) average
RoHS Compliant:
Yes
Lead-Free Solderable:
Yes
SMT Lead Coplanarity:
(0.10 mm) .004" max (02-25)
(0.15 mm) .006" max (26-50)*
*(.004" stencil solution may be available; contact IPG@samtec.com)

RECOGNITIONS

For complete scope of recognitions see www.samtec.com/quality

FILE NO. E111594

Note:
Some lengths, styles and options are non-standard, non-returnable.

CLM – 1 – NO. PINS PER ROW – 02 – PLATING OPTION – D – OPTIONS

Mates with:
FTM, FTMH, MW

02 thru 50

TIGER™ CLAW CONTACT

–F
= Gold flash on contact, Matte Tin on tail

–L
= 10 µ" (0.25 µm) Gold on contact, Matte Tin on tail

–BE
= Bottom Entry (Required for bottom entry)

–K
= (3.50 mm) .138" DIA Polyimide film Pick & Place Pad (7 positions minimum)

–P
= Pick & Place Pad (7 positions minimum)

–PA
= Pick & Place Pad with integral Alignment Pin

–TR
= Tape & Reel Packaging

–FR
= Full Reel Tape & Reel (must order max. quantity per reel; contact Samtec for quantity breaks)

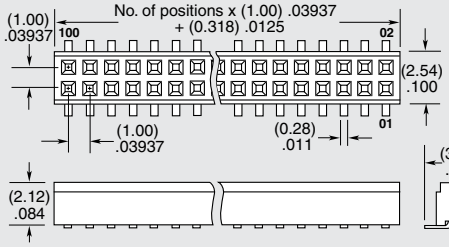

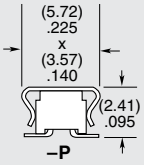

PIN/ROW	A
04-15	(3.56) .140
16-50	(7.11) .280

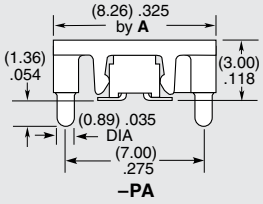

APPLICATION

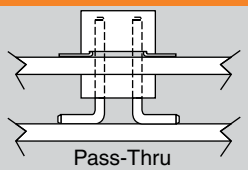

Pass-Thru

ALSO AVAILABLE
(MOQ Required)

- Alignment pin
- Other Gold plating options

MLE – 1 – NO. PINS PER ROW – 01 – PLATING OPTION – DV – OPTIONS

Mates with:
FTM, FTMH, MW

02 thru 50

–G
= 10 µ" (0.25 µm) Gold

–A
= Alignment Pin (3 positions minimum) Metal or plastic at Samtec discretion

–K
= (4.00 mm) .1575" DIA Polyimide film Pick & Place Pad (5 positions minimum)

–P
= Metal Pick & Place Pad (5 positions minimum)

–TR
= Tape & Reel Packaging

TIGER™ BEAM CONTACT

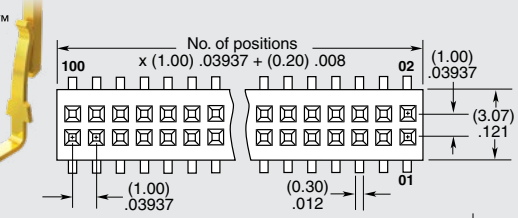

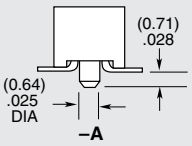

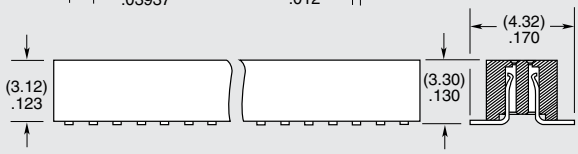

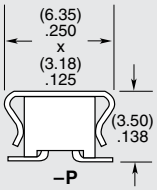

Due to technical progress, all designs, specifications and components are subject to change without notice.

All parts within this catalog are built to Samtec's specifications.
Customer specific requirements must be approved by Samtec and identified in a Samtec customer-specific drawing to apply.