

HCMD-10-S-03.00-01-G

(2,54 mm) .100"

IDC SOCKET & TERMINAL CABLE

Mates with:

TSW, MTSW, TST, EW,
BST, ZST, MTLW, TSM,
EJH-02 (HCSD only)

SPECIFICATIONS

For complete specifications and recommended PCB layouts see www.samtec.com?HCSD or www.samtec.com?HCSS

HCSD, HCSS

Insulator Material:

Black Liquid Crystal Polymer

Flammability Rating:

UL 94V-0

Insulation Resistance:

5000 MΩ

Temperature Range:

-20°C to +105°C

(Rainbow Cable)

-40°C to +105°C (Gray Cable)

Withstanding Voltage:

1000 VRMS @ 60 Hz

Contact: Phosphor Bronze

Plating: 10μ" (0,25 μm) Au on contact area, 150μ" (3,81 μm) Sn on balance over 50μ" (1,27 μm) Ni.

Contact Resistance:

10 mΩ

Lead Size Range:

.024" (0,61 mm) SQ to

.026" (0,66 mm) SQ

Lead Insertion Depth:

.185" (4,70 mm) to

.250" (6,35 mm)

Insertion Force:

6 oz (1,67 N) average with

.025" (0,64 mm) SQ probe

Withdrawal Force:

3 oz (0,83 N) average with

.025" (0,64 mm) SQ probe

Wire: 28 AWG 7/36 stranded

Tinned Copper

RoHS Compliant: Yes

SPECIFICATIONS

For complete specifications and recommended PCB layouts see www.samtec.com?HCMD or www.samtec.com?HCMS

HCMD, HCMS

Insulator Material:

Black Liquid Crystal Polymer

Flammability Rating:

UL 94V-0

Insulation Resistance:

5000 MΩ

Temperature Range:

-55°C to +80°C

Withstanding Voltage:

1000 VRMS @ 60 Hz

Terminal: Phosphor Bronze

Plating:

Sn over 50μ" (1,27 μm) Ni

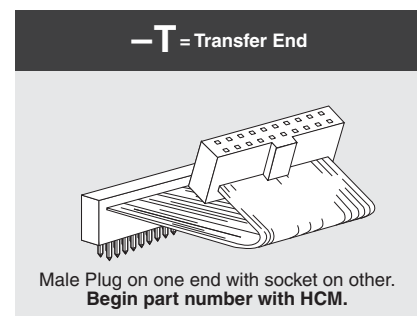
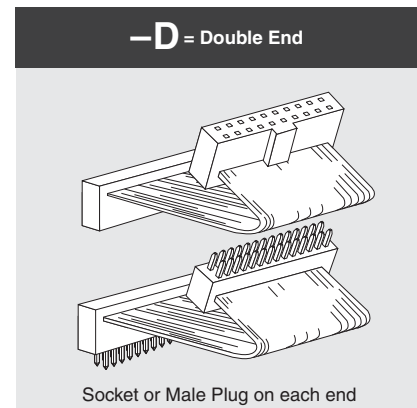
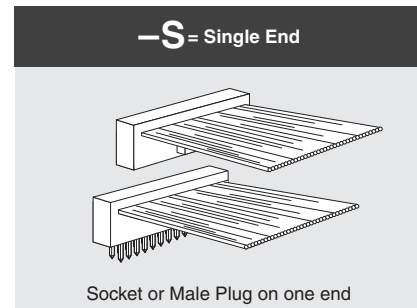
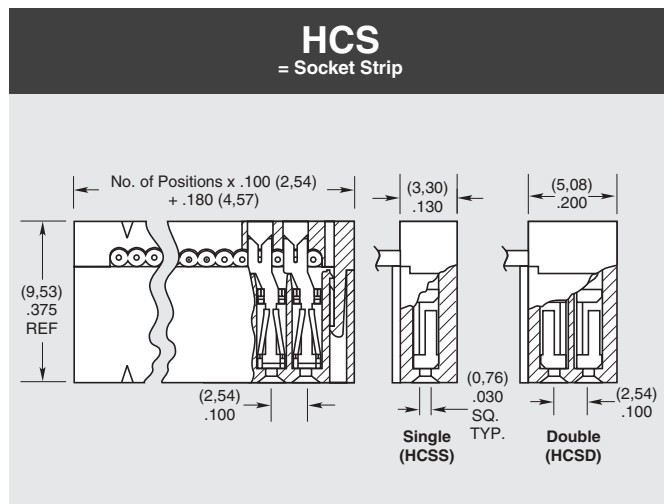
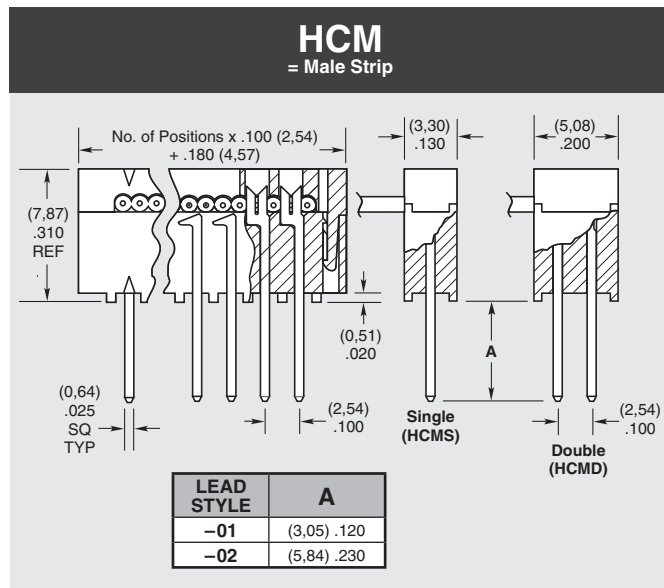
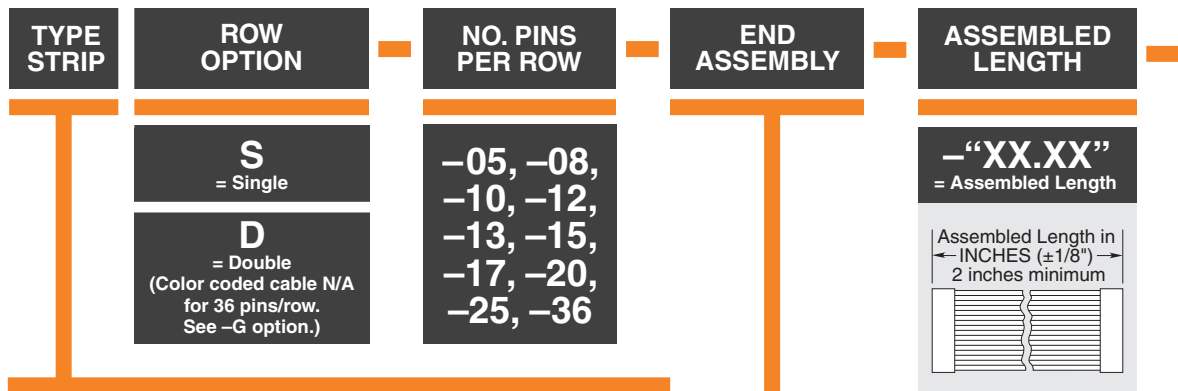
Wire: 28 AWG 7/36 stranded

Tinned Copper


RoHS Compliant: Yes

Note:


IDC assemblies are non-standard, non-returnable.



HCSS-15-S-03.00-01-G



HCSD-10-S-03.00-01-T-G



HCMD, HCMS, HCSD, HCSS SERIES

LEAD STYLE

-01
= HCSS/HCSD or
(3,05 mm) .120" tail for
HCMS/HCMD

-02
= (5,84 mm) .230" tail
HCMS/HCMD only

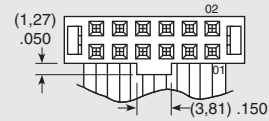
PLATING OPTION

-S
= 10µ" (0,25 µm) Gold on contact area or tail,
Tin on balance
(Standard on HCSS & HCSD. Leave blank)

-T
= Tin
(Standard on HCMS & HCMD. Leave blank)

NOTCH POLARIZATION

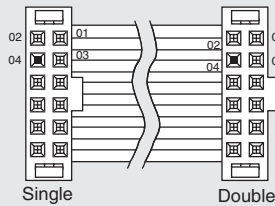
-N = Notch Polarization



Required for HCSS and HCSD.
(Not available on HCMS or HCMD,
unless Transfer, then only the
socket is polarized.)

OTHER OPTIONS

-P "XX"
= Position Polarization



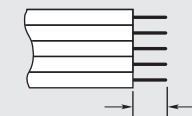
Specify "XX" as position. For Double the same position will be polarized on both ends. (Not available on HCM, unless Transfer, then only the socket is polarized)

-G
= Gray Cable

Standard cable is color coded. Specify -G for Gray cable with one red edge.

-ST "X"
= Stripped & Tinned

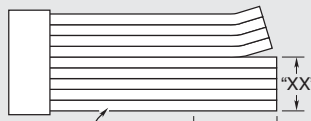
Specify Suffix from table. All dimensions are ± 1/16" (1,59 mm). Not available in 28 positions and higher.



-ST8	1/8" (3,18)
-ST4	1/4" (6,35)
-ST2	1/2" (12,70)
-ST3	3/8" (9,53)

-B "XX"
= Breakout

Specify "XX" as number of conductors to be broken out.

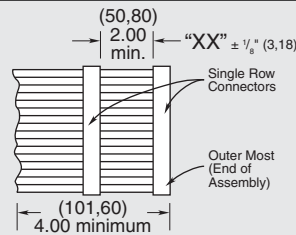


Breakout starts with Number 1 lead indicated by brown wire or red stripe. Shown on top side.

-RW
= Reversed Wiring

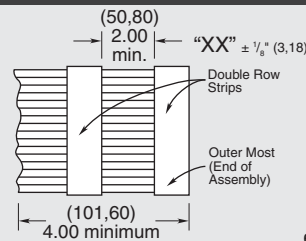
#1 wire opposite position #1

-S "XX"
= Daisy Chain Single



When mating double row connector with two single row connectors, the outer most single will be connected to Conductor #1 and the inside single to Conductor #2.

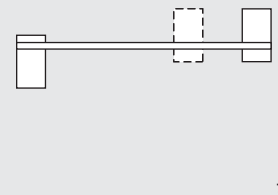
-D "XX"
= Daisy Chain, Double



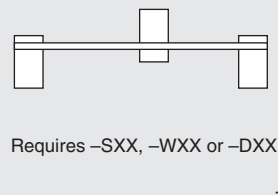
-W "XX"
= Wiring Reversed Daisy Chain, Single

Same as -S "XX" except outer strip connected to conductor #2 and inside strip connected to conductor #1.

-R
= Reversed

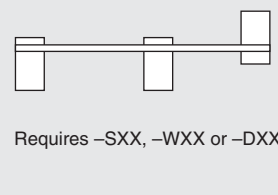


-M
= Middle Reversed



Requires -SXX, -WXX or -DXX

-O
= Outside Reversed



Requires -SXX, -WXX or -DXX