THIS DRAWING IS UNPUBLISHED. RELEASED FOR PUBLICATION -,- .
© COPYRIGHT - By - ALL RIGHTS RESERVED.

| LOC | DIST |
|---|---|
| AD | 00 |

REVISIONS

| P | LTR | DESCRIPTION | DATE | DWN | APVD |
|---|---|---|---|---|---|
| | B | REVISED PER ECO-14-000071 | 08APR2014 | NK | MM |

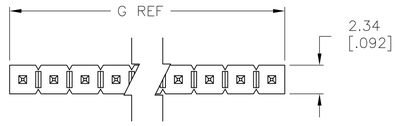


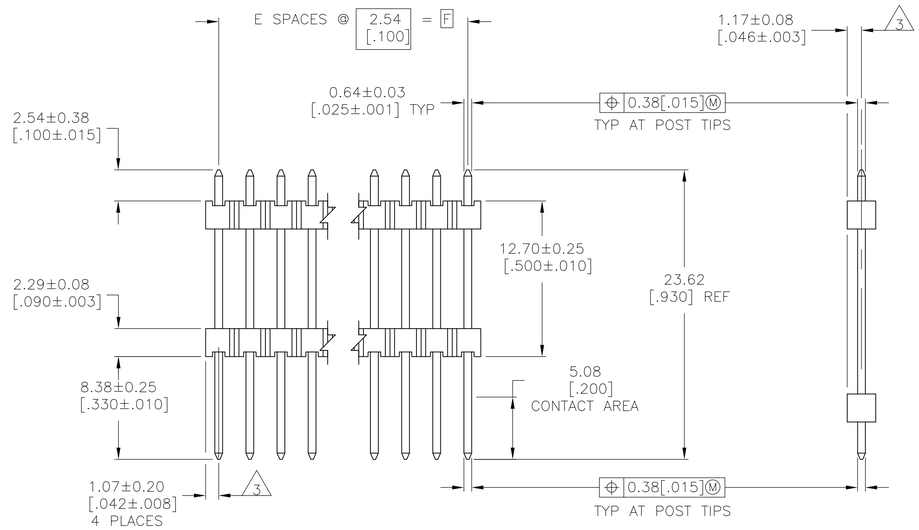


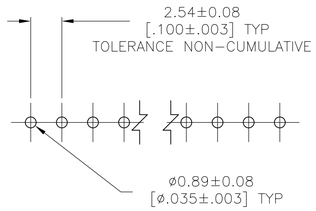


RECOMMENDED HOLE LAYOUT

1. ASSEMBLY MAY BE BROKEN TO THE DESIRED NUMBER OF POSITIONS

2. TRUE POSITION TOLERANCE OF THE POST TIPS APPLIES WHEN THE HEADER IS HELD FLAT AGAINST THE PRINTED CIRCUIT BOARD

3. THE NOTED DIMENSIONS APPLY AT THE INTERSECTION OF THE POST AND HOUSING

4. HOUSING: FLAME RETARDANT THERMOPLASTIC; COLOR: BLACK.
CONTACT: COPPER ALLOY

5. FINISH: 0.000381 [.000015] GOLD ON CONTACT AREA,
0.00254-0.00508 [.000100-.000200] MATTE TIN-LEAD
ON SOLDER TAIL, ALL OVER 0.00127 [.000050] NICKEL.

6. FINISH: 0.000381 [.000015] GOLD ON CONTACT AREA,
0.00254-0.00508 [.000100-.000200] MATTE TIN
ON SOLDER TAIL, ALL OVER 0.00127 [.000050] NICKEL.

| PLATING | G | F | E | NO. OF POSITIONS | PART NUMBER |
|---|---|---|---|---|---|
| 6 | 101.19 [3.984] | 99.06 [3.900] | 39 | 40 | 9-146466-0 |
| 6 | 98.65 [3.884] | 96.52 [3.800] | 38 | 39 | 8-146466-9 |
| 6 | 96.11 [3.784] | 93.98 [3.700] | 37 | 38 | 8-146466-8 |
| 6 | 93.57 [3.684] | 91.44 [3.600] | 36 | 37 | 8-146466-7 |
| 6 | 91.03 [3.584] | 88.90 [3.500] | 35 | 36 | 8-146466-6 |
| 6 | 88.49 [3.484] | 86.36 [3.400] | 34 | 35 | 8-146466-5 |
| 6 | 85.95 [3.384] | 83.82 [3.300] | 33 | 34 | 8-146466-4 |
| 6 | 83.41 [3.284] | 81.28 [3.200] | 32 | 33 | 8-146466-3 |
| 6 | 80.87 [3.184] | 78.74 [3.100] | 31 | 32 | 8-146466-2 |
| 6 | 78.33 [3.084] | 76.20 [3.000] | 30 | 31 | 8-146466-1 |
| 6 | 75.79 [2.984] | 73.66 [2.900] | 29 | 30 | 8-146466-0 |
| 6 | 73.25 [2.884] | 71.12 [2.800] | 28 | 29 | 7-146466-9 |
| 6 | 70.71 [2.784] | 68.58 [2.700] | 27 | 28 | 7-146466-8 |
| 6 | 68.17 [2.684] | 66.04 [2.600] | 26 | 27 | 7-146466-7 |
| 6 | 65.63 [2.584] | 63.50 [2.500] | 25 | 26 | 7-146466-6 |
| 6 | 63.09 [2.484] | 60.96 [2.400] | 24 | 25 | 7-146466-5 |
| 6 | 60.55 [2.384] | 58.42 [2.300] | 23 | 24 | 7-146466-4 |
| 6 | 58.01 [2.284] | 55.88 [2.200] | 22 | 23 | 7-146466-3 |
| 6 | 55.47 [2.184] | 53.34 [2.100] | 21 | 22 | 7-146466-2 |
| 6 | 52.93 [2.084] | 50.80 [2.000] | 20 | 21 | 7-146466-1 |
| 6 | 50.39 [1.984] | 48.26 [1.900] | 19 | 20 | 7-146466-0 |
| 6 | 47.85 [1.884] | 45.72 [1.800] | 18 | 19 | 6-146466-9 |
| 6 | 45.31 [1.784] | 43.18 [1.700] | 17 | 18 | 6-146466-8 |
| 6 | 42.77 [1.684] | 40.64 [1.600] | 16 | 17 | 6-146466-7 |
| 6 | 40.23 [1.584] | 38.10 [1.500] | 15 | 16 | 6-146466-6 |
| 6 | 37.69 [1.484] | 35.56 [1.400] | 14 | 15 | 6-146466-5 |
| 6 | 35.15 [1.384] | 33.02 [1.300] | 13 | 14 | 6-146466-4 |
| 6 | 32.61 [1.284] | 30.48 [1.200] | 12 | 13 | 6-146466-3 |
| 6 | 30.07 [1.184] | 27.94 [1.100] | 11 | 12 | 6-146466-2 |
| 6 | 27.53 [1.084] | 25.40 [1.000] | 10 | 11 | 6-146466-1 |
| 6 | 24.99 [.984] | 22.86 [.900] | 9 | 10 | 6-146466-0 |
| 6 | 22.45 [.884] | 20.32 [.800] | 8 | 9 | 5-146466-9 |
| 6 | 19.91 [.784] | 17.78 [.700] | 7 | 8 | 5-146466-8 |
| 6 | 17.37 [.684] | 15.24 [.600] | 6 | 7 | 5-146466-7 |
| 6 | 14.83 [.584] | 12.70 [.500] | 5 | 6 | 5-146466-6 |
| 6 | 12.29 [.484] | 10.16 [.400] | 4 | 5 | 5-146466-5 |
| 6 | 9.75 [.384] | 7.62 [.300] | 3 | 4 | 5-146466-4 |
| 6 | 7.21 [.284] | 5.08 [.200] | 2 | 3 | 5-146466-3 |
| 6 | 4.67 [.184] | 2.54 [.100] | 1 | 2 | 5-146466-2 |
| 6 | 2.13 [.084] | - | - | 1 | 5-146466-1 |

| PLATING | G | F | E | NO. OF POSITIONS | PART NUMBER |
|---|---|---|---|---|---|
| 5 | 101.19 [3.984] | 99.06 [3.900] | 39 | 40 | 4-146466-0 |
| 5 | 98.65 [3.884] | 96.52 [3.800] | 38 | 39 | 3-146466-9 |
| 5 | 96.11 [3.784] | 93.98 [3.700] | 37 | 38 | 3-146466-8 |
| 5 | 93.57 [3.684] | 91.44 [3.600] | 36 | 37 | 3-146466-7 |
| 5 | 91.03 [3.584] | 88.90 [3.500] | 35 | 36 | 3-146466-6 |
| 5 | 88.49 [3.484] | 86.36 [3.400] | 34 | 35 | 3-146466-5 |
| 5 | 85.95 [3.384] | 83.82 [3.300] | 33 | 34 | 3-146466-4 |
| 5 | 83.41 [3.284] | 81.28 [3.200] | 32 | 33 | 3-146466-3 |
| 5 | 80.87 [3.184] | 78.74 [3.100] | 31 | 32 | 3-146466-2 |
| 5 | 78.33 [3.084] | 76.20 [3.000] | 30 | 31 | 3-146466-1 |
| 5 | 75.79 [2.984] | 73.66 [2.900] | 29 | 30 | 3-146466-0 |
| 5 | 73.25 [2.884] | 71.12 [2.800] | 28 | 29 | 2-146466-9 |
| 5 | 70.71 [2.784] | 68.58 [2.700] | 27 | 28 | 2-146466-8 |
| 5 | 68.17 [2.684] | 66.04 [2.600] | 26 | 27 | 2-146466-7 |
| 5 | 65.63 [2.584] | 63.50 [2.500] | 25 | 26 | 2-146466-6 |
| 5 | 63.09 [2.484] | 60.96 [2.400] | 24 | 25 | 2-146466-5 |
| 5 | 60.55 [2.384] | 58.42 [2.300] | 23 | 24 | 2-146466-4 |
| 5 | 58.01 [2.284] | 55.88 [2.200] | 22 | 23 | 2-146466-3 |
| 5 | 55.47 [2.184] | 53.34 [2.100] | 21 | 22 | 2-146466-2 |
| 5 | 52.93 [2.084] | 50.80 [2.000] | 20 | 21 | 2-146466-1 |
| 5 | 50.39 [1.984] | 48.26 [1.900] | 19 | 20 | 2-146466-0 |
| 5 | 47.85 [1.884] | 45.72 [1.800] | 18 | 19 | 1-146466-9 |
| 5 | 45.31 [1.784] | 43.18 [1.700] | 17 | 18 | 1-146466-8 |
| 5 | 42.77 [1.684] | 40.64 [1.600] | 16 | 17 | 1-146466-7 |
| 5 | 40.23 [1.584] | 38.10 [1.500] | 15 | 16 | 1-146466-6 |
| 5 | 37.69 [1.484] | 35.56 [1.400] | 14 | 15 | 1-146466-5 |
| 5 | 35.15 [1.384] | 33.02 [1.300] | 13 | 14 | 1-146466-4 |
| 5 | 32.61 [1.284] | 30.48 [1.200] | 12 | 13 | 1-146466-3 |
| 5 | 30.07 [1.184] | 27.94 [1.100] | 11 | 12 | 1-146466-2 |
| 5 | 27.53 [1.084] | 25.40 [1.000] | 10 | 11 | 1-146466-1 |
| 5 | 24.99 [.984] | 22.86 [.900] | 9 | 10 | 1-146466-0 |
| 5 | 22.45 [.884] | 20.32 [.800] | 8 | 9 | 146466-9 |
| 5 | 19.91 [.784] | 17.78 [.700] | 7 | 8 | 146466-8 |
| 5 | 17.37 [.684] | 15.24 [.600] | 6 | 7 | 146466-7 |
| 5 | 14.83 [.584] | 12.70 [.500] | 5 | 6 | 146466-6 |
| 5 | 12.29 [.484] | 10.16 [.400] | 4 | 5 | 146466-5 |
| 5 | 9.75 [.384] | 7.62 [.300] | 3 | 4 | 146466-4 |
| 5 | 7.21 [.284] | 5.08 [.200] | 2 | 3 | 146466-3 |
| 5 | 4.67 [.184] | 2.54 [.100] | 1 | 2 | 146466-2 |
| 5 | 2.13 [.084] | - | - | 1 | 146466-1 |

THIS DRAWING IS A CONTROLLED DOCUMENT.

DIMENSIONS: mm [INCHES]

TOLERANCES UNLESS OTHERWISE SPECIFIED:
0 PLC ± -
1 PLC ± -
2 PLC ± 0.51[.02]
3 PLC ± 0.127[.005]
4 PLC ± 0.0127[.0005]
ANGLES ± -

MATERIAL 4

FINISH SEE TABLE

DWN T. HOFFMAN 18JAN96
CHK G. DUBNICZKI 4MAR96
APVD G. DURNICZKI 4MAR96

PRODUCT SPEC —
APPLICATION SPEC —
WEIGHT —

CUSTOMER DRAWING

TE Connectivity

NAME HEADER ASSEMBLY, MOD II, STACKING, SINGLE ROW, .025 SQ.POST, UNSHROUDED

| SIZE | CAGE CODE | DRAWING NO | RESTRICTED TO |
|---|---|---|---|
| A1 | 00779 | C-146466 | — |

SCALE 4:1 SHEET 1 OF 1 REV B

4805 (3/11)