



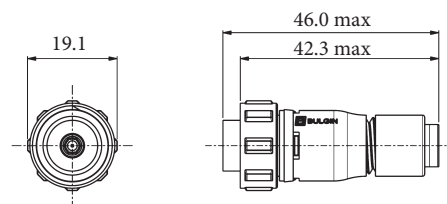
- ⬡ Sealed to IP68 when mated
- ⬡ IP69K, Tested in accordance with DIN 40050/Part 9 IP6k9k
- ⬡ 50Ω Impedance SMB connector
- ⬡ Frequency range 0-4GHz
- ⬡ Contact resistance
 - centre - 6mΩ max.
 - outer - 2.5mΩ max.
- ⬡ Gold plated contacts
- ⬡ Diameter over coupling ring 19mm
- ⬡ Body moulding, Nylon UL94-V0 rated
- ⬡ Two versions of Flex Connector
 - re-wireable
 - pre-wired - lengths 1m, 3m & 5m
- ⬡ Panel connector
 - pre-wired - lengths 0.5m, 1m & 1.5m
- ⬡ Cable accommodation (flex re-wireable), RG-174
- ⬡ Cable type (pre-wired connectors), RG-174

Re- Wireable Flex Connector



PX0415/1

- Mates with Panel connector (PX0414)
- Re-wireable connector
- For RG-174 cable
- Supplied with SMB plug




Part no.

Description

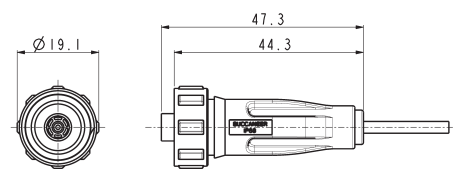
PX0415/1 Re-wireable connector with SMB Plug - for RG-174 cable

Pre- Wireable Flex Connector



PX0416/xMxx

- Mates with Panel connector (PX0414)
- Pre-wired
- Overmoulded construction
- Supplied with SMB plug terminated with RG-174 cable
- 1m, 3m & 5m cable lengths



Part no.

Description

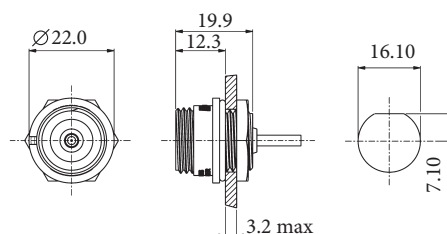
PX0416/1M00 Overmoulded connector with SMB plug - cable length 1m
 PX0416/3M00 Overmoulded connector with SMB plug - cable length 3m
 PX0416/5M00 Overmoulded connector with SMB plug - cable length 5m

Panel Mounting Connector



PX0414/xMxx

- Mates with Flex connectors (PX0415, PX0416)
- Single hole fixing
- Supplied with SMB jack terminated with RG-174 cable
- U.FL cable version also available



Part no.

Description

PX0414/0M50 Panel connector with SMB jack - cable length 0.5m
 PX0414/1M00 Panel connector with SMB jack - cable length 1m
 PX0414/1M50 Panel connector with SMB jack - cable length 1.5m

Sealing Cap and Accessories

- Sealing caps maintain IP rating when connectors are not in use



PX0480

PX0481

PX0485

Part no.

Description

PX0480 Sealing cap for PX0414 chassis connector
 PX0481 Sealing cap for PX0415 re-wireable flex connectors
 PX0485 Sealing cap for PX0416 overmoulded flex connector
 14319 Hand crimp tool for SMB

**Electrical**

Impedance:	50Ω
Frequency Range:	0-4GHz
Contact Resistance:	
Centre:	6mΩ (max.)
Outer:	2.5mΩ (max.)
Insulator Resistance:	1000MΩ (max.)

Mechanical:

Sealing:	IP69K, Tested in accordance with DIN 40050/Part 9 IP6k9k
	IP68, EN60529:1992+A2:2013 (10m depth for 2 weeks)
Salt Mist	EN60068-2-52 Test Kb Salt Mist (Cyclic) Marine Severity Level 1
Cable Acceptance:	RG-174
Insertion/Withdrawal Force:	
Insertion Force:	36N
Withdrawal Force:	36N
Cable Retention Force:	18N
Mating Cycles:	500
Operating Temperature:	-20°C to +80°C

Material:

PX0415/1 and PX0414	
Body Mouldings:	Polyamide
Flammability Rating:	UL94V-0
UV Resistance:	To EN 50021:1999
PX0416	
Body Mouldings:	PVC (black)
Flammability Rating:	UL94V-0
O Rings:	Nitrile
Panel Sealing O Ring:	Nitrile
SMB Connector	
Body:	Brass to QQ-B-626, Gold Plated
Centre Contact:	
Plug:	Brass to QQ-B-626, Gold Plated
Jack:	Beryllium Copper to QQ-B-530, Gold Plated
Insulator:	Teflon
Crimp Ferrules:	Annealed Copper
RoHS	Compliant