


## $\frac{7}{8}$ " (22.2 mm) Multi Turn Wirewound 533: 3 Turns/534: 10 Turns/535: 5 Turns


**Note**

- The color of this product may either be black (US market) or blue (other regions)

**QUICK REFERENCE DATA**

Sensor type	ROTATIONAL, multi turn wirewound
Output type	Output by turrets
Market appliance	Industrial
Dimensions	$\frac{7}{8}$ " (22.2 mm)

**ELECTRICAL SPECIFICATIONS**

PARAMETER	MODEL 533	MODEL 534	MODEL 535
Resistance range - standard values	50 $\Omega$ to 20 k $\Omega$	100 $\Omega$ to 100 k $\Omega$	50 $\Omega$ to 50 k $\Omega$
Capability range	5 $\Omega$ to 60 k $\Omega$	10 $\Omega$ to 200 k $\Omega$	5 $\Omega$ to 100 k $\Omega$
Standard tolerance	$\pm 5\%$	$\pm 5\%$	$\pm 5\%$
Linearity (independent)	$\pm 0.25\%$	$\pm 0.25\%$	$\pm 0.25\%$
Noise	100 $\Omega$ ENR	100 $\Omega$ ENR	100 $\Omega$ ENR
Rotation (electrical and mechanical)	1080° + 10° - 0°	3600° + 10° - 0°	1800° + 10° - 0°
Power rating (at 70 °C)	1.0 W	2.0 w	1.5 W
Insulation resistance	1000 M $\Omega$ minimum 500 V <sub>DC</sub>		
Dielectric strength	1000 V <sub>RMS</sub> minimum 60 Hz		
Absolute minimum resistance	Not to exceed linearity x total resistance or 1 $\Omega$ , whichever is greater		
Temperature coefficient	20 ppm/°C (standard values, wire only)		
End voltage	0.25 % of total applied voltage, maximum		
Phasing	CCW end points - section 2 phased to section 1 within $\pm 2^\circ$		
Taps	Center tap only		

**MARKING**

Unit identification	Manufacturer's name and model number, resistance value and tolerance, linearity specification date code and terminal identification
---------------------	---

**RESISTANCE VALUES**

<b>533</b> ( $\Omega$ )	50, 100, 200, 500, 1K, 2K, 5K, 10K, 20K
<b>534</b> ( $\Omega$ )	100, 200, 500, 1K, 2K, 5K, 10K, 20K, 50K, 100K
<b>535</b> ( $\Omega$ )	50, 100, 200, 500, 1K, 2K, 5K, 10K, 20K, 50K

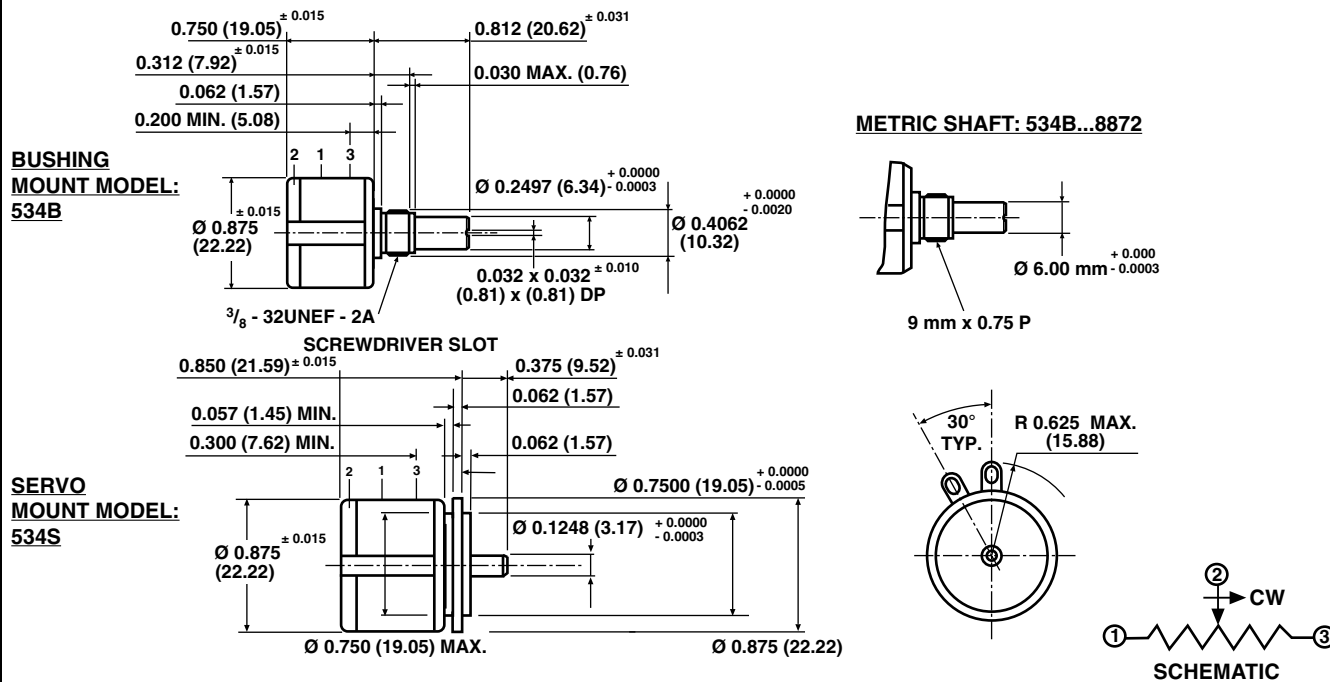
**ORDERING INFORMATION/DESCRIPTION**

The Models 533 (3 turns), 534 (10 turns) and 535 (5 turns) can be ordered by stating

<b>534</b>	<b>B</b>	<b>2</b>	<b>10K</b>	<b>20K</b>	<b>5 %</b>	<b>C</b>	<b>BO10</b>	<b>e4</b>
MODEL	MOUNTING	NUMBER OF SECTION	OHMIC VALUE SECTION N° 1	OHMIC VALUE SECTION N° 2	TOLERANCE ON OHMIC VALUE	LINEARITY	PACKAGING	LEAD FINISH
	<b>B:</b> Bushing <b>S:</b> Servo					$\pm 0.25\%$ (STD)	Box of 10 pieces	

**SAP PART NUMBERING GUIDELINES**

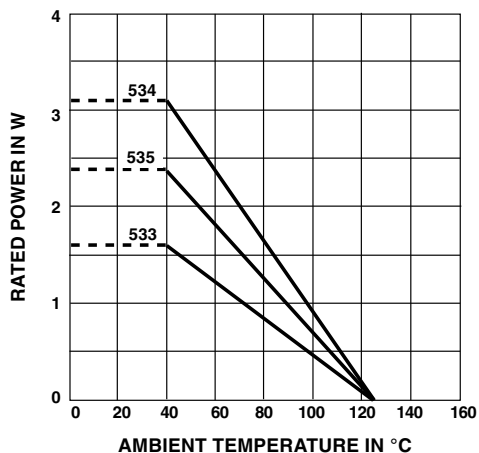
<b>534</b>	<b>B</b>	<b>2</b>	<b>103</b>	<b>203</b>	<b>J</b>	<b>C</b>	<b>B10</b>
MODEL	STYLE	NUMBER OF SECTION	OHMIC VALUE SECTION N° 1	OHMIC VALUE SECTION N° 2	TOLERANCE ON OHMIC VALUE	LINEARITY	PACKAGING
	<b>B:</b> Bushing <b>S:</b> Servo		<b>103</b> = 10K	<b>203</b> = 20K	<b>J:</b> $\pm 5\%$ <b>F:</b> $\pm 1\%$	<b>C:</b> $\pm 0.25\%$ <b>L:</b> $\pm 0.20\%$ <b>D:</b> $\pm 0.1\%$	Box of 10 pieces

**SINGLE SECTION DIMENSIONS** in inches (millimeters)


Mounting hardware, washer and panel nut, nickel plated

**MECHANICAL SPECIFICATIONS**

PARAMETER		
Bearing type	Bushing: Sleeve bearing	Servo: Ball bearing
Torque (maximums): starting		
Section 1	<b>534</b>	<b>533/535</b>
Section 2	0.5 oz. - in (36 g - cm) 0.9 oz. - in (65 g - cm)	0.7 oz. - in (50 g - cm) 1.1 oz. - in (79 g - cm)
Torque (maximums): running		
Section 1	<b>534</b>	<b>533/535</b>
Section 2	0.4 oz. - in (28.80 g - cm) 0.7 oz. - in (50.40 g - cm)	0.6 oz. - in (43.20 g - cm) 0.9 oz. - in (64.8 g - cm)
Weight (maximums)		
Section 1	0.75 oz. (21.26 g)	
Section 2	1.25 oz. (35.44 g)	
Stop strength	75 oz. - in (static) (5.4 kg - cm)	
Ganging	2 sections maximum	

**POWER RATING CHART**

**ENVIRONMENTAL SPECIFICATIONS**

Vibration	15 g thru 2000 Hz
Shock	50 g
Rotational life (shaft revolution)	
533	300 000
534	1 000 000
534 (servo)	> 1 000 000
535	500 000
Load life	900 h
Temperature range	- 55 °C to + 125 °C



RESISTANCE ELEMENT DATA														
RESISTANCE VALUE ( $\Omega$ )			RESOLUTION (%)			OHMS PER TURN			MAXIMUM CURRENT AT 70 °C AMBIENT (mA)			MAXIMUM VOLTAGE ACROSS COIL (V)		
533	534	535	533	534	535	533	534	535	533	534	535	533	534	535
50	-	50	0.149	-	0.120	0.0746	-	0.0603	141.0	-	173.0	7.07	-	8.66
100	100	100	0.111	0.060	0.075	0.1114	0.0603	0.0746	100.0	141.0	122.0	10.0	14.1	12.2
200	200	200	0.097	0.037	0.061	0.1954	0.0746	0.1220	70.7	100.0	86.6	14.1	20.0	17.3
500	500	500	0.069	0.031	0.049	0.3424	0.1520	0.2459	44.7	63.2	54.7	22.4	31.6	27.4
1K	1K	1K	0.063	0.025	0.041	0.6331	0.2459	0.4113	31.6	44.7	38.7	31.6	44.7	38.7
2K	2K	2K	0.041	0.021	0.031	0.8206	0.4113	0.6331	22.4	31.6	27.4	44.7	63.2	54.8
5K	5K	5K	0.044	0.016	0.034	2.2330	0.8206	1.7230	14.1	20.0	17.3	70.7	100.0	86.6
10K	10K	10K	0.034	0.017	0.030	3.4510	1.7230	3.0160	10.0	14.1	12.2	100.0	141.0	122.0
20K	20K	20K	0.031	0.015	0.020	6.1790	3.0160	3.9910	7.07	10.0	8.66	141.0	200.0	173.0
-	50K	50K	-	0.009	0.015	-	4.6690	7.4560	-	6.32	5.47	-	316.0	274.0
-	100K	-	-	0.007	-	-	7.4560	-	-	4.47	-	-	447.0	-
-	-	-	-	-	-	-	-	-	-	-	-	-	-	-
-	-	-	-	-	-	-	-	-	-	-	-	-	-	-



## Disclaimer

ALL PRODUCT, PRODUCT SPECIFICATIONS AND DATA ARE SUBJECT TO CHANGE WITHOUT NOTICE TO IMPROVE RELIABILITY, FUNCTION OR DESIGN OR OTHERWISE.

Vishay Intertechnology, Inc., its affiliates, agents, and employees, and all persons acting on its or their behalf (collectively, "Vishay"), disclaim any and all liability for any errors, inaccuracies or incompleteness contained in any datasheet or in any other disclosure relating to any product.

Vishay makes no warranty, representation or guarantee regarding the suitability of the products for any particular purpose or the continuing production of any product. To the maximum extent permitted by applicable law, Vishay disclaims (i) any and all liability arising out of the application or use of any product, (ii) any and all liability, including without limitation special, consequential or incidental damages, and (iii) any and all implied warranties, including warranties of fitness for particular purpose, non-infringement and merchantability.

Statements regarding the suitability of products for certain types of applications are based on Vishay's knowledge of typical requirements that are often placed on Vishay products in generic applications. Such statements are not binding statements about the suitability of products for a particular application. It is the customer's responsibility to validate that a particular product with the properties described in the product specification is suitable for use in a particular application. Parameters provided in datasheets and/or specifications may vary in different applications and performance may vary over time. All operating parameters, including typical parameters, must be validated for each customer application by the customer's technical experts. Product specifications do not expand or otherwise modify Vishay's terms and conditions of purchase, including but not limited to the warranty expressed therein.

Except as expressly indicated in writing, Vishay products are not designed for use in medical, life-saving, or life-sustaining applications or for any other application in which the failure of the Vishay product could result in personal injury or death. Customers using or selling Vishay products not expressly indicated for use in such applications do so at their own risk and agree to fully indemnify and hold Vishay and its distributors harmless from and against any and all claims, liabilities, expenses and damages arising or resulting in connection with such use or sale, including attorneys fees, even if such claim alleges that Vishay or its distributor was negligent regarding the design or manufacture of the part. Please contact authorized Vishay personnel to obtain written terms and conditions regarding products designed for such applications.

No license, express or implied, by estoppel or otherwise, to any intellectual property rights is granted by this document or by any conduct of Vishay. Product names and markings noted herein may be trademarks of their respective owners.

## Material Category Policy

**Vishay Intertechnology, Inc. hereby certifies that all its products that are identified as RoHS-Compliant fulfill the definitions and restrictions defined under Directive 2011/65/EU of The European Parliament and of the Council of June 8, 2011 on the restriction of the use of certain hazardous substances in electrical and electronic equipment (EEE) - recast, unless otherwise specified as non-compliant.**

**Please note that some Vishay documentation may still make reference to RoHS Directive 2002/95/EC. We confirm that all the products identified as being compliant to Directive 2002/95/EC conform to Directive 2011/65/EU.**