

Plug - UPBV 4/ 1-M BU - 3045758

Please be informed that the data shown in this PDF Document is generated from our Online Catalog. Please find the complete data in the user's documentation. Our General Terms of Use for Downloads are valid (<http://download.phoenixcontact.com>)



Plug, Connection method: Screw connection, Number of positions: 1, Cross section: 0.14 mm² - 6 mm², AWG: 26 - 10, Width: 6.2 mm, Height: 48.5 mm, Color: blue

Illustration shows various versions of the product (left, center and right element) in different color combinations

Product description

Connector element center, left housing with engagement pin, right opened without cover

Product Features

- ✓ The COMBI plugs for self-assembly provide solutions that users can implement themselves
- ✓ The screw plugs can be combined with COMBI terminal blocks with all forms of connection technology and are available in two versions
- ✓ Can be bridged with FBS ... standard bridges
- ✓ The plugs are assembled directly on site by snapping together single-position plug elements
- ✓ The connected conductors can be led directly into the cable duct to save space



Key commercial data

Packing unit	1 1
Weight per Piece (excluding packing)	6.44 GRM
Custom tariff number	85366990
Country of origin	Poland

Technical data

General

Number of levels	1
Number of connections	1
Color	blue
Insulating material	PA
Inflammability class according to UL 94	V0

Plug - UPBV 4/ 1-M BU - 3045758

Technical data

General

Maximum load current	32 A (with 6 mm ² conductor cross section)
Rated surge voltage	8 kV
Pollution degree	3
Surge voltage category	III
Insulating material group	I
Connection in acc. with standard	IEC 61984
Nominal current I _N	32 A
Nominal voltage U _N	800 V
Number of positions	1

Dimensions

Width	6.2 mm
Length	22 mm
Height	48.5 mm

Connection data

Conductor cross section solid min.	0.14 mm ²
Conductor cross section solid max.	6 mm ²
Conductor cross section AWG/kcmil min.	26
Conductor cross section AWG/kcmil max.	10
Conductor cross section stranded min.	0.14 mm ²
Conductor cross section stranded max.	6 mm ²
Min. AWG conductor cross section, stranded	26
Max. AWG conductor cross section, stranded	10
Conductor cross section stranded, with ferrule without plastic sleeve min.	0.14 mm ²
Conductor cross section stranded, with ferrule without plastic sleeve max.	4 mm ²
Conductor cross section stranded, with ferrule with plastic sleeve min.	0.14 mm ²
Conductor cross section stranded, with ferrule with plastic sleeve max.	4 mm ²
2 conductors with same cross section, solid min.	0.14 mm ²
2 conductors with same cross section, solid max.	1.5 mm ²
2 conductors with same cross section, stranded min.	0.14 mm ²
2 conductors with same cross section, stranded max.	1.5 mm ²
2 conductors with same cross section, stranded, TWIN ferrules with plastic sleeve, min.	0.5 mm ²
2 conductors with same cross section, stranded, TWIN ferrules with plastic sleeve, max.	1 mm ²
2 conductors with same cross section, stranded, ferrules without plastic sleeve, min.	0.14 mm ²
2 conductors with same cross section, stranded, ferrules without plastic sleeve, max.	1.5 mm ²

Plug - UPBV 4/ 1-M BU - 3045758

Technical data

Connection data

Connection method	Screw connection
Stripping length	9 mm
Internal cylindrical gage	A4
Screw thread	M3
Tightening torque, min	0.6 Nm
Tightening torque max	0.8 Nm

Classifications

eCl@ss

eCl@ss 4.0	272607xx
eCl@ss 4.1	27260701
eCl@ss 5.0	27260701
eCl@ss 5.1	27260701
eCl@ss 6.0	27141120
eCl@ss 7.0	27141120
eCl@ss 8.0	27141120

ETIM

ETIM 2.0	EC000897
ETIM 3.0	EC000897
ETIM 4.0	EC002021
ETIM 5.0	EC002021

UNSPSC

UNSPSC 6.01	30211802
UNSPSC 7.0901	39121402
UNSPSC 11	39121402
UNSPSC 12.01	39121402
UNSPSC 13.2	39121402

Approvals

Approvals

Approvals

UL Recognized / cUL Recognized / cULus Recognized


Plug - UPBV 4/ 1-M BU - 3045758


Approvals


Ex Approvals

Approvals submitted

Approval details

UL Recognized 		
	B	C
mm²/AWG/kcmil	26-10	26-10
Nominal current I _N	30 A	30 A
Nominal voltage U _N	600 V	600 V

cUL Recognized 		
	B	C
mm²/AWG/kcmil	26-10	26-10
Nominal current I _N	30 A	30 A
Nominal voltage U _N	600 V	600 V

cULus Recognized 		
--	--	--

Accessories

Accessories

Bridge

Plug-in bridge - FBS 2-6 - 3030336



Plug-in bridge, Number of positions: 2, Color: red

Plug - UPBV 4/ 1-M BU - 3045758

Accessories

Plug-in bridge - FBS 3-6 - 3030242



Plug-in bridge, Number of positions: 3, Color: red

Plug-in bridge - FBS 4-6 - 3030255



Plug-in bridge, Number of positions: 4, Color: red

Plug-in bridge - FBS 5-6 - 3030349



Plug-in bridge, Number of positions: 5, Color: red

Plug-in bridge - FBS 10-6 - 3030271



Plug-in bridge, Number of positions: 10, Color: red

End cover

Flange cover - DF-UPBV 2,5/ 4 - 3060432



Flange cover, Length: 45.7 mm, Width: 4.5 mm, Height: 32 mm, Color: gray

Plug - UPBV 4/ 1-M BU - 3045758

Accessories

Spacer plate - DP PS-6 - 3036738



Spacer plate, Color: red

Insulating sleeve

Insulating sleeve - MPS-IH WH - 0201663



Insulating sleeve, Color: white

Insulating sleeve - MPS-IH RD - 0201676



Insulating sleeve, Color: red

Insulating sleeve - MPS-IH BU - 0201689



Insulating sleeve, Color: blue

Insulating sleeve - MPS-IH YE - 0201692



Insulating sleeve, Color: yellow

Plug - UPBV 4/ 1-M BU - 3045758

Accessories

Insulating sleeve - MPS-IH GN - 0201702



Insulating sleeve, Color: green

Insulating sleeve - MPS-IH GY - 0201728



Insulating sleeve, Color: gray

Insulating sleeve - MPS-IH BK - 0201731



Insulating sleeve, Color: black

Mounting material

Latching - UPRZ - 3045570



Latching, Number of positions: 2, Color: orange

Latching - UPR/ 2 - 3045567



Latching, Number of positions: 2, Color: orange

Plug - UPBV 4/ 1-M BU - 3045758

Accessories

Strain relief - UPZ/ 2 - 3045554



Strain relief, Number of positions: 2, Color: black

Screwdriver tools

Screwdriver - SZS 0,6X3,5 - 1205053



Actuation tool, for ST terminal blocks, insulated, also suitable for use as a bladed screwdriver, size: 0.6 x 3.5 x 100 mm, 2-component grip, with non-slip grip

Shield connection

Shield connection clamp - PSH 3- 6 - 3040591



Shield connection clamp, Color: black

Shield connection clamp - PSH 5-10 - 3040601



Shield connection clamp, Color: black

Test plug terminal block

Plug - UPBV 4/ 1-M BU - 3045758

Accessories

Test plugs - MPS-MT - 0201744



Test plugs, Color: silver

Test adapter - PAI-4-N GY - 3032871



Test adapter, Color: gray

Test adapter - PS-6 - 3030996



Test adapter, Color: red

Test plugs - PS-6/2,3MM RD - 3038736




Test plugs, Color: red

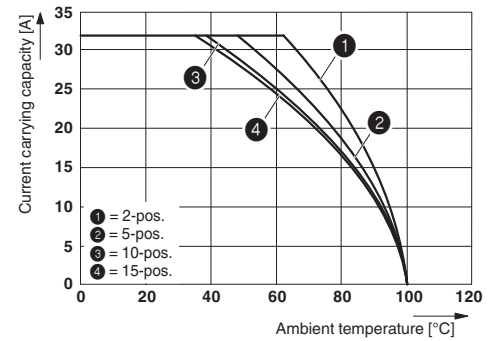
Drawings

Plug - UPBV 4/ 1-M BU - 3045758

Circuit diagram



Diagram



The figure shows the derating curve of the UT 4/1P... terminal block in connection with the UPVB 4 plug

Schematic diagram

