samtec

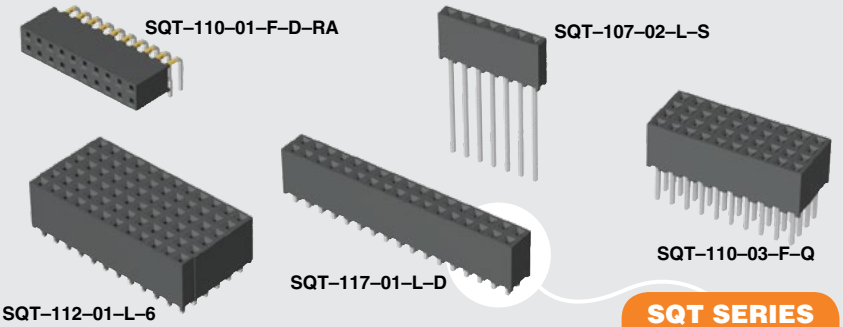

(2.00 mm) .0787"

SQT SERIES

COST-EFFECTIVE RUGGED SOCKETS

SPECIFICATIONS

For complete specifications see www.samtec.com?SQT

Insulator Material:
Black Liquid Crystal Polymer
Contact Material:
Phosphor Bronze
Plating:
Sn or Au over 50 µ" (1.27 µm) Ni
Current Rating (TMMH/SQT):
5.1 A per pin
(2 pins powered)
Voltage Rating:
281 VAC mated with TMM;
250 VAC mated with TMMH
Operating Temp Range:
-55 °C to +125 °C
Insertion Depth:
(2.62 mm) .103" to
(5.03 mm) .198"
Normal Force:
60 grams (0.59 N) average
Max Cycles:
100 with 10 µ" (0.25 µm) Au
RoHS Compliant:
Yes
Lead–Free Solderable:
Yes

RECOGNITIONS

For complete scope of recognitions see www.samtec.com/quality

FILE NO. E111594

Note:
Some lengths, styles and options are non-standard, non-returnable.

Board Mates:
TMMH, TMM, MTMM, MMT, TW, LTMM, ZLTMM, ESQT, PTT, TSH

Cable Mates:
TCMD

TIGER BUY™ CONTACT

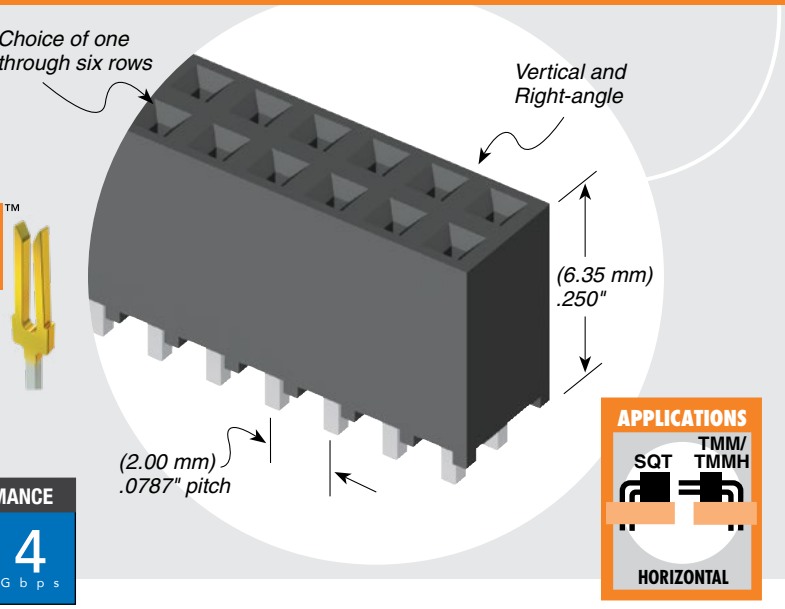

HIGH-SPEED CHANNEL PERFORMANCE

Rating based on Samtec reference channel. For full SI performance data visit Samtec.com or contact SIG@samtec.com

4 Gbps

SQT	–	1	NO. PINS PER ROW	–	LEAD STYLE	–	PLATING OPTION	–	ROW OPTION	–	OTHER OPTION
			02 thru 50		Specify LEAD STYLE from chart		–F = Gold flash on contact, Matte Tin on tail –L = 10 µ" (0.25 µm) Gold on contact, Matte Tin on tail		–S = Single Row –D = Double Row –T = Triple Row –Q = Four Row –5 = Five Row –6 = Six Row		–RA = Right-angle (–Q, –5 & –6 Row not available) (Lead Style –01 only) –"XXX" = Polarized Position (Indicate position number)

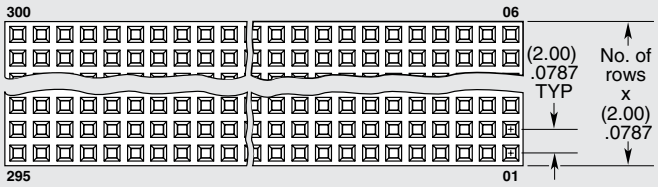

LEAD STYLE	A
– 01	(2.29) .090
– 02	(15.24) .600
– 03	(5.28) .208

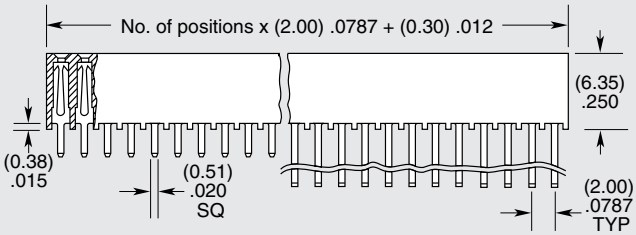

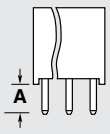

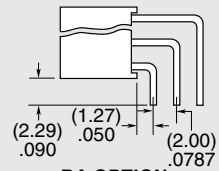

–RA OPTION
(–Q, –5 & –6 not available)

Other Solutions

Elevated
See ESQT Series.

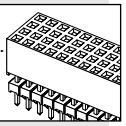

Surface Mount
See SQW and TLE Series.



Low Profile
See CLT Series.

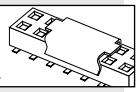

High Reliability
See SMM Series.

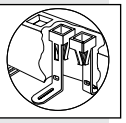

Press-fit
See PTF Series.

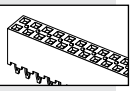

Due to technical progress, all designs, specifications and components are subject to change without notice.

All parts within this catalog are built to Samtec's specifications.
Customer specific requirements must be approved by Samtec and identified in a Samtec customer-specific drawing to apply.