THIS DRAWING IS UNPUBLISHED.
VERTRAULICHE UNVEROEFFENTLICHTE ZEICHNUNG
© COPYRIGHT 2008 -
RELEASED FOR PUBLICATION - 2008
FREI FUER VEROEFFENTLICHUNG
ALL RIGHTS RESERVED.
ALLE INTERNATIONALEN RECHTE VORBEHALTEN.

MATED WITH
PASSEND ZU

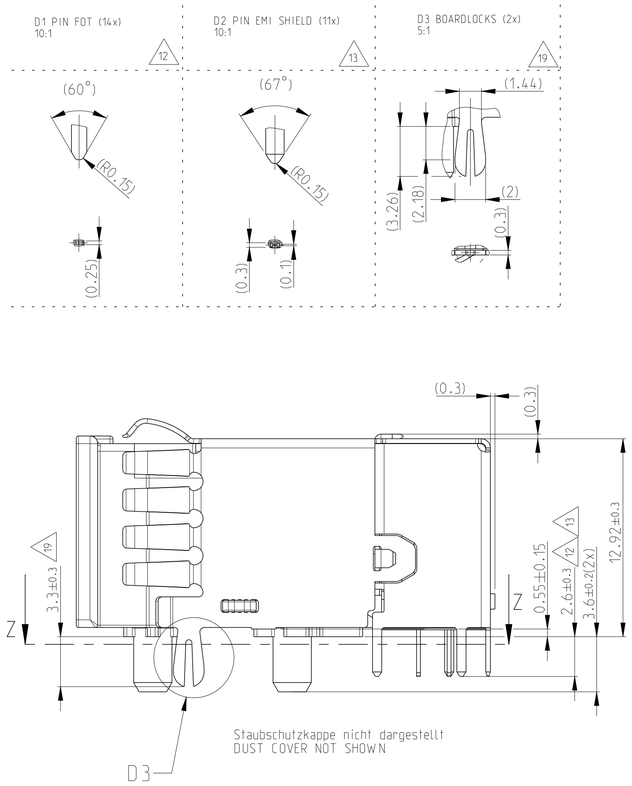

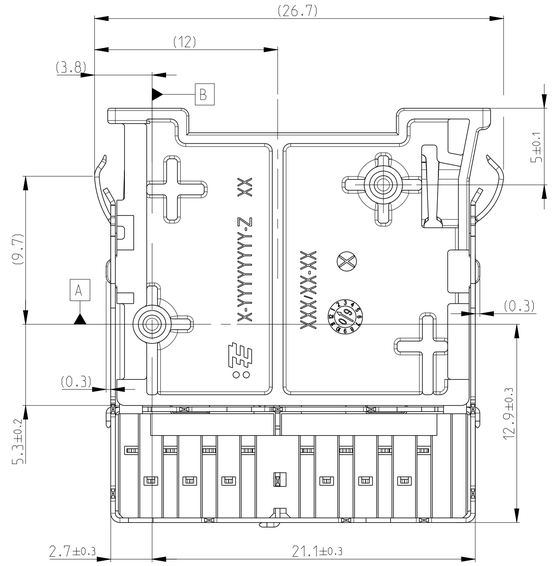

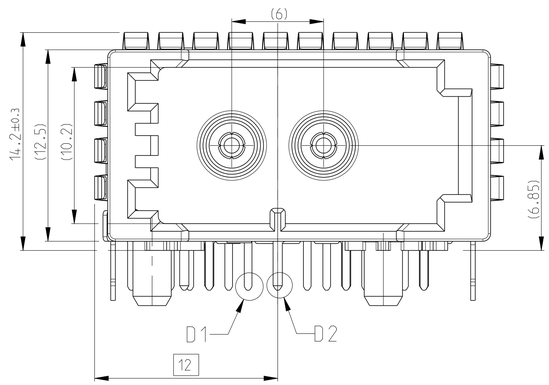

5:1

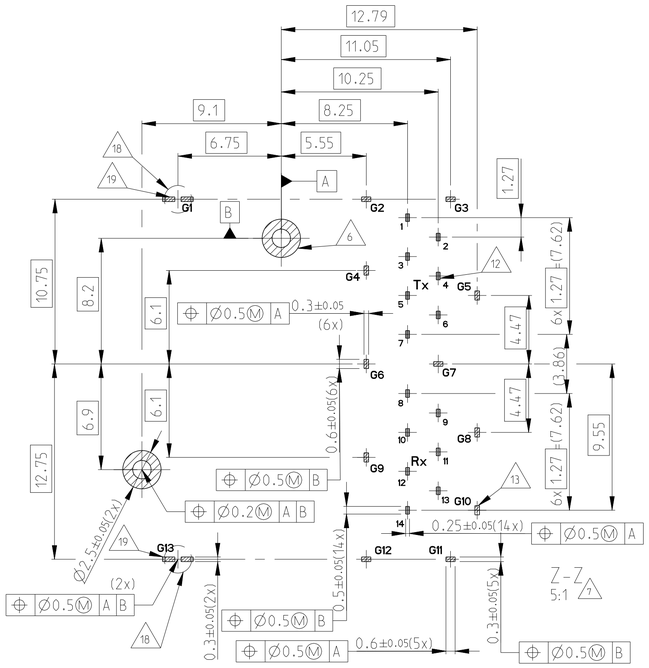

5:1

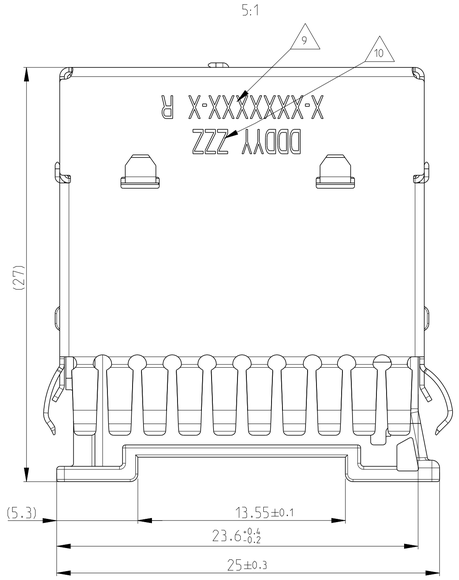

Pin Pos		Belegung ASSIGNMENT
Tx	1	/RST
	2	REXT
	3	IN-
	4	IN+
	5	GND
	6	VCC
	7	-3dD
Rx	8	STATUS
	9	VCC
	10	GND
	11	OUT-
	12	OUT+
	13	REXT
	14	VCC
EMI-Shield		GND

MOST 2+0 INTERFACE CODINGS

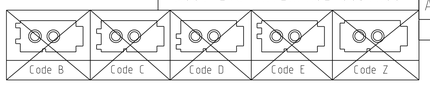

LOC A1 DIST -
PROJEKT NR.: -

REVISIONS
ÄNDERUNGEN

P	LTR	DESCRIPTION BESCHREIBUNG	DATE	DWN	APVD
	C	E-12-001546	31JAN2012	RW	FH
	C1	E-12-010949	28JUN2012	RW	FH
	D	E-12-007214	15FEB2013	AW	RW
	E	E-14-015676	22MAY2015	RW	RW

1 Verpackung siehe Vorschrift V-1823724
PACKING SEE PACKING INSTRUCTION V-1823724

2 100% optischer Test: Lichtausgangsleistung, Receiver-Empfindlichkeit und Status-Pin-Abfrage
100% OPTICAL TEST. OUTPUT PERFORMANCE, RECEIVER SENSITIVITY AND STATUS-PIN-QUERY

3 Massgebend ist nur der deutsche Text
ONLY THE GERMAN LANGUAGE SHALL BE BINDING

4 Alle Masse in () nur als Info
ALL DIMENSIONS IN () ONLY AS INFO

5 Steckersystem gemaess Schnittstelle C-114-18361-1 inklusive Kodierungen
CONNECTOR ACCORDING TO C-114-18361-1 INCLUDING CODINGS

6 Bezugspin der Stiftwanne
REFERENCE PIN OF HEADER

7 Pinlayout
Angaben entsprechen den Form- und Lagetoleranzen der Pins.
(Layout ist entsprechend auszulegen)
PIN LAYOUT
DIMENSIONS RELATE TO SHAPE AND POSITION TOLERANCES OF PINS
LAYOUT HAS TO BE ADAPTED

8 1-1823724-1 wie gezeichnet (Kodierung A)
1-1823724-1 AS SHOWN (CODING A)

9 Aufdruck oder Gravur der PN= (X-...), Revision= (R)
IMPRINT OR ENGRAVING OF PN= (X-...), REVISON= (R)

10 Aufdruck oder Gravur der Markierung ZZZ= A01 fuer Diodentyp Avago und Produktionsdatum= (DDDYY)
IMPRINT OR ENGRAVING OF MARKING ZZZ= A01 FOR FOT TYPE AVAGO AND DATECODE= (DDDYY)

11 Pos.7 oder 8 Staubschutzkappe: Handhabungshilfe nicht Teil des endgueltigen Produktes
POS.7 OR 8 PROTECTION COVER: HANDLING AID NOT PART OF FINAL PRODUCT

12 Fot-Pins (14x)
FOT PINS (14x)

13 EMV-Schirmblech Pins (11x)
EMI SHIELD PINS (11x)

14 Passend zu Gegenstecker z. B. 1418862 und Leitungssatz
SUITABLE TO MATING PART E.G. 1418862 AND CONDUCTOR SET

15 Gewicht ohne Staubschutzkappe
WEIGHT WITHOUT DUST COVER

16 Pinlayout und max. Baugroesse gemaess C-114-18941-04
PIN LAYOUT AND MAX. OVERALL SIZE ACC. TO C-114-18941-04

17 Bereich fuer Schirmblech-Kontaktierung
CONTACTING AREA FOR SHIELDING

18 Ø1.8 mm Bohrung fuer Boardlocks
Ø1.8 MM HOLE FOR BOARDLOCKS

19 EMV-Schirmblech Boardlock Pins (2x)
EMI SHIELD BOARDLOCK PINS (2x)

20 Produktmarkierung nach Notizen 09 u. 10 alternativ ueber Etikett moeglich
PRODUCT MARKING ACC. TO NOTES 09 AND 10 ON STICKER ALTERNATIVELY

21 Musterteile mit [ES] (Engineering Sample) markiert
ENGINEERING SAMPLES MARKED WITH [ES] (ENGINEERING SAMPLE)

X-XXXXXXX-X
DDDYY R ZZZ

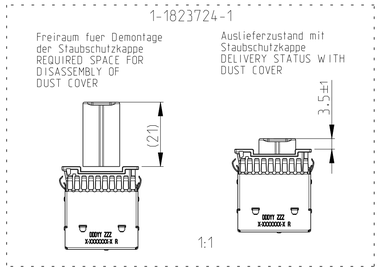

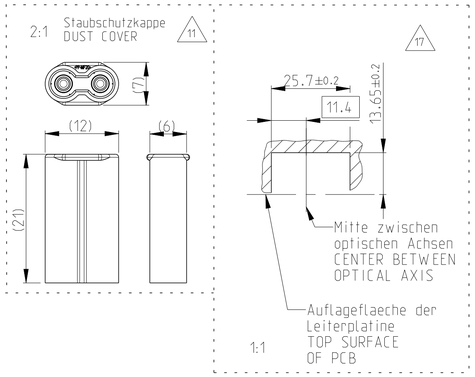

PART NO.	REV.	COD.	DESCRIPTION	QTY.	SURFACE / COLOR	MATERIAL	WEIGHT (g)	VOL. (mm³)	POS.
0-1823724-1 (Pilot)	C		11	1	NATURAL	PA6/6T-GF25	0.46	336	8
			POLYMER OPTICAL FIBER (PC)	2	BLACK	PC / CLEAR AND PA12			6
			RECEIVER AVAGO AFBR-2150	1	plating: Au 0.05-0.5 µm	RESIN AND COPPER ALLOY			5
			TRANSMITTER AVAGO AFBR-1150	1					4
			ADAPTER	1	BLACK	PA6/6T-GF25	7.50 15	2898	3
			EMI SHIELDING	1	TIN HOT DIPPED 1.0-3.0 µm	CuSn4			2
			2 POS. HEADER CODING A	1	BLACK	PA6/6T-GF25			1
1-1823724-1 (Serial)	D E	A	11	1	GRAY	PP-MF20	0.64	656	7
			POLYMER OPTICAL FIBER (PC)	2	BLACK	PC / CLEAR AND PA12	7.50 15	2898	6
			RECEIVER AVAGO AFBR-2150	1	plating: Au 0.05-0.5 µm E	RESIN AND COPPER ALLOY			5
			TRANSMITTER AVAGO AFBR-1150	1					4
			ADAPTER	1	BLACK	PA6/6T-GF25			3
			EMI SHIELDING	1	TIN HOT DIPPED 1.0-3.0 µm	CuSn4			2
			2 POS. HEADER CODING A	1	BLACK	PA6/6T-GF25			1

SUPERCEDED BY 1-1823724-1

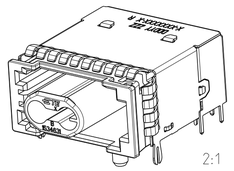

PRODUCT CHARACTERISTICS ACC. QMP EMEA_12
BESONDERE MERKMALE NACH QMP EMEA_12

THIS DRAWING IS A CONTROLLED DOCUMENT.
DIESES ZEICHNUNGSDOKUMENT WIRD DURCH AMP INCORPORATED KONTROLLIERT.
ANDERUNGEN, DIE DEM TECHNISCHEN FORTSCHRITT DIENEN, SIND VORBEHALTEN.
VOR ZWECKE UEBERSETZUNG ANGEFERTIGTE ZEICHNUNGEN SIND AUF ANFRAGE.

DIMENSIONS: MASSEINHEITEN: mm
TOLERANCES UNLESS OTHERWISE SPECIFIED / ALLGEMEINTOLERANZEN
0 PLC ±-
1 PLC ±-
2 PLC ±-
3 PLC ±-
4 PLC ±-
ANGLES/WINKEL ±-
MATERIAL: SEE TABLE
FINISH/OBERFLAECHE/FARBE: -

TOLERANCING ISO 8015
TOLERIERUNG ISO 8015
DWN Walter 09APR2009
CHK Van de Burgt 09APR2009
APVD Hahn
PRODUCT SPEC PRODUKTSPEZ. 108-94151
APPLICATION SPEC VERARBEITUNGSSPEZ. 114-18946
WEIGHT GEWICHT - 15

TE Connectivity

NAME: MOST 150 POF MICRO PIGTAIL FULLY SHIELDED

SIZE	CAGE CODE	DRAWING NO ZEICHNUNGS-NR.	RESTRICTED TO NUR FUER
A1	00779	C-1823724	-

CUSTOMER DRAWING /KUNDENZEICHNUNG | SCALE MASSSTAB 2:1 | SHEET BLATT 1 OF VON 1 | REV E

4805 (3/11)