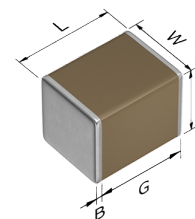


C3225X7T2W224M200AE



TDK item description C3225X7T2W224MT***S

Applications	Commercial Grade
	Please refer to Part No. CGA6M4X7T2W224M200AE for Automotive use.
Feature	Mid Voltage (100 to 630V)
	Soft Termination
Series	C3225 [EIA 1210]
Status	Production



Size	
Length(L)	3.20mm +0.50,-0.40mm
Width(W)	2.50mm ±0.30mm
Thickness(T)	2.00mm +0.30,-0.20mm
Terminal Width(B)	0.20mm Min.
Terminal Spacing(G)	
Recommended Land Pattern (PA)	2.00mm to 2.40mm
Recommended Land Pattern (PB)	1.00mm to 1.20mm
Recommended Land Pattern (PC)	1.90mm to 2.50mm

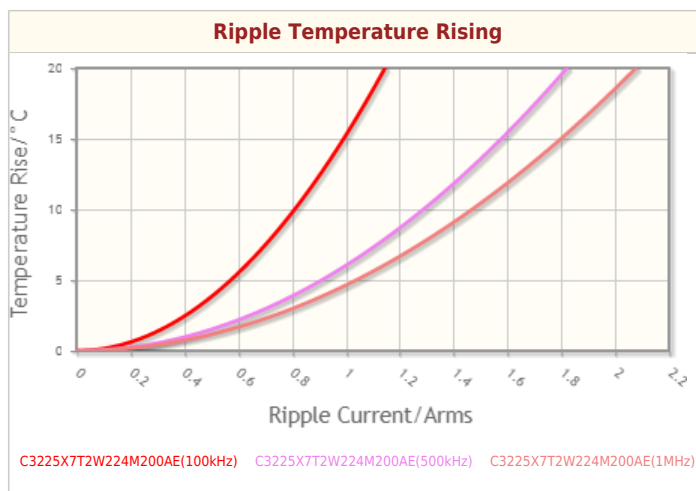
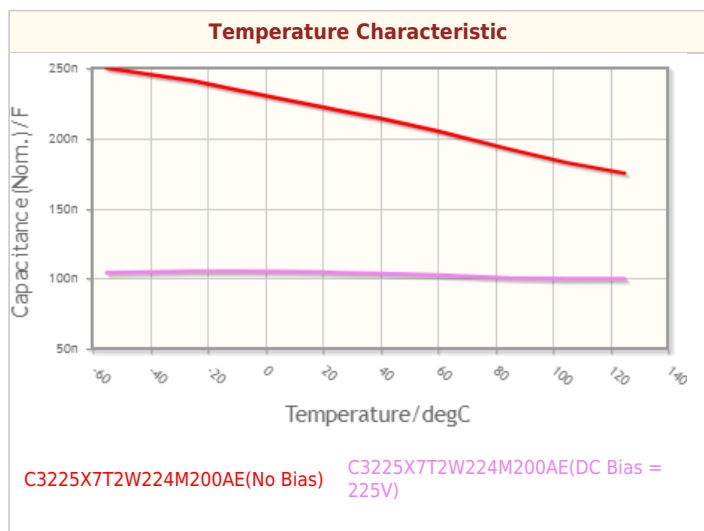
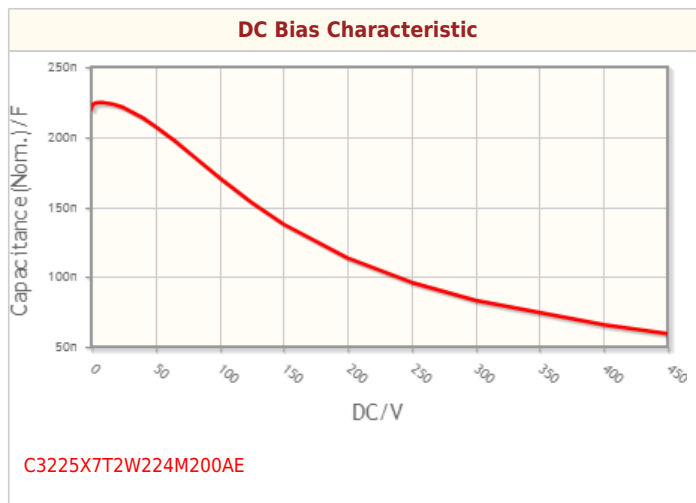
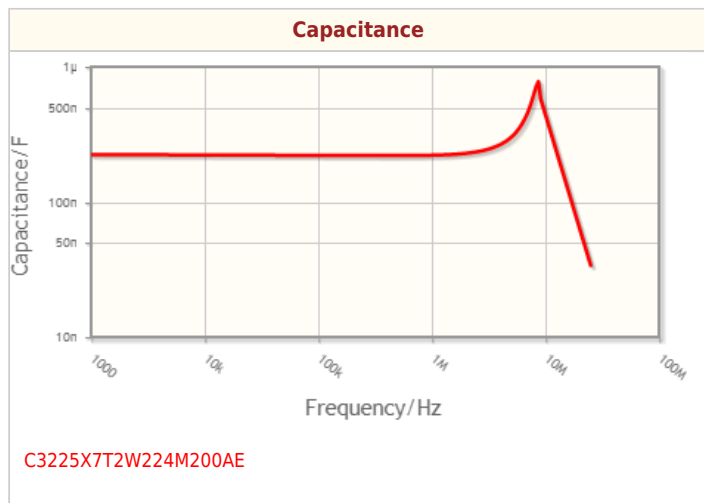
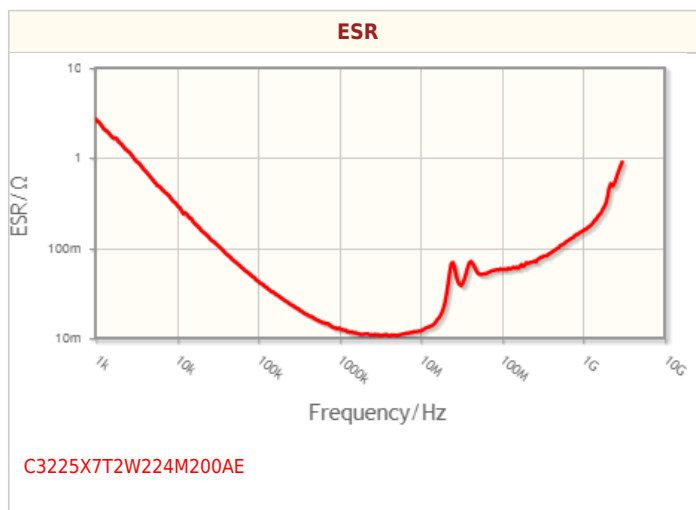
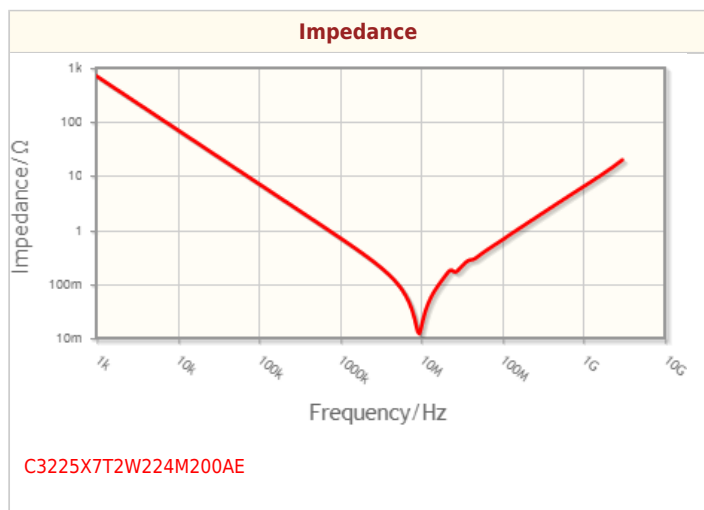
Electrical Characteristics	
Capacitance	220nF ±20%
Rated Voltage	450VDC
Temperature Characteristic	X7T(+22,-33%)
Dissipation Factor (Max.)	2.5%
Insulation Resistance (Min.)	2272MΩ

Other	
Soldering Method	Reflow
AEC-Q200	No
Packing	Blister (Plastic)Taping [180mm Reel]
Package Quantity	1000pcs

C3225X7T2W224M200AE

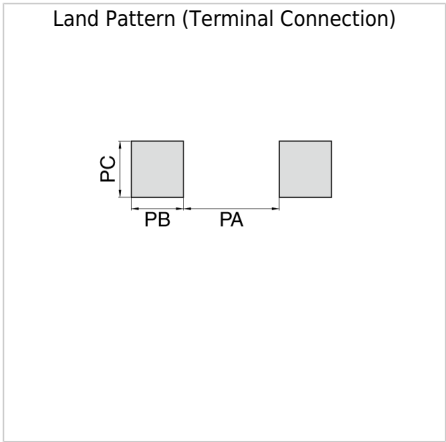


Characteristic Graphs(This is reference data, and does not guarantee the products characteristics.)





Associated Images



! Images are for reference only and show exemplary products.
! This PDF document was created based on the data listed on the TDK Corporation website.
! All specifications are subject to change without notice.