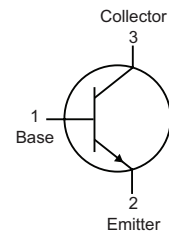
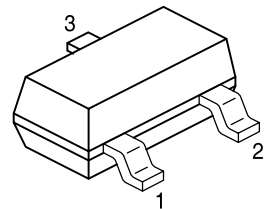


# Silicon Epitaxial Planar Transistor



## Features:

- For AF input stages and driver applications
- High current gain
- Low collector-emitter saturation voltage
- Low noise between 30Hz and 15kHz
- Complementary types: BCX71

## Applications:

- General purpose transistor

## Pin Configuration:

1. Base
2. Emitter
3. Collector

## Maximum Ratings

Parameter	Symbol	Value	Unit
Collector - Base Voltage	$V_{CBO}$	45	V
Collector - Emitter Voltage	$V_{CEO}$	45	
Emitter - Base Voltage	$V_{ebo}$	5	
DC Collector Current	$I_C$	100	mA
Collector Current - Peak	$I_{CM}$	200	mA
Peak Base Current	$I_{BM}$	200	
Collector Dissipation	$P_{TOT}$	350	mW
Junction and Storage Temperature	$T_j, T_{stg}$	-65 to +150	°C

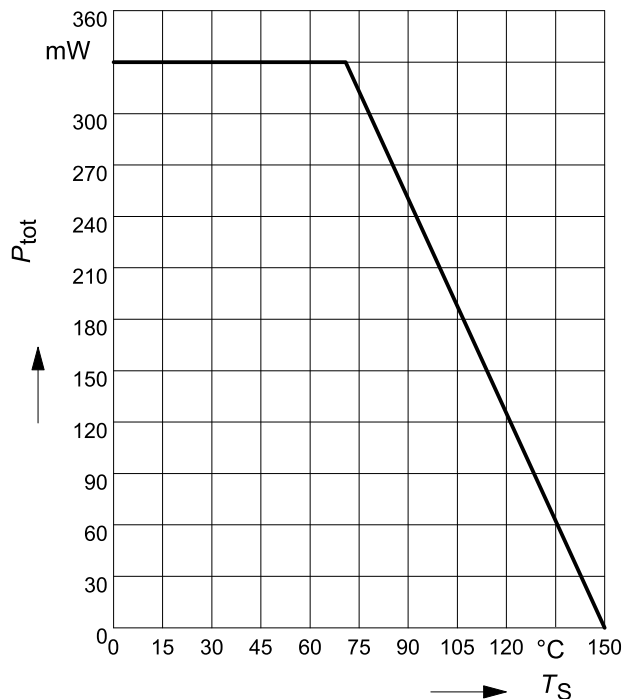
# Silicon Epitaxial Planar Transistor

## Electrical Characteristics ( $T_a = 25^\circ\text{C}$ unless otherwise noted)

Parameter	Symbol	Test Conditions	Min.	Typ.	Max.	Unit
Collector - Base Breakdown Voltage	$V_{(BR)CBO}$	$I_C = -10\mu\text{A}, I_E = 0$	45			V
Collector - Emitter Breakdown Voltage	$V_{(BR)CEO}$	$I_C = -10\text{mA}, I_B = 0$	45			
Emitter - Base Breakdown Voltage	$V_{(BR)EBO}$	$I_E = -1\mu\text{A}, I_C = 0$	5			
Collector Cut-Off Current	$I_{CBO}$	$V_{CE} = -45\text{V}, V_{BE} = 0$			20	nA
DC Current Gain	$h_{FE}$	$V_{CE} = 5\text{V}, I_C = 10\mu\text{A}$ H	20	140		
		J	40	200	220	
		$V_{CE} = 5\text{V}, I_C = 2\text{mA}$ H	180	300	310	
		J	250	460	460	
		$V_{CE} = 5\text{V}, I_C = 50\text{mA}$ H	70		630	
		J	90			
Collector - Emitter Saturation Voltage	$V_{CE(sat)}$	$I_C = 10\text{mA}, I_B = 0.25\text{mA}$ $I_C = 50\text{mA}, I_B = 1.25\text{mA}$		0.12 0.2	0.35 0.55	V
Base - Emitter Saturation Voltage	$V_{BE(sat)}$	$I_C = 10\text{mA}, I_B = 0.25\text{mA}$ $I_C = 50\text{mA}, I_B = 1.25\text{mA}$		0.7 0.83	0.85 1.05	
Base Emitter Voltage	$V_{BE}$	$I_C = 2\text{mA}, V_{CE} = 5\text{V}$	0.55	0.65	0.72	
Transition Frequency	$f_T$	$V_{CE} = 5\text{V}, I_C = 20\text{mA},$ $f = 100\text{MHz}$		250		MHz
Collector-base capacitance	$C_{cb}$	$V_{CB} = 10\text{V}, I_E = 0, f = 1\text{MHz}$		3		pF
Emitter-base capacitance	$C_{Eb}$	$V_{EB} = 0.5\text{V}, I_E = 0, f = 1\text{MHz}$		8		
Noise figure	NF	$V_{CE} = 5\text{V}, I_C = 100\mu\text{A}$ $f = 1\text{kHz}, R_S = 1\text{k}\Omega$		2		dB

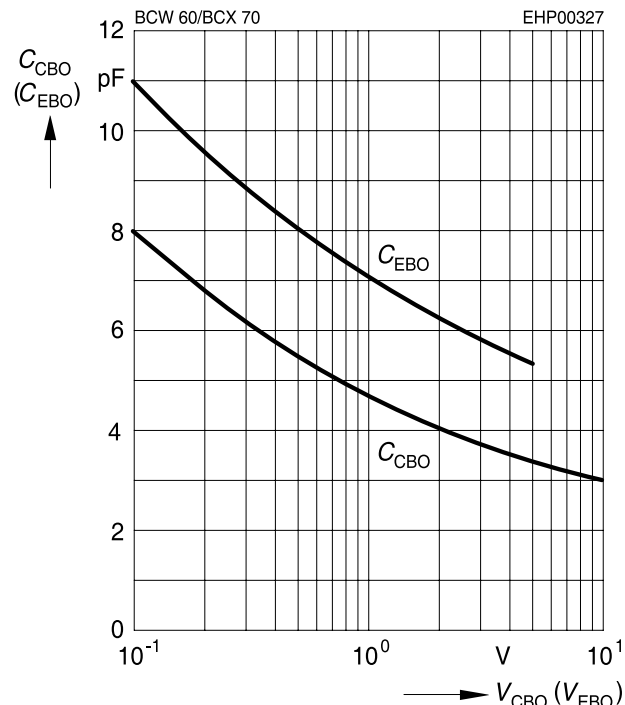
# Silicon Epitaxial Planar Transistor **multicomp**

Total power dissipation  $P_{\text{tot}} = f(T_S)$



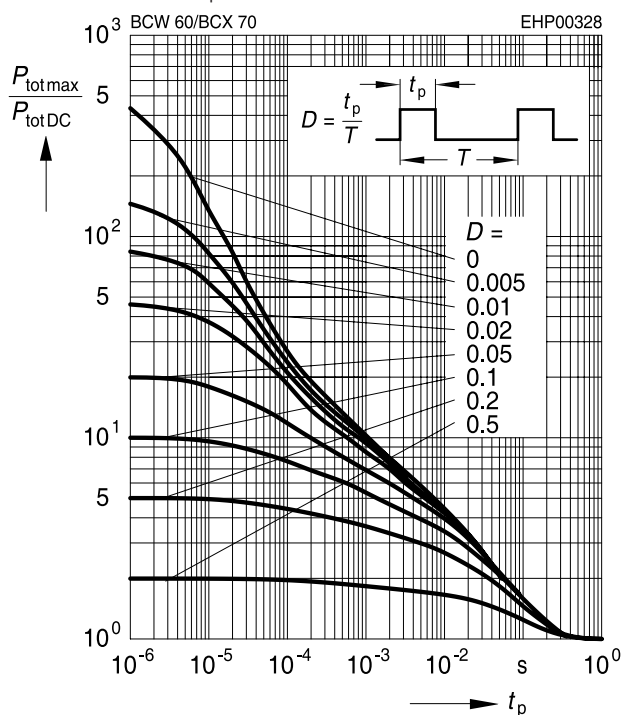
Collector-base capacitance  $C_{\text{CB}} = f(V_{\text{CBO}})$

Emitter-base capacitance  $C_{\text{EB}} = f(V_{\text{EBO}})$



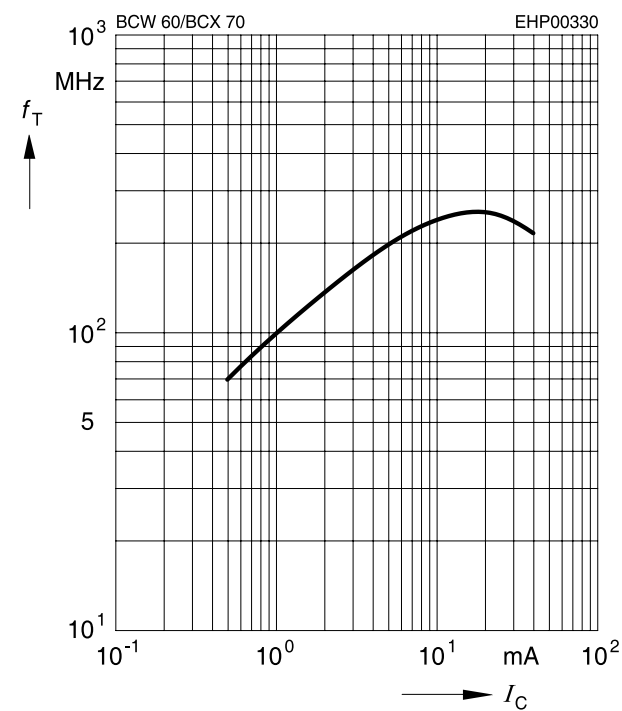
Permissible pulse load

$P_{\text{totmax}} / P_{\text{totDC}} = f(t_p)$



Transition frequency  $f_T = f(I_C)$

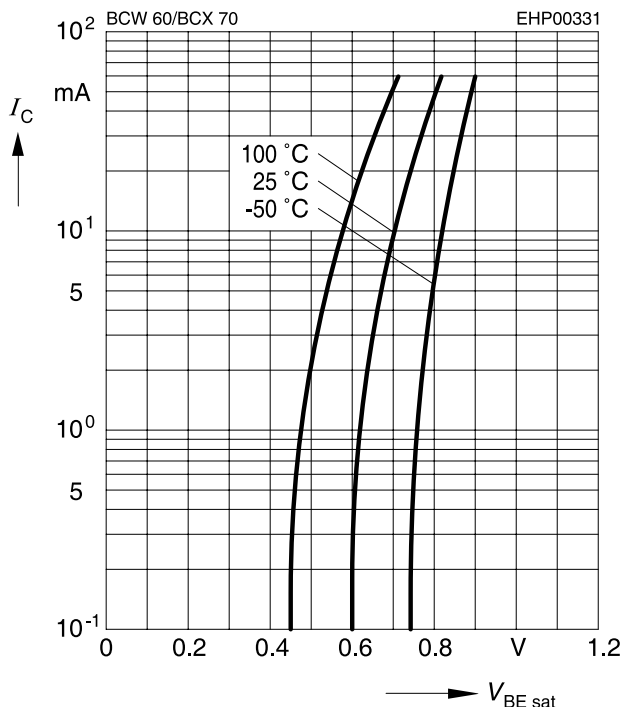
$V_{\text{CE}} = 5V$



# Silicon Epitaxial Planar Transistor **multicomp**

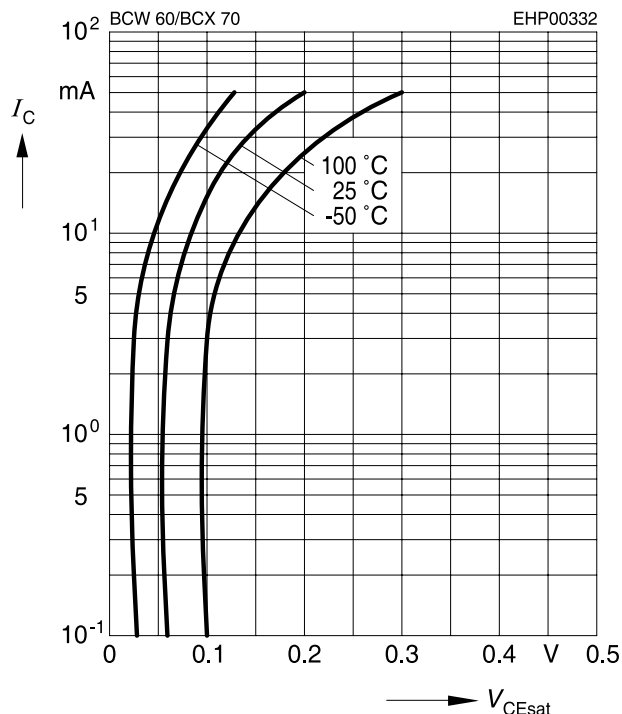
## Base-emitter saturation voltage

$$I_C = f(V_{BEsat}), h_{FE} = 40$$



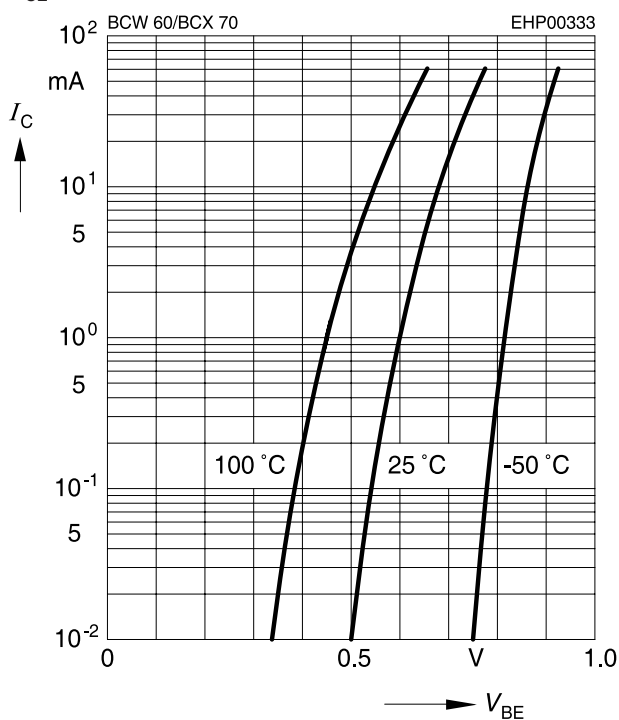
## Collector-emitter saturation voltage

$$I_C = f(V_{CEsat}), h_{FE} = 40$$



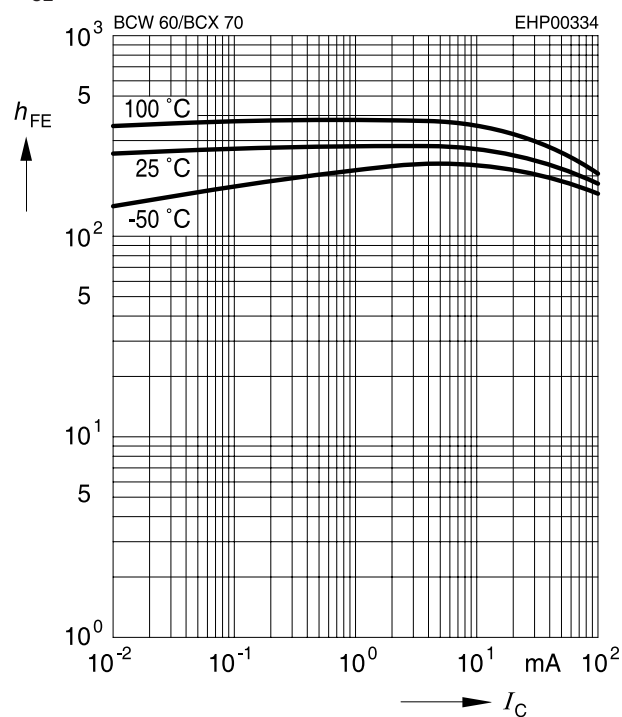
## Collector current $I_C = f(V_{BE})$

$$V_{CE} = 5V$$



## DC current gain $h_{FE} = f(I_C)$

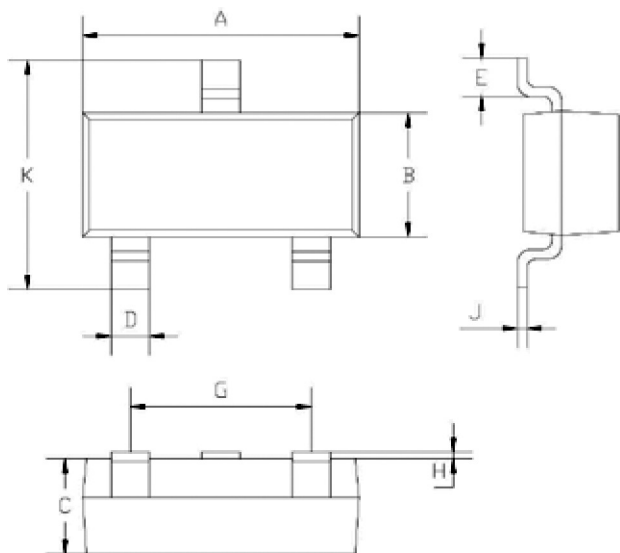
$$V_{CE} = 5V$$



# Silicon Epitaxial Planar Transistor

## Package Outline

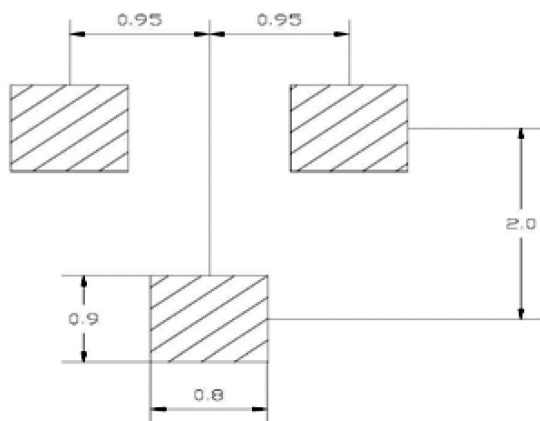
Plastic surface mounted package



Dimensions	Min.	Max.
A	2.85	2.95
B	1.25	1.35
C	1 Typical	
D	0.4 Typical	
E	0.35	0.48
G	1.85	1.95
H	0.02	0.1
J	0.1 Typical	
K	2.35	2.45

Dimensions : Millimetres

## Soldering Footprint



Dimensions : Millimetres

## Part Number Table

Description	Part Number
Transistor, NPN, 0.1A, 45V, SOT-23	BCX70H
Transistor, NPN, 0.1A, 45V, SOT-23	BCX70J

**Important Notice :** This data sheet and its contents (the "Information") belong to the members of the Premier Farnell group of companies (the "Group") or are licensed to it. No licence is granted for the use of it other than for information purposes in connection with the products to which it relates. No licence of any intellectual property rights is granted. The Information is subject to change without notice and replaces all data sheets previously supplied. The Information supplied is believed to be accurate but the Group assumes no responsibility for its accuracy or completeness, any error in or omission from it or for any use made of it. Users of this data sheet should check for themselves the Information and the suitability of the products for their purpose and not make any assumptions based on information included or omitted. Liability for loss or damage resulting from any reliance on the Information or use of it (including liability resulting from negligence or where the Group was aware of the possibility of such loss or damage arising) is excluded. This will not operate to limit or restrict the Group's liability for death or personal injury resulting from its negligence. Multicomp is the registered trademark of the Group. © Premier Farnell plc 2012.