

Ferrule — FWC 600V: 6-32A

FWC (10 x 38mm)

Specifications

Description: Ferrule style high speed fuses.

Dimensions: See dimensions illustration.

Ratings:

Volts: — 600Vac/dc

Amps: — 6-32A

IR: — 200kA RMS Sym.

— 50kA @ 700Vdc (6-25A)

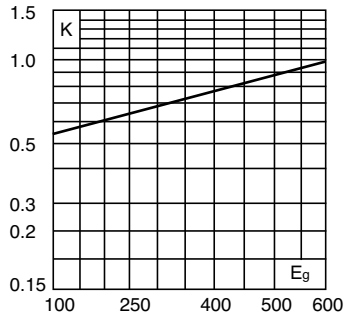
Agency Information: CE, UL Recognition: 6-32A.

UL Recognition: 6-25A

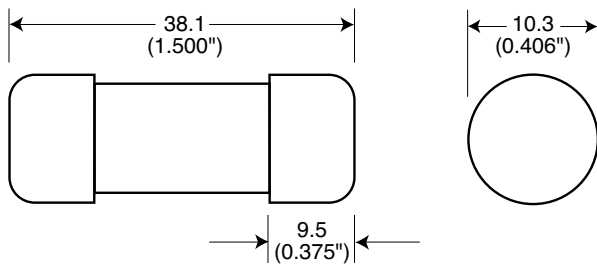
Electrical Characteristics

Total Clearing I^2t

The total clearing I^2t at rated voltage and at power factor of 15% are given in the electrical characteristics. For other voltages, the clearing I^2t is found by multiplying by correction factor, K, given as a function of applied working voltage, E_g , (rms).

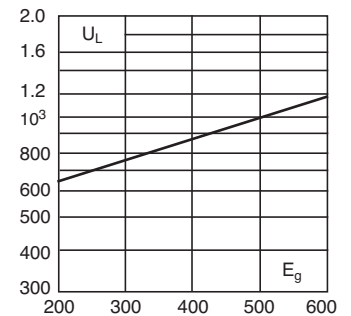


Dimensions - mm (inches)



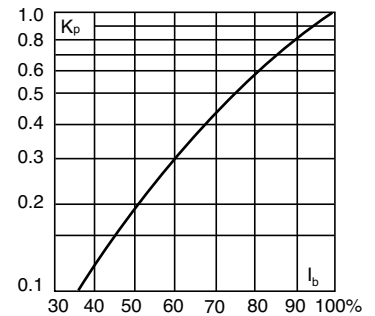
Arc Voltage

This curve gives the peak arc voltage, U_L , which may appear across the fuse during its operation as a function of the applied working voltage, E_g , (rms) at a power factor of 15%.



Power Losses

Watts loss at rated current is given in the electrical characteristics. The curve allows the calculation of the power losses at load currents lower than the rated current. The correction factor, K_p , is given as a function of the RMS load current, I_b , in % of the rated current.



Catalog Numbers

Catalog Numbers	Size	Electrical Characteristics			
		Rated Current RMS-Amps	I^2t (A ² Sec)		Watts Loss
			Pre-arc	Clearing at 600V	
FWC-6A10F	10 x 38mm (^{13/32} " x 1 1/2")	6	4	30	1.5
FWC-8A10F		8	6	50	2.0
FWC-10A10F		10	9	70	2.5
FWC-12A10F		12	15	120	3.0
FWC-16A10F		16	25	150	3.5
FWC-20A10F		20	34	260	4.8
FWC-25A10F		25	60	390	6.0
FWC-30A10F		30	95	600	7.5
FWC-32A10F	32	95	600	7.5	

• Watts loss provided at rated current.
• See accessories on page 216.

Features and Benefits

- Excellent cycling capability and DC performance
- Low arc voltage and low energy let-through (I^2t)
- Low watts loss in a compact size
- Used with finger-safe holders/blocks

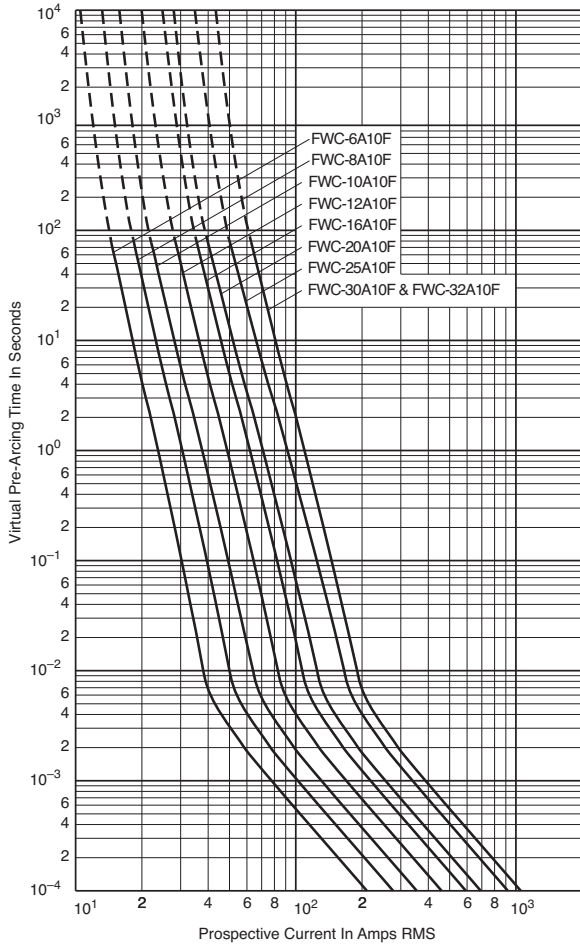
Typical Applications

- DC common bus
- DC drives
- Power converters/rectifiers
- Reduced voltage starters

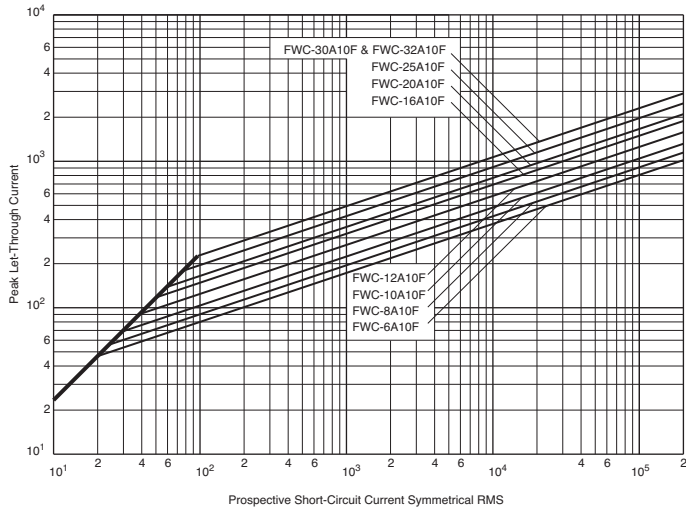
Ferrule — FWC 600V: 6-32A

FWC 6-32A: 600V (10 x 38mm)

Time-Current Curve



Peak Let-Through Curve



Data Sheet: 35785306