

PLASTIC FILM CAPACITORS


nichicon

XL

Metallized Polyester Film Capacitor

series for 105°C (Electrical Appliance and Material Safety Law (Japan) approved for AC power source)

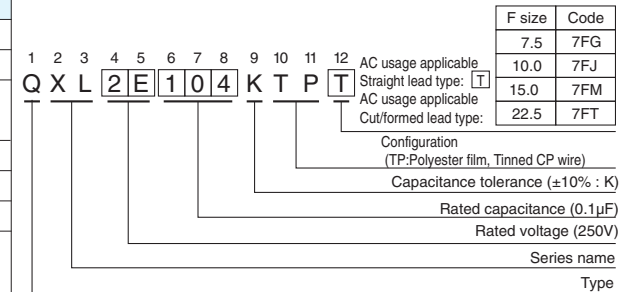
- Highly reliable and superior in high frequency applications, self-healing and non-inductive construction, using a dielectric of metallized polyester film.
- Finished by inner dipping, with liquid epoxy resin and outer coating with flame-retardant epoxy resin, those double coatings provide excellent humidity resistance.
- Designed in a small and compact size, but yet with higher capacitance, for high density mounting.
- Compliant to the RoHS directive (2011/65/EU).



Specifications

Item	Performance Characteristics
Category Temperature Range	-40 to +105°C
Rated Voltage	125, 250VAC
Rated Capacitance Range	Safety performance A1 0.01 to 0.47µF ※ Safety performance C1 0.1 to 1.0µF
Capacitance Tolerance	±10% (K)
Dielectric Loss Tangent	0.8% or less (at 1kHz 20°C)
Insulation Resistance	$C \leq 0.47\mu\text{F}$ 2000 MΩ or more $C > 0.47\mu\text{F}$ 1000 ΩF or more
Withstand Voltage	Between Terminals : Rated Voltage × 2.3VAC 1min. (Safety performance : A1) Rated Voltage × 1.75VAC 1min. (Safety performance : C1) Between Terminals Coverage : (Rated Voltage 125VAC) 1000VAC 1min. (Rated Voltage 250VAC) 1500VAC 1min.
Encapsulation	Flame-retardant epoxy resin

Type numbering system (Example : 250VAC 0.1µF)



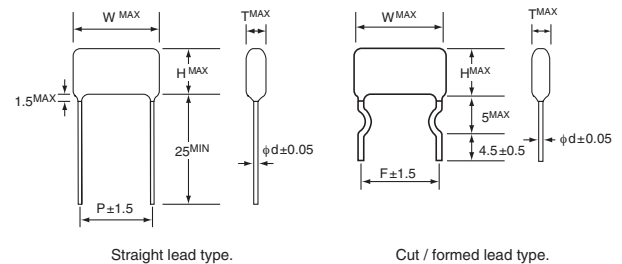
Safety performance

Symbol	A1	C1
Connecting Condition	Connected with load in parallel	Connected with load in series
Capacitance	0.01 to 0.47µF ※	0.1 to 1.0µF

Note : When using capacitors as an across-the-line capacitor, at least either one of the conditions shown below has to be fulfilled:

- 1) A varistor of 2 times or below of rated voltage shall be connected with a capacitor in parallel.
- 2) Pulse of higher than rated voltage × 2 shall not be applied to both terminals of capacitor.

Drawing



Dimensions

Unit : mm

Cap. (µF)	V(Code) Size	125VAC (2B)						250VAC (2E)					
		T	W	H	d	P	F	T	W	H	d	P	F
0.01	103							4.4	13.5	9.5	0.6	10.0	10.0
0.015	153							4.7	13.5	9.8	0.6	10.0	10.0
0.022	223	4.3	11.0	7.9	0.6	7.5	7.5	5.1	13.5	10.8	0.6	10.0	10.0
0.033	333	4.6	11.0	8.2	0.6	7.5	7.5	5.9	13.5	11.6	0.6	10.0	10.0
0.047	473	5.1	11.0	8.8	0.6	7.5	7.5	6.4	13.5	13.7	0.6	10.0	10.0
0.068	683	5.8	11.0	9.5	0.6	7.5	7.5	5.8	18.5	11.5	0.6	15.0	15.0
0.1	104	6.8	11.0	10.4	0.6	7.5	7.5	6.4	18.5	13.7	0.6	15.0	15.0
0.15	154	6.5	13.5	11.1	0.6	10.0	10.0	7.1	18.5	15.9	0.6	15.0	15.0
0.22	224	7.6	13.5	12.2	0.6	10.0	10.0	9.6	18.5	15.3	0.6	15.0	15.0
0.33	334	6.7	18.5	11.9	0.6	15.0	15.0	7.9	25.5	16.7	0.8	22.5	22.5
0.47	474	7.7	18.5	12.9	0.6	15.0	15.0	9.4	25.5	18.2	0.8	22.5	22.5
0.68	684	9.1	18.5	14.3	0.6	15.0	15.0						
1.0	105	8.0	25.5	15.3	0.8	22.5	22.5						

F : lead pitch for cut / formed lead wires.

※ In case of safety performance A1, we can also custom-make for 0.47µF or more as well.
Please contact us and let us know the specification you need.

CAT.8100D

Mouser Electronics

Authorized Distributor

Click to View Pricing, Inventory, Delivery & Lifecycle Information:

Nichicon:

[QXL2B474KTPTZH](#) [QXL2E223KRP7FL](#) [QXL2E223KTP3TE](#) [QXL2E223KTP7FJ](#) [QXL2B334KTPT](#) [QXL2B105KTPT](#)
[QXL2B683KTPT](#) [QXL2E224KTPT](#) [QXL2E104KTPT](#) [QXL2E473KTPT](#) [QXL2E223KTPT](#) [QXL2B333KTPT](#)
[QXL2B104KTPT](#) [QXL2B474KTPT](#) [QXL2E334KTPT](#) [QXL2B473KTPT](#) [QXL2E154KTPT](#) [QXL2E333KTPT](#)
[QXL2B684KTPT](#) [QXL2E683KTPT](#) [QXL2B224KTPT](#) [QXL2E153KTPT](#) [QXL2E103KTPT](#) [QXL2B223KTPT](#)
[QXL2E474KTPT](#) [QXL2B154KTPT](#)