

**K44 Series
Right Angle PCB Mount
.590" Footprint**

Ordering Information

K44	-	B	25	S	-	P
Series		Shell Size	Number of Contacts	Contact Type		Mounting Options

Series

K44 - Kycon D-Subminiature Connector, Right Angle, PCB Termination, .590 Footprint

Shell Size

- E - 9 Contacts
- A - 15 Contacts
- B - 25 Contacts
- C - 37 Contacts

Number of Contacts

9, 15, 25, 37

Contact Type

- P - Pin Contact (Plug)
- S - Socket Contact (Receptacle)

Mounting Options (see page 36)

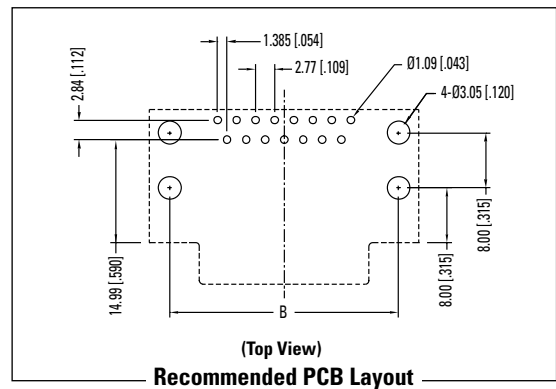
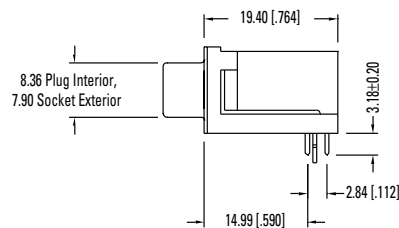
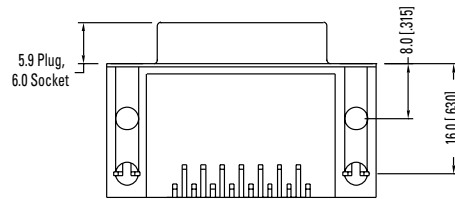
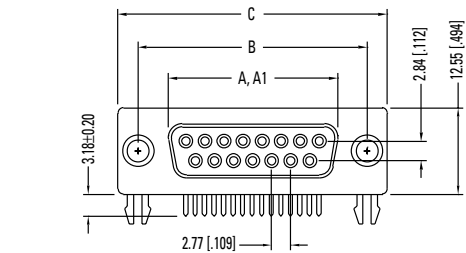
Plating Options

Designator	Plating Description
Standard	Gold flash over nickel on contacts. Gold flash over nickel or tin/lead over nickel on soldertails.
15	15µ" gold over nickel on mating end of contacts. Tin/lead over nickel on soldertails.
30	30µ" gold over nickel on mating end of contacts. Tin/lead over nickel on soldertails.

Performance Specifications (see page 4)

K44 Series Dimensions

Pictured with Board Lock Option, Dimensions in mm [In]



Shell Size	A	A1	B	C
	$\pm.010$ ± 0.25	$\pm.010$ ± 0.25	$\pm.005$ ± 0.13	$\pm.015$ ± 0.38
9 (E)	.643 16.33	.666 16.92	.984 24.99	1.213 30.81
15 (A)	.971 24.66	.994 25.25	1.312 33.32	1.541 39.14
25 (B)	1.511 38.38	1.534 38.96	1.852 47.04	2.088 53.04
37 (C)	2.159 54.84	2.182 55.42	2.500 63.50	2.729 69.32

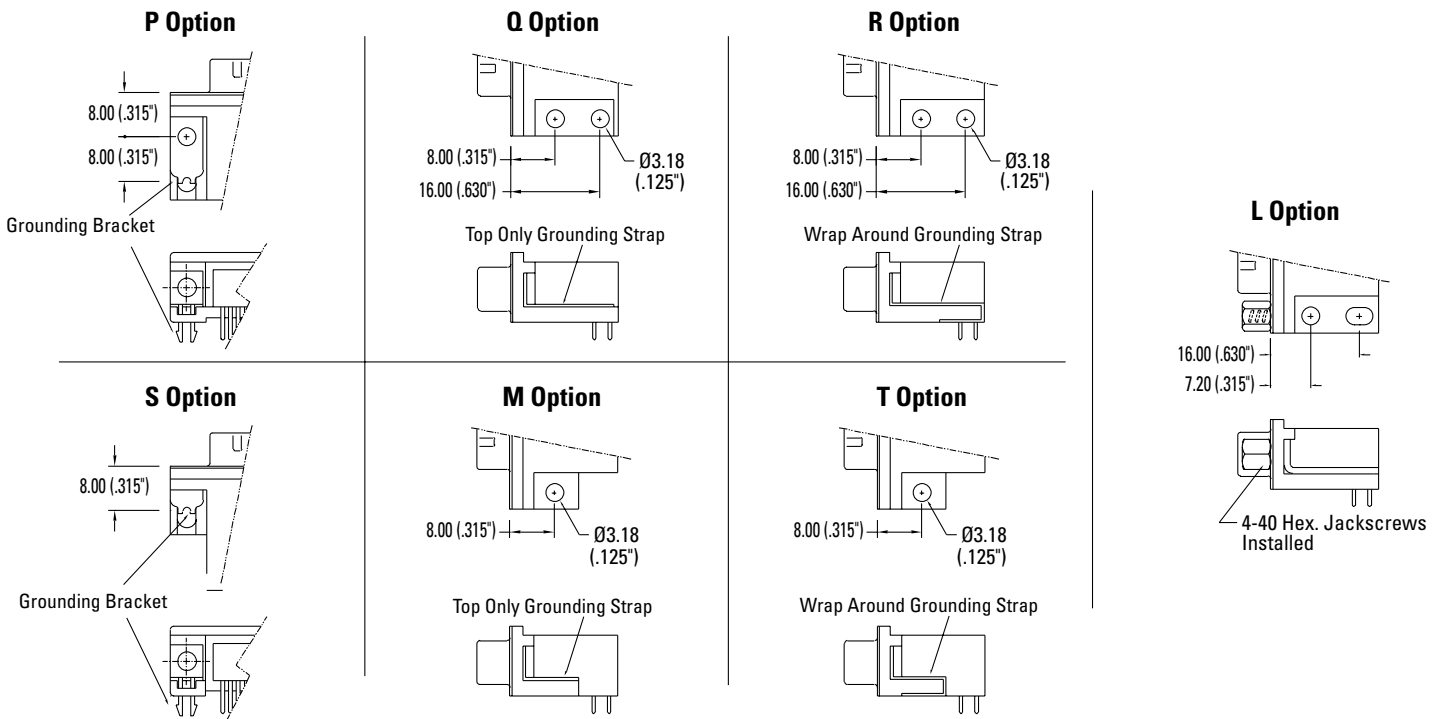
A = Exterior of Female Shell (S)
A1 = Interior of Male Shell (P)

Mounting Options K44, KF44

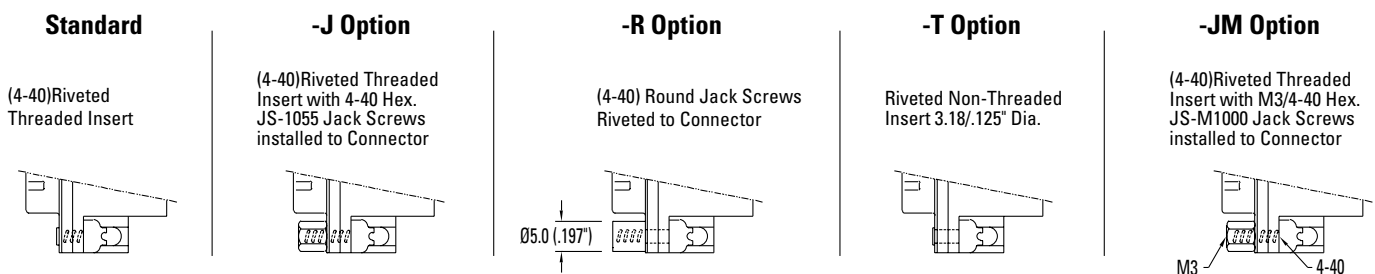
Front Panel Mounting Options	PCB Mounting Options						
	Both .125" Diameter and Oblong Non-Threaded Mounting Holes and 4-40 Hex. Jack Screws Assembled to Connector	Board Locks and .125" Diameter Mounting Holes	Top Only Grounding Straps with Non-Threaded .125" Diameter Mounting Holes	Wrap Around Grounding Straps with Non-Threaded .125" Diameter Mounting Holes	Short Mounting Flange with Board Locks	Short Mounting Flange Top Only Grounding Straps with Non-Threaded .125" Diameter Mounting Holes	Short Mounting Flange with Wrap Around Grounding Straps with Non-Threaded .125" Diameter Mounting Holes
Riveted Threaded Inserts	Not Available	P	Q	R	S	M	T
Riveted Threaded Inserts with 4-40 Hex. Jack Screws Installed	L*	PJ	QJ	RJ	SJ	MJ	TJ
4-40 Round Jackscrews Riveted to Connector	Not Available	PR	QR	RR	SR	MR	TR
Non-Threaded Riveted Inserts	Not Available	PT	QT	RT	ST	MT	TT
Riveted Threaded Inserts with M3/4-40 Hex. Jack Screws Installed	Not Available	PJM	QJM	RJM	SJM	MJM	TJM

*Removal of jack screws will cause disassembly of L option part. Dimensions in mm [In]

PC Board Mounting Options



Front Panel Mounting Options



KYCON continues its leadership in D-Subminiature connectors by offering a complete line of sizes and options.

PC99 Colors Available:

- HD15: Blue
- DB15: Gold
- DB25: Burgundy
- DB09: Teal



D-SUBMINIATURE CONNECTORS

Performance Specifications

Materials and Finish

Shell

Steel Material, Tin Finish, and Indentations (Dimples) on Plug Only

Insert

Standard: PBT Thermoplastic, Black Color, 30% Glass Filled, 94V-0 Rated
 Reflow Compatible: High Temperature Thermoplastic, Black Color, 30% Glass Filled, 94V-0 Rated

Contact Material

Pin: Brass .040 (1.02) Diameter Standard; .030 (0.76) Diameter High Density
 Socket: Phosphor Bronze (Precision Formed Contact)
 Brass (Precision Machined Contact)

Contact Finish-Standard

Gold Flash Over 0.0001 (0.00254) Nickel on Mating End of Contacts
 Tin/Lead Over Nickel or Gold Flash Over Nickel on Solder Tails

Riveted Insert

Brass Material, Nickel Finish

Mechanical Characteristics

Contact Retention

Precision Machined Contact 10 Lbs, Precision Formed Contact 10 Lbs

Contact Extraction Force

Typ. 4 Oz.

Contact Insertion Force

Typ. 9 Oz.

Durability

1,000 Insertion Cycles Min (With Standard Plating)

Operating Temperature Rating

-55°C to +125°C

Electrical Characteristics

Contact Current Rating

Precision Machined Contact 7.6 Amps
 Precision Formed Contact 5.0 Amps (Except K99 Series)

Contact Resistance

Precision Machined Contact 5 Milliohms Max
 Precision Formed Contact 8 Milliohms Max

Dielectric Withstanding Voltage

1000 V AC Min for 1 Minute

Insulation Resistance

5000 Megohms Min

Processing Characteristics

Soldering Temperature Rating

High Temperature Plastic: 230°C for 30 Seconds, 260°C for 10 Seconds

Plating Options

Designator	Plating Description
Standard	Gold Flash over Nickel on Contacts. Gold Flash over Nickel or Tin/Lead over Nickel on Solder Tails.
15	15µ" Gold over Nickel on Mating End of Contacts. Tin/Lead over Nickel on Solder Tails.
30	30µ" Gold over Nickel on Mating End of Contacts. Tin/Lead over Nickel on Solder Tails.

Mouser Electronics

Authorized Distributor

Click to View Pricing, Inventory, Delivery & Lifecycle Information:

Kycon:

[K44-A15P-MT30](#) [K44-B25S-TJ30](#) [K44-A15P-MT15](#) [K44-B25S-TT15](#) [K44-B25P-MT15](#) [K44-B25S-TT30](#) [K44-B25P-M](#) [K44-B25P-S](#) [K44-B25P-Q](#) [K44-B25P-L](#) [K44-B25P-T](#) [K44-B25P-P](#) [K44-B25P-R](#) [K44-E9P-TJ30](#) [K44-E9P-TJ15](#) [K44-A15S-PJ30](#) [K44-A15P-PR15](#) [K44-C37P-PJ15](#) [K44-B25P-SR15](#) [K44-C37P-TT30](#) [K44-E9S-P30](#) [K44-C37S-PT30](#) [K44-B25S-SJ15](#) [K44-C37P-TT15](#) [K44-B25S-SJ30](#) [K44-C37S-PT15](#) [K44-E9S-TJ](#) [K44-E9S-PT](#) [K44-E9S-TR](#) [K44-C37S-RT30](#) [K44-E9S-PJ](#) [K44-E9S-PR](#) [K44-E9S-TT](#) [K44-E9S-T15](#) [K44-C37P-SR30](#) [K44-B25S-QR](#) [K44-B25S-QT](#) [K44-B25P-QJ30](#) [K44-B25S-MJ](#) [K44-B25S-MT](#) [K44-B25S-MR](#) [K44-E9S-SR30](#) [K44-A15P-RT15](#) [K44-A15S-SR15](#) [K44-B25S-QJ](#) [K44-A15P-ST](#) [K44-A15P-SJ](#) [K44-A15P-SR](#) [K44-B25P-SR30](#) [K44-E9S-P15](#) [K44-E9P-R30](#) [K44-A15S-QR15](#) [K44-A15P-PT15](#) [K44-C37P-R30](#) [K44-E9P-R15](#) [K44-C37P-QR30](#) [K44-C37S-P30](#) [K44-B25S-R15](#) [K44-C37S-MT30](#) [K44-A15P-T15](#) [K44-C37S-MT15](#) [K44-C37P-Q15](#) [K44-C37S-S30](#) [K44-E9P-Q30](#) [K44-C37S-S15](#) [K44-C37P-Q30](#) [K44-A15S-T15](#) [K44-B25S-T30](#) [K44-B25S-T15](#) [K44-A15S-T30](#) [K44-B25P-T15](#) [K44-A15S-R15](#) [K44-B25P-T30](#) [K44-A15P-T30](#) [K44-A15S-R30](#) [K44-B25S-R30](#) [K44-C37S-TJ15](#) [K44-A15P-MJ30](#) [K44-A15P-MR30](#) [K44-A15P-MR15](#) [K44-C37S-TJ30](#) [K44-C37S-TT30](#) [K44-C37S-TT15](#) [K44-C37P-MT30](#) [K44-A15P-PJ15](#) [K44-A15P-PR30](#) [K44-A15S-PJ15](#) [K44-B25P-QT15](#) [K44-C37S-PJ30](#) [K44-A15P-PJ30](#) [K44-B25P-QT30](#) [K44-C37S-PJ15](#) [K44-E9P-SJ15](#) [K44-A15P-M30](#) [K44-E9P-SJ30](#) [K44-E9S-PT30](#) [K44-B25P-M30](#) [K44-E9S-QR15](#) [K44-B25P-M15](#) [K44-A15P-M15](#)