THIS DRAWING IS UNPUBLISHED. RELEASED FOR PUBLICATION -,- .
© COPYRIGHT - By - TE CONNECTIVITY ALL RIGHTS RESERVED.

LOC	DIST
CM	00

REVISIONS

P	LTR	DESCRIPTION	DATE	DWN	APVD
	M	ECR-13-008537	16SEP13	M.T	D.Z
	M1	ECO-14-010907	11SEP2014	KR	OC

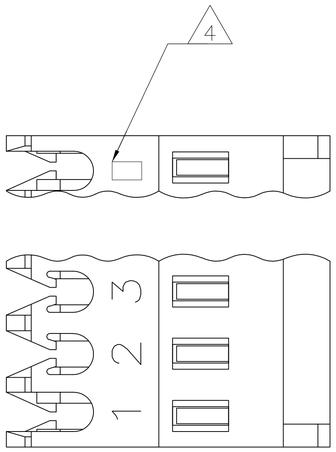

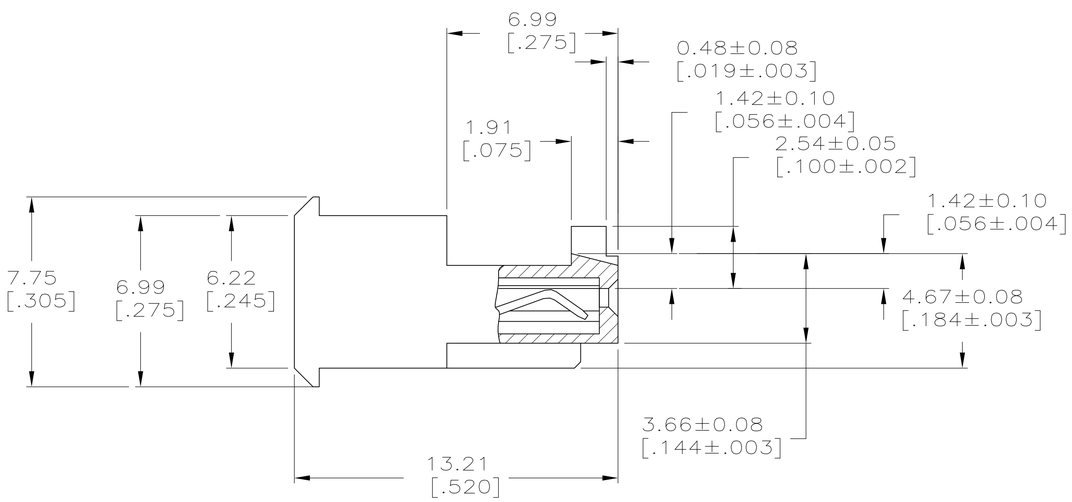

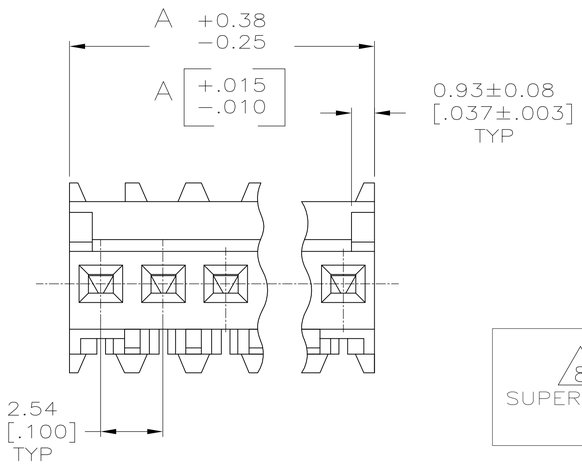

1. MATERIAL: CONNECTOR – NYLON UL94V-2 (RED).
   CONTACTS – 0.30[.012] THICK COPPER ALLOY
   0.00076[.000030] GOLD OR 0.00076[.000030]
   TOTAL GOLD FLASH OVER PALLADIUM NICKEL,
   PER TE CONNECTIVITY'S DISCRETION, IN CONTACT AREA
   WITH MATTE TIN SLOT AREA FOR 644702-2
   THRU1-644702-6
   OR MATTE WHISKER MITIGATED TIN FOR 3-644702-2
2. THRU 4-644702-6 OVER NICKEL UNDERPLATE.
3. CONTACTS ACCEPT 22 AWG WIRE WITH 1.52 [.060] MAX INSULATION DIAMETER.
4. CONTACTS MUST ACCEPT 0.64±0.03 [.025±.001] SQUARE POST AND REMAIN LOCKED IN POSITION.
5. IDENTIFICATION NUMBER FOR LAST CIRCUIT MAY NOT APPEAR ON ALL ASSEMBLIES.
6. DIMENSIONS IN BRACKETS ARE IN INCHES.
7. HOUSING FEATURES ARE: FEED THRU WITH LOCKING RAMP AND POLARIZING TAB.
8. OBSOLETE PARTS: OBSOLETE CIS STREAMLINING PER D.RENAUD/D.SINISI

	FINISH	DIM A	NO.OF POSN	ASSEMBLY
	TIN	40.64 [1.600]	16	4-644702-6
	TIN	38.10 [1.500]	15	4-644702-5
	TIN	35.56 [1.400]	14	4-644702-4
	TIN	33.02 [1.300]	13	4-644702-3
	TIN	30.48 [1.200]	12	4-644702-2
	TIN	27.94 [1.100]	11	4-644702-1
	TIN	25.40 [1.000]	10	4-644702-0
	TIN	22.86 [.900]	9	3-644702-9
	TIN	20.32 [.800]	8	3-644702-8
	TIN	17.78 [.700]	7	3-644702-7
	TIN	15.24 [.600]	6	3-644702-6
	TIN	12.70 [.500]	5	3-644702-5
	TIN	10.16 [.400]	4	3-644702-4
	TIN	7.62 [.300]	3	3-644702-3
	TIN	5.08 [.200]	2	3-644702-2
8 SUPERSEDED	TIN-LEAD	40.64 [1.600]	16	~~1-644702-6~~
	TIN-LEAD	38.10 [1.500]	15	~~1-644702-5~~
	TIN-LEAD	35.56 [1.400]	14	~~1-644702-4~~
	TIN-LEAD	33.02 [1.300]	13	~~1-644702-3~~
	TIN	30.48 [1.200]	12	1-644702-2
8 SUPERSEDED	TIN-LEAD	27.94 [1.100]	11	~~1-644702-1~~
	TIN	25.40 [1.000]	10	1-644702-0
	TIN	22.86 [.900]	9	644702-9
	TIN	20.32 [.800]	8	644702-8
	TIN	17.78 [.700]	7	644702-7
8 SUPERSEDED	TIN-LEAD	15.24 [.600]	6	~~644702-6~~
	TIN-LEAD	12.70 [.500]	5	~~644702-5~~
	TIN-LEAD	10.16 [.400]	4	~~644702-4~~
	TIN-LEAD	7.62 [.300]	3	~~644702-3~~
	TIN	5.08 [.200]	2	644702-2

THIS DRAWING IS A CONTROLLED DOCUMENT.

DIMENSIONS: mm [INCHES]

TOLERANCES, UNLESS OTHERWISE SPECIFIED:
0 PLC ±
1 PLC ±
2 PLC ± 0.13 [.005]
3 PLC ±
4 PLC ±
ANGLES ±

MATERIAL 1
FINISH 1

DWN S. HOOVER 28-DEC-2004
CHK D. BOSSI 28-DEC-2004
APVD D. BOSSI 28-DEC-2004
PRODUCT SPEC 108-1050
APPLICATION SPEC 114-1019
WEIGHT

TE Connectivity

NAME MTA .100 CONNECTOR ASSEMBLY, 22 AWG, STANDARD

SIZE A1 | CAGE CODE 00779 | DRAWING NO C-644702 | RESTRICTED TO

CUSTOMER DRAWING | SCALE 8:1 | SHEET 1 OF 1 | REV M1

4805 (3/11)