


Radial Leaded PTC Resettable Fuse



Specifications:

Lead Material	: Tin plated copper
Soldering Characteristic	: MIL-DTD-202, Method 208E
Insulating Coating	: Flame retardant epoxy
Operating Current	: 50mA to 3A
Max. Voltage	: 60V
Temperature Range	: -40°C to 85°C
Applications	: Wide variety of electronic equipment
Product features	: Low hold current, solid state, radial leaded product ideal for up to 60V.
Agency Recognition	: UL File E345437

Electrical Characteristics (23°C)

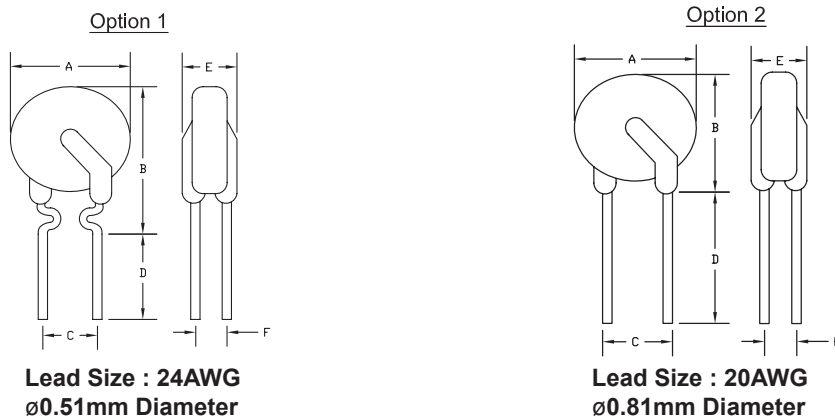
Part Number	Hold Current	Trip Current	Max. Time to Trip	Max. Current	Rated Voltage	Typical Power	Resistance	
	I _H , A	I _T , A	at 5 × I _H	I _{MAX} , A	V _{MAX} , V DC	P _d , W	R _{MIN}	R1 _{MAX}
MC36183	0.05	0.1	5	40	60	0.26	7.3	20
MC33169	0.1	0.2	4			0.38	2.5	7.5
MC33170	0.17	0.34	3			0.48	2	8
MC36187	0.2	0.4	2.2			0.41	1.83	4.4
MC36188	0.25	0.5	2.5			0.45	1.25	3
MC36189	0.3	0.6	3			0.49	0.88	2.1
MC36191	0.4	0.8	3.8			0.56	0.55	1.29
MC36192	0.5	1	4			0.77	0.5	1.17
MC36194	0.65	1.3	5.3			0.88	0.31	0.72
MC36195	0.75	1.5	6.3			0.92	0.25	0.6
MC36196	0.9	1.8	7.2			0.99	0.2	0.47
MC36197	1.1	2.2	8.2			1.5	0.15	0.38
MC36198	1.35	2.7	9.6			1.7	0.12	0.3
MC36199	1.6	3.2	11.4			1.9	0.09	0.22
MC36200	1.85	3.7	12.6			2.1	0.08	0.19
MC36201	2.5	5	15.6			2.5	0.05	0.13
MC36202	3	6	19.8			2.8	0.04	0.1

I_H = Hold current-maximum current at which the device will not trip at 23°C still air
 I_T = Trip current-minimum current at which the device will always trip at 23°C still air
 V_{MAX} = Maximum voltage device can withstand without damage at its rated current
 I_{MAX} = Maximum fault current device can withstand without damage at rated voltage (V MAX)
 P_d = Typical power dissipated from device when in tripped state in 23°C still air environment
 R_{MIN} = Minimum device resistance at 23°C
 R1_{MAX} = Maximum device resistance at 23°C, 1 hour after tripping

Radial Leaded PTC Resettable Fuse



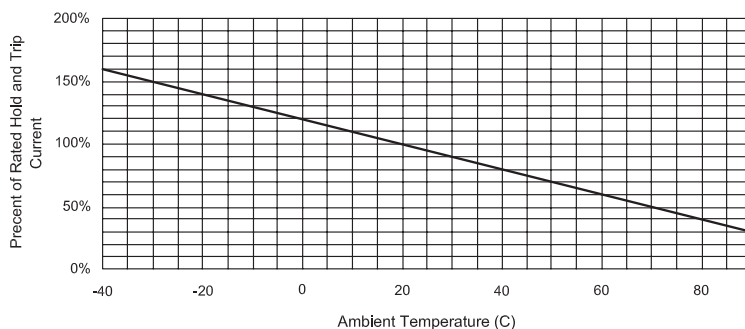
Dimensions



Part Number	A Max.	B Max.	C Typical	D Min.	E Max.	F Typical	Drawing Option
MC36183	7.4	12.7	5.1	7.6	3.1	1.1	Option 1
MC33169							
MC33170							
MC36187							
MC36188							
MC36189	13						
MC36191	7.6	13.5					
MC36192	7.9	13.7					
MC36194	9.7	14.5					
MC36195	10.4	15.2					
MC36196	11.7	15.8					
MC36197	13	18					
MC36198	14.5	19.6					
MC36199	16.3	21.3					
MC36200	17.8	22.9					
MC36201	21.3	26.4	10.2				
MC36202	24.9	30					

Dimensions : Millimetres

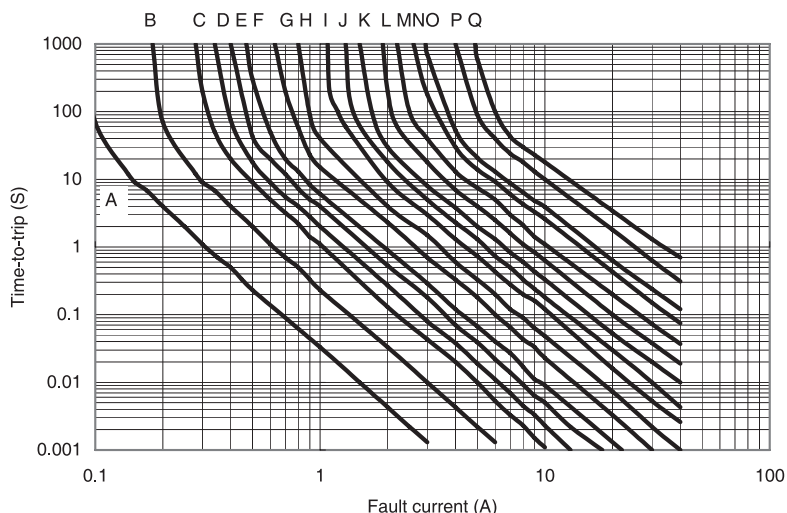
Thermal Derating Curve



Radial Leaded PTC Resettable Fuse



Typical Time-To-Trip at 23°C



- A = MC36183
- B = MC33169
- C = MC33170
- D = MC36187
- E = MC36188
- F = MC36189
- G = MC36191
- H = MC36192
- I = MC36194
- J = MC36195
- K = MC36196
- L = MC36197
- M = MC36198
- N = MC36199
- O = MC36200
- P = MC36201
- Q = MC36202

Part Number Table

Description	Part Number
50mA Radial Leaded PTC Resettable Fuse	MC36183
100mA Radial Leaded PTC Resettable Fuse	MC33169
170mA Radial Leaded PTC Resettable Fuse	MC33170
200mA Radial Leaded PTC Resettable Fuse	MC36187
250mA Radial Leaded PTC Resettable Fuse	MC36188
300mA Radial Leaded PTC Resettable Fuse	MC36189
400mA Radial Leaded PTC Resettable Fuse	MC36191
500mA Radial Leaded PTC Resettable Fuse	MC36192
650mA Radial Leaded PTC Resettable Fuse	MC36194
750mA Radial Leaded PTC Resettable Fuse	MC36195
900mA Radial Leaded PTC Resettable Fuse	MC36196
1.1A Radial Leaded PTC Resettable Fuse	MC36197
1.35A Radial Leaded PTC Resettable Fuse	MC36198
1.6A Radial Leaded PTC Resettable Fuse	MC36199
1.85A Radial Leaded PTC Resettable Fuse	MC36200
2.5A Radial Leaded PTC Resettable Fuse	MC36201
3A Radial Leaded PTC Resettable Fuse	MC36202

Important Notice : This data sheet and its contents (the "Information") belong to the members of the Premier Farnell group of companies (the "Group") or are licensed to it. No licence is granted for the use of it other than for information purposes in connection with the products to which it relates. No licence of any intellectual property rights is granted. The Information is subject to change without notice and replaces all data sheets previously supplied. The Information supplied is believed to be accurate but the Group assumes no responsibility for its accuracy or completeness, any error in or omission from it or for any use made of it. Users of this data sheet should check for themselves the Information and the suitability of the products for their purpose and not make any assumptions based on information included or omitted. Liability for loss or damage resulting from any reliance on the Information or use of it (including liability resulting from negligence or where the Group was aware of the possibility of such loss or damage arising) is excluded. This will not operate to limit or restrict the Group's liability for death or personal injury resulting from its negligence. Multicomp is the registered trademark of the Group. © Premier Farnell plc 2012.