

Memory module temperature sensor

Data Brief

Features

- Temperature sensor compliant with JEDEC JC42.4

Temperature sensor

- Temperature sensor resolution: 0.25°C (typ)/LSB
- Temperature sensor accuracy:
 - ± 1°C from +75°C to +95°C
 - ± 2°C from +40°C to +125°C
 - ± 3°C from –40°C to +125°C
- ADC conversion time: 125ms (max)
- Supply voltage: 2.7V to 3.6 V
- Maximum operating supply current: 200µA
- Hysteresis selectable set points from: 0, 1.5, 3, 6.0°C
- Ambient temperature sensing range: –40°C to 125°C

Two-wire bus


- 2-Wire SMBus/I²C -compatible serial interface
- Supports up to 100kHz transfer rate

Packages

- 2mm x 3mm DFN8, height: 0.85mm (typ)
- 4.4mm x 3mm TSSOP8^(a)
- Halogen-free, lead-free



DFN8 (DA)
2mm x 3mm



TSSOP8 (DW)
4.4mm x 3mm

a. Contact local ST sales office for availability.

Description

The STTS424 is targeted for DIMM modules in Mobile Personal Computing Platforms (Laptops), Server Memory Modules, and other industrial applications. The thermal sensor (TS) in the STTS424 is fully compliant to the JEDEC 42.4 specification which defines Memory Module Thermal Sensors requirements for Mobile platforms.

The TS provides space as well as cost savings for Mobile and Server Platform Dual Inline Memory Modules (DIMM) manufacturers, as it is packaged in the compact 2mm x 3mm 8-lead DFN package which has a height that will not exceed 0.9mm. It is also available in the JEDEC compliant TSSOP8 package.

The temperature sensor includes a band gap-based temperature sensor and 10-bit Analog-to-Digital Converter (ADC) which monitor and digitize the temperature to a resolution of up to 0.25°C. The typical accuracies over these temperature ranges are:

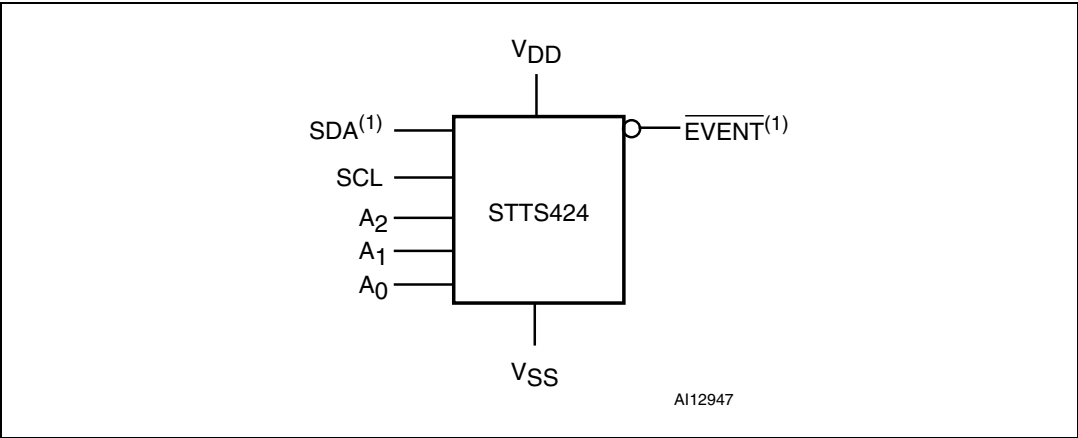
- $\pm 3^{\circ}\text{C}$ (max) over the full temperature measurement range of -40°C to 125°C ,
- $\pm 2^{\circ}\text{C}$ in the $+40^{\circ}\text{C}$ to $+125^{\circ}\text{C}$ temperature range, and
- $\pm 1^{\circ}\text{C}$ in the $+75^{\circ}\text{C}$ to $+95^{\circ}\text{C}$ temperature range.

The temperature sensor in the STTS424 is specified for operating at supply voltages from 2.7V to 3.6V. Operating at 3.3V, the supply current is 100 μA (typ).

The on-board sigma delta ADC converts the measured temperature to a digital value that is calibrated in $^{\circ}\text{C}$. For Fahrenheit applications, a lookup table or conversion routine is required. The STTS424 is factory-calibrated and requires no external components to measure temperature.

The digital temperature sensor component has user-programmable registers that provide the capabilities for DIMM temperature-sensing applications. The open drain Event output pin is active when the monitoring temperature exceeds a programmable limit, or it falls above or below an alarm window. The user has the option to set the Event output as a critical temperature output. This pin can be configured to operate in either a comparator mode for thermostat operation or in interrupt mode.

Figure 1. Logic diagram



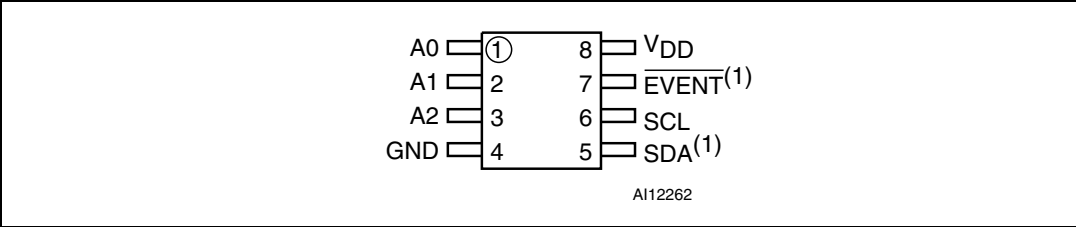
1. SDA and $\overline{\text{EVENT}}$ are open drain.

Table 1. Signal names

Pin	Symbol	Description	Direction
1	A0	Serial Bus Address selection pin. Can be tied to V _{SS} or V _{DD} .	Input
2	A1	Serial Bus Address selection pin. Can be tied to V _{SS} or V _{DD} .	Input
3	A2	Serial Bus Address selection pin. Can be tied to V _{SS} or V _{DD} .	Input
4	V _{SS}	Supply ground.	
5	SDA ⁽¹⁾	Serial Data.	Input/output
6	SCL	Serial Clock.	Input
7	$\overline{\text{EVENT}}$ ⁽¹⁾	Event output pin. Open drain and active-low.	Output
8	V _{DD}	Supply power (2.7V to 3.6V).	

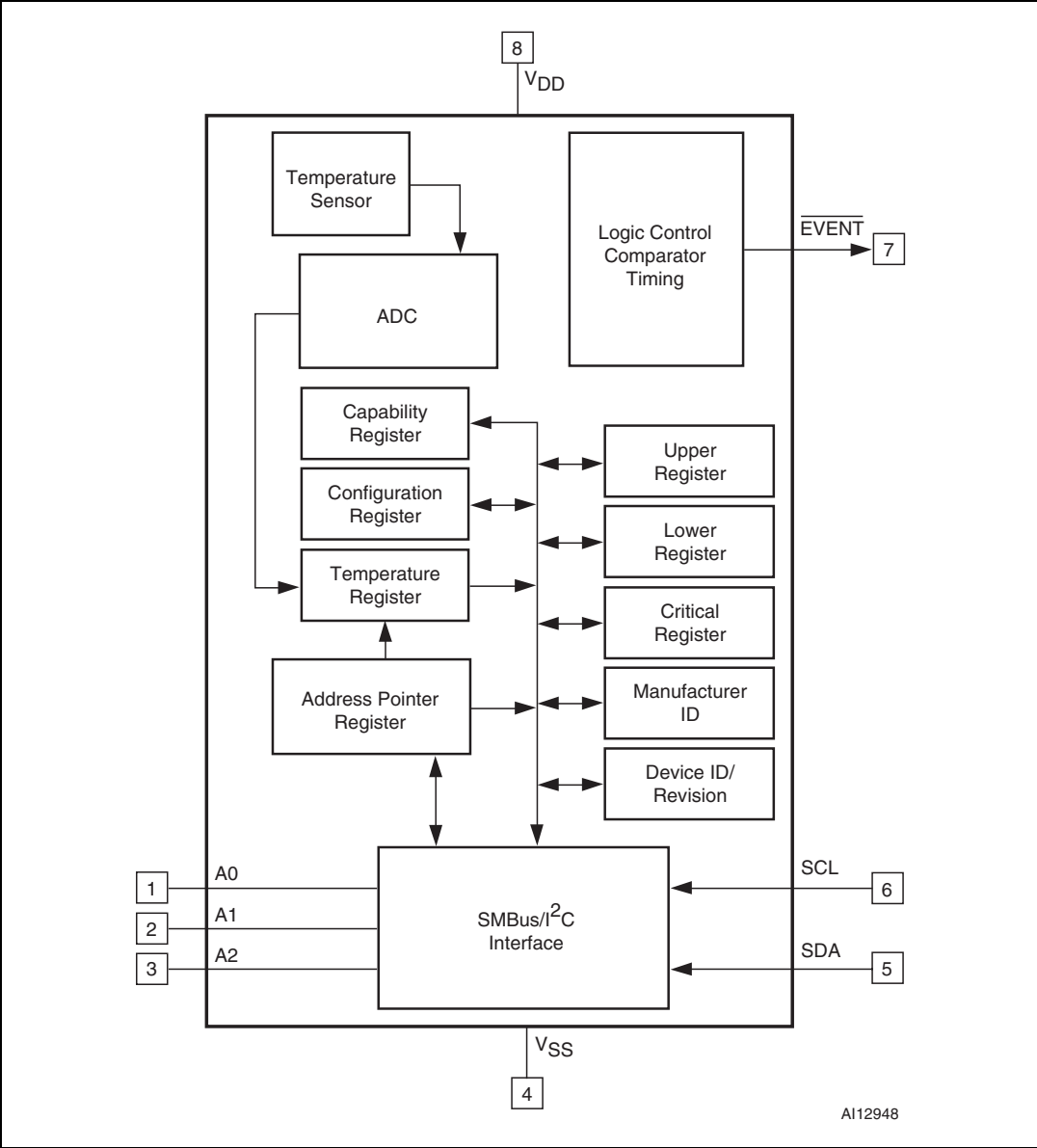
1. SDA and $\overline{\text{EVENT}}$ are open drain.

Figure 2. Connections (DFN8 and TSSOP8)



1. SDA and EVENT are open drain.

Figure 3. Block diagram



Part numbering

Table 2. Ordering information scheme

Example:	STTS424	C	DA	3	F
Device type					
STTS424					
Grade					
C: Maximum accuracy 75°C to 95°C = ± 2°C					
B: Maximum accuracy 75°C to 95°C = ± 1°C ⁽¹⁾					
Package					
DA = DFN8 (2mm x 3mm)					
DW = TSSOP8 (4.4mm x 3mm body size) ⁽¹⁾					
Temperature range					
3 = −40°C to 125°C					
Shipping method					
F = ECOPACK package, tape & reel packing					
E = ECOPACK package, tube packing					

1. Contact local ST sales office for availability

For other options, or for more information on any aspect of this device, please contact the ST sales office nearest you.

Revision history

Table 3. Revision history

Date	Revision	Changes
03-Aug-2007	1	Initial release.

Please Read Carefully:

Information in this document is provided solely in connection with ST products. STMicroelectronics NV and its subsidiaries ("ST") reserve the right to make changes, corrections, modifications or improvements, to this document, and the products and services described herein at any time, without notice.

All ST products are sold pursuant to ST's terms and conditions of sale.

Purchasers are solely responsible for the choice, selection and use of the ST products and services described herein, and ST assumes no liability whatsoever relating to the choice, selection or use of the ST products and services described herein.

No license, express or implied, by estoppel or otherwise, to any intellectual property rights is granted under this document. If any part of this document refers to any third party products or services it shall not be deemed a license grant by ST for the use of such third party products or services, or any intellectual property contained therein or considered as a warranty covering the use in any manner whatsoever of such third party products or services or any intellectual property contained therein.

UNLESS OTHERWISE SET FORTH IN ST'S TERMS AND CONDITIONS OF SALE ST DISCLAIMS ANY EXPRESS OR IMPLIED WARRANTY WITH RESPECT TO THE USE AND/OR SALE OF ST PRODUCTS INCLUDING WITHOUT LIMITATION IMPLIED WARRANTIES OF MERCHANTABILITY, FITNESS FOR A PARTICULAR PURPOSE (AND THEIR EQUIVALENTS UNDER THE LAWS OF ANY JURISDICTION), OR INFRINGEMENT OF ANY PATENT, COPYRIGHT OR OTHER INTELLECTUAL PROPERTY RIGHT.

UNLESS EXPRESSLY APPROVED IN WRITING BY AN AUTHORIZED ST REPRESENTATIVE, ST PRODUCTS ARE NOT RECOMMENDED, AUTHORIZED OR WARRANTED FOR USE IN MILITARY, AIR CRAFT, SPACE, LIFE SAVING, OR LIFE SUSTAINING APPLICATIONS, NOR IN PRODUCTS OR SYSTEMS WHERE FAILURE OR MALFUNCTION MAY RESULT IN PERSONAL INJURY, DEATH, OR SEVERE PROPERTY OR ENVIRONMENTAL DAMAGE. ST PRODUCTS WHICH ARE NOT SPECIFIED AS "AUTOMOTIVE GRADE" MAY ONLY BE USED IN AUTOMOTIVE APPLICATIONS AT USER'S OWN RISK.

Resale of ST products with provisions different from the statements and/or technical features set forth in this document shall immediately void any warranty granted by ST for the ST product or service described herein and shall not create or extend in any manner whatsoever, any liability of ST.

ST and the ST logo are trademarks or registered trademarks of ST in various countries.

Information in this document supersedes and replaces all information previously supplied.

The ST logo is a registered trademark of STMicroelectronics. All other names are the property of their respective owners.

© 2007 STMicroelectronics - All rights reserved

STMicroelectronics group of companies

Australia - Belgium - Brazil - Canada - China - Czech Republic - Finland - France - Germany - Hong Kong - India - Israel - Italy - Japan - Malaysia - Malta - Morocco - Singapore - Spain - Sweden - Switzerland - United Kingdom - United States of America

www.st.com