

Specification Status: Released

Maximum Electrical Rating



Voltage: 60V_{DC}

Short Circuit Current: 10A

Notes:

1. All terminations are tin plated.
2. Drawing not to scale

Marking:


 Manufacturer's Mark

 Part Identification

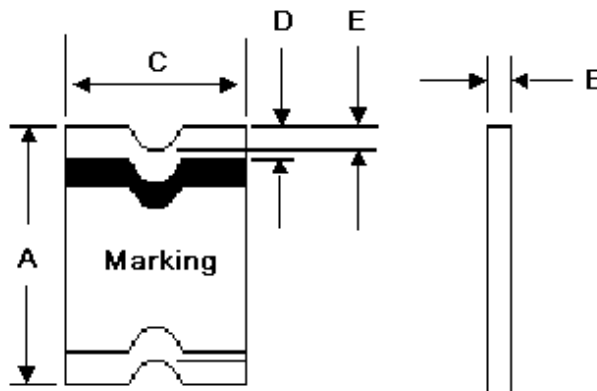


TABLE I. DIMENSIONS:

	A		B		C		D		E
	MIN	MAX	MIN	MAX	MIN	MAX	MIN	MAX	MIN
mm:	4.37	4.73	0.635	0.890	3.07	3.41	0.25	0.95	0.20
in:	(0.172)	(0.186)	(0.025)	(0.035)	(0.121)	(0.134)	(0.010)	(0.040)	(0.008)

TABLE II. PERFORMANCE RATINGS:

CURRENT RATINGS**						TIME TO TRIP**	RESISTANCE VALUES		TRIPPED-STATE POWER DISSIPATION**
AMPERES AT 0°C		AMPERES AT 20°C		AMPERES AT 60°C		SECONDS AT 20°C, 8A MAX	OHMS AT 20°C		WATTS AT 20°C, 60V MAX
HOLD	TRIP	HOLD	TRIP	HOLD	TRIP		MIN	MAX*	
0.17	0.34	0.14	0.28	0.09	0.18	0.008	1.50	6.00	0.75

* Maximum resistance is measured 1 hour after reflow.

** Values Specified were determined using PCB's with 0.030"X1.5 ounce copper traces.

Agency Recognition: UL, CSA, TÜV.

Reference Documents: PS300

Precedence: This specification takes precedence over documents referenced herein.

Effectivity: Reference documents shall be the issue in effect on the date of invitation for bid.

CAUTION: Operation beyond the rated voltage or current may result in rupture, electrical arcing or flame.

Materials Information

ROHS Compliant

Directive 2002/95/EC
Compliant

ELV Compliant

Directive 2000/53/EC
Compliant

Pb-Free



Halogen Free*



* Halogen Free refers to: Br≤900ppm, Cl≤900ppm, Br+Cl≤1500ppm