THIS DRAWING IS UNPUBLISHED. RELEASED FOR PUBLICATION -,- .
© COPYRIGHT - ALL RIGHTS RESERVED.

REVISIONS					
P	LTR	DESCRIPTION	DATE	DWN	APVD
	J5	REVISED PER ECO-16-010261	12JUL2016	NK	MM

1. ASSEMBLIES MAY BE BROKEN TO DESIRED NO OF POSITIONS.
2. BREAKAWAY NOTCH ANGLE CAN BE ORIENTED TO THE RIGHT (AS SHOWN) OR TO THE LEFT.
3. .000100-.000200 MATTE TIN-LEAD OVER .000050 NICKEL.
4. .000100-.000200 BRIGHT TIN OVER .000050 NICKEL.
5. PRELIMINARY PART - NOT RELEASED FOR PRODUCTION.
6. HOUSING MATERIAL: FLAME RETARDANT THERMOPLASTIC; COLOR-BLACK.
7. .000100-.000200 MATTE TIN OVER .000050 NICKEL.
8. OBSOLETE PARTS: OBSOLETE CIS STREAMLINING PER D.RENAUD/D.SINISI

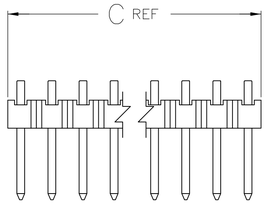

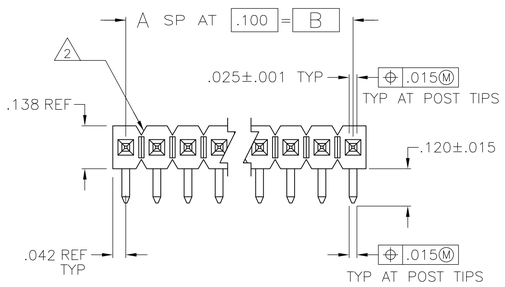

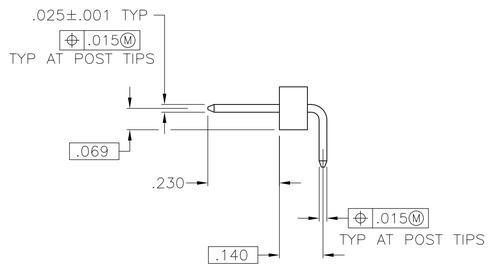

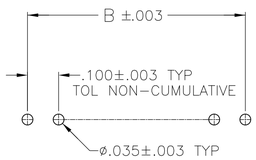

RECOMMENDED HOLE LAYOUT

	PLATING	C	B	A	NO OF POSN	PART NUMBER
OBSOLETE 8	7	3.984	3.900	39	40	~~9-103329-0~~
	7	3.884	3.800	38	39	~~8-103329-9~~
	7	3.784	3.700	37	38	~~8-103329-8~~
	7	3.684	3.600	36	37	~~8-103329-7~~
	7	3.584	3.500	35	36	~~8-103329-6~~
	7	3.484	3.400	34	35	~~8-103329-5~~
	7	3.384	3.300	33	34	~~8-103329-4~~
	7	3.284	3.200	32	33	~~8-103329-3~~
	7	3.184	3.100	31	32	~~8-103329-2~~
	7	3.084	3.000	30	31	~~8-103329-1~~
	7	2.984	2.900	29	30	~~8-103329-0~~
	7	2.884	2.800	28	29	~~7-103329-9~~
	7	2.784	2.700	27	28	~~7-103329-8~~
	7	2.684	2.600	26	27	~~7-103329-7~~
	7	2.584	2.500	25	26	~~7-103329-6~~
	7	2.484	2.400	24	25	~~7-103329-5~~
	7	2.384	2.300	23	24	~~7-103329-4~~
	7	2.284	2.200	22	23	~~7-103329-3~~
	7	2.184	2.100	21	22	~~7-103329-2~~
	7	2.084	2.000	20	21	~~7-103329-1~~
	7	1.984	1.900	19	20	~~7-103329-0~~
	7	1.884	1.800	18	19	~~6-103329-9~~
	7	1.784	1.700	17	18	~~6-103329-8~~
	7	1.684	1.600	16	17	~~6-103329-7~~
	7	1.584	1.500	15	16	6-103329-6
8 OBSOLETE	7	1.484	1.400	14	15	~~6-103329-5~~
	7	1.384	1.300	13	14	6-103329-4
8 OBSOLETE	7	1.284	1.200	12	13	~~6-103329-3~~
8 OBSOLETE	7	1.184	1.100	11	12	~~6-103329-2~~
8 OBSOLETE	7	1.084	1.000	10	11	~~6-103329-1~~
	7	.984	.900	9	10	6-103329-0
8 OBSOLETE	7	.884	.800	8	9	~~5-103329-9~~
	7	.784	.700	7	8	5-103329-8
8 OBSOLETE	7	.684	.600	6	7	~~5-103329-7~~
	7	.584	.500	5	6	5-103329-6
8 OBSOLETE	7	.484	.400	4	5	~~5-103329-5~~
	7	.384	.300	3	4	5-103329-4
	7	.284	.200	2	3	5-103329-3
	7	.184	.100	1	2	5-103329-2
8 OBSOLETE	7	.084	-	-	1	~~5-103329-1~~

	PLATING	C	B	A	NO OF POSN	PART NUMBER
	4	3.984	3.900	39	40	4-103329-2
	4	.984	.900	9	10	4-103329-1
	3	3.984	3.900	39	40	4-103329-0
	3	3.884	3.800	38	39	~~3-103329-9~~
	3	3.784	3.700	37	38	~~3-103329-8~~
	3	3.684	3.600	36	37	~~3-103329-7~~
	3	3.584	3.500	35	36	~~3-103329-6~~
	3	3.484	3.400	34	35	~~3-103329-5~~
	3	3.384	3.300	33	34	~~3-103329-4~~
	3	3.284	3.200	32	33	~~3-103329-3~~
	3	3.184	3.100	31	32	~~3-103329-2~~
	3	3.084	3.000	30	31	~~3-103329-1~~
OBSOLETE 8	3	2.984	2.900	29	30	~~3-103329-0~~
	3	2.884	2.800	28	29	~~2-103329-9~~
	3	2.784	2.700	27	28	~~2-103329-8~~
	3	2.684	2.600	26	27	~~2-103329-7~~
	3	2.584	2.500	25	26	~~2-103329-6~~
	3	2.484	2.400	24	25	~~2-103329-5~~
	3	2.384	2.300	23	24	~~2-103329-4~~
	3	2.284	2.200	22	23	~~2-103329-3~~
	3	2.184	2.100	21	22	~~2-103329-2~~
	3	2.084	2.000	20	21	~~2-103329-1~~
	3	1.984	1.900	19	20	~~2-103329-0~~
	3	1.884	1.800	18	19	~~1-103329-9~~
	3	1.784	1.700	17	18	~~1-103329-8~~
	3	1.684	1.600	16	17	~~1-103329-7~~
8 SUPERSEDED	3	1.584	1.500	15	16	~~1-103329-6~~
8 OBSOLETE	3	1.484	1.400	14	15	~~1-103329-5~~
	3	1.384	1.300	13	14	1-103329-4
8 OBSOLETE	3	1.284	1.200	12	13	~~1-103329-3~~
8 OBSOLETE	3	1.184	1.100	11	12	~~1-103329-2~~
8 OBSOLETE	3	1.084	1.000	10	11	~~1-103329-1~~
8 SUPERSEDED	3	.984	.900	9	10	~~1-103329-0~~
	3	.884	.800	8	9	103329-9
	3	.784	.700	7	8	103329-8
8 OBSOLETE	3	.684	.600	6	7	~~103329-7~~
	3	.584	.500	5	6	103329-6
8 OBSOLETE	3	.484	.400	4	5	~~103329-5~~
	3	.384	.300	3	4	103329-4
	3	.284	.200	2	3	103329-3
	3	.184	.100	1	2	103329-2
8 OBSOLETE	3	.084	-	-	1	~~103329-1~~

THIS DRAWING IS A CONTROLLED DOCUMENT.

DIMENSIONS: INCHES

TOLERANCES UNLESS OTHERWISE SPECIFIED:
0 PLC ± -
1 PLC ± -
2 PLC ± -
3 PLC ± .005
4 PLC ± -
ANGLES ± -

MATERIAL: POST: COPPER ALLOY 6

FINISH: SEE TABLE

DWN J.MARTINELLI 16OCT92
CHK JOHN KNITTLE 23NOV92
APVD B. FLINCHBAUGH 23NOV92

PRODUCT SPEC —
APPLICATION SPEC —
WEIGHT —

TE Connectivity

NAME: ASSY,HDR,BREAKAWAY, MODII, SINGLE ROW, .100 C/L, RIGHT ANGLE, WITH .025 SQ POSTS

SIZE	CAGE CODE	DRAWING NO	RESTRICTED TO
A1	00779	C-103329	—

CUSTOMER DRAWING | SCALE 4:1 | SHEET 1 OF 1 | REV J5

4805 (1/15)