THIS DRAWING IS UNPUBLISHED. RELEASED FOR PUBLICATION
© COPYRIGHT BY TYCO ELECTRONICS CORPORATION. ALL RIGHTS RESERVED.

LOC	DIST
J	-

REVISIONS 変更

P	LTR	DESCRIPTION	ECN	DATE	DWN	APVD
	0	作成	FJ00-1026-00	24JUL00	T.K	N.S
	01	REVISED	FJA0-0820-04	15NOV04	AY	HY

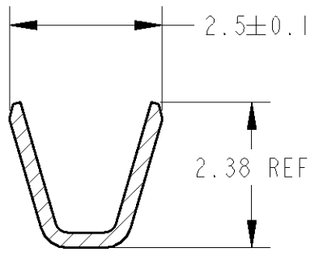

断面 A-A

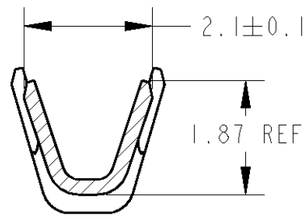

断面 B-B

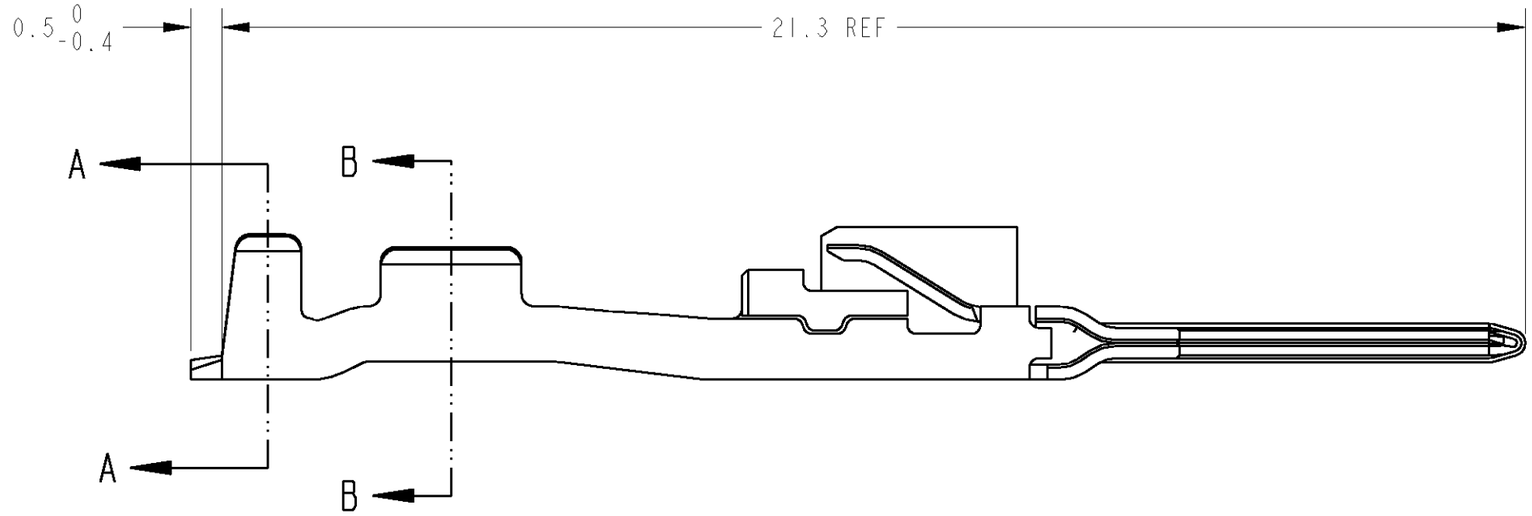

1. MUST MEET ALL SPECIFICATIONS OF STRIP TERMINAL EXCEPT THOSE SHOWN

1. 本図記載以外については、連鎖状端子の規格を満足すること

FINISH	MATERIAL, STRIP TERMINAL P/N	PART NO
SELECTIVE GOLD	BRASS H04 , MAKE FROM 1376109-2	1376607-2
PRE-TIN	BRASS H04 , MAKE FROM 1376109-1	1376607-1

THIS DRAWING IS A CONTROLLED DOCUMENT FOR TYCO ELECTRONICS CORPORATION. IT IS SUBJECT TO CHANGE AND THE CONTROLLING ENGINEERING ORGANIZATION SHOULD BE CONTACTED FOR THE LATEST REVISION.

DIMENSIONS: 単位: 粍 mm

TOLERANCES UNLESS OTHERWISE SPECIFIED:

0 PLC	± -
1 PLC	±0.5
2 PLC	±0.13
3 PLC	±0.013
4 PLC	±0.0001
ANGLES	±3° 00′

MATERIAL 材料

FINISH 仕上

DWN	T.KOHNO	15-Nov-04
CHK	N.SAI	15-Nov-04
APVD	K.SHIMIZU	15-Nov-04

PRODUCT SPEC 製品規格

APPLICATION SPEC 取付適用規格: 114-5291

WEIGHT: 0.2g

CUSTOMER DRAWING

tyco Electronics

Tyco Electronics AMP K.K.
Kawasaki, Japan

NAME 名称: 025 TAB CONTACT LOOSE PIECE TYPE

SIZE	CAGE CODE	DRAWING NO 番号	RESTRICTED TO
A3	00779	C- 1376607	

SCALE 尺度 10:1 | SHEET 1 OF 1 | REV 01

AMP 1470-19 REV 31MAR2000

Pro/ENGINEER DRAWING