THIS DRAWING IS UNPUBLISHED. RELEASED FOR PUBLICATION -,- .
© COPYRIGHT - By - ALL RIGHTS RESERVED.

LOC	DIST
AD	00

REVISIONS

P	LTR	DESCRIPTION	DATE	DWN	APVD
	P5	REVISED PER ECO-13-005565	01APR13	KH	JO

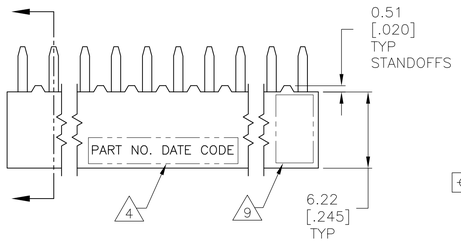

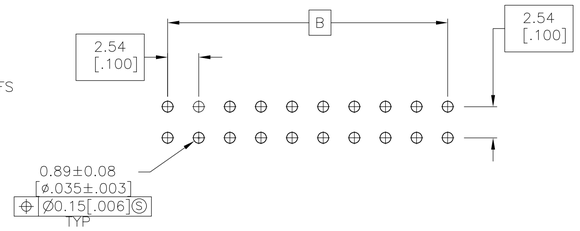

RECOMMENDED PC BOARD HOLE PATTERN
PC BOARD THICKNESS 1.57[.062]

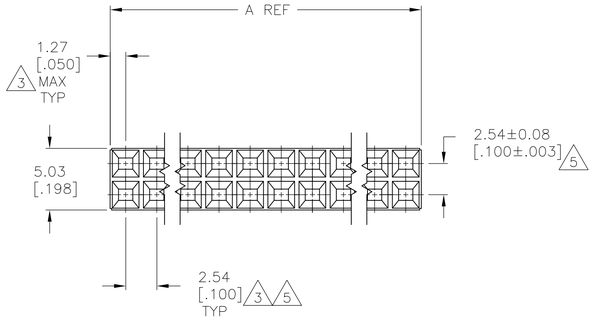

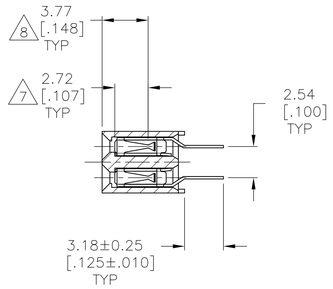

1. HOUSING: FLAME RETARDANT, GLASS FILLED, POLYESTER, COLOR: BLACK.
   CONTACT: PHOSPHOR BRONZE
2. CONTACT: DUPLEX PLATED 0.25µm[.000010] MIN GOLD IN CONTACT AREA, 3.81–7.62µm[.000150–.000300] BRIGHT TIN–LEAD ON LEADS, ALL OVER 1.27µm[.000050] NICKEL
3. THESE DIMENSIONS PERTAIN TO CAVITIY CENTERLINES ONLY – NOT TO CONTACT LOACATIONS
4. MARK PART NUMBER AND DATE CODE IN APPROXIMATE LOCATION SHOWN, EITHER SIDE.
5. TOLERANCE IS NON–CUMULATIVE.
6. 2 POSITION DATE CODE IS MARKED OPPOSITE SIDE OF TE CONNECTIVITY LOGO.
7. POINT–OF–MEASUREMENT DIMENSION FOR PLATING THICKNESS (INSIDE CONTACT BEAM).
8. POINT–OF–CONTACT DIMENSION.
9. TE CONNECTIVITY TRADEMARK AND CSA LOGO ARE MOLDED INTO HOUSING, THIS LOCATION.
10. NO PART NUMBER MARKING REQUIRED FOR THIS PART.
11. CONTACT: DUPLEX PLATED 0.25µm[.000010] MIN GOLD IN CONTACT AREA, 3.81–7.62µm[.000150–.000300] MATTE TIN ON LEADS, ALL OVER 1.27µm[.000050] MIN NICKEL
12. ROHS 2002/95/EC COMPLIANT.

	B	A	NO OF POSN	PART NUMBER
12 11	96.52[3.800]	99.06[3.900]	78	9–535598–0
12 11	93.98[3.700]	96.52[3.800]	76	8–535598–9
12 11	91.44[3.600]	93.98[3.700]	74	8–535598–8
12 11	88.90[3.500]	91.44[3.600]	72	8–535598–7
12 11	86.36[3.400]	88.90[3.500]	70	8–535598–6
12 11	83.82[3.300]	86.36[3.400]	68	8–535598–5
12 11	81.28[3.200]	83.82[3.300]	66	8–535598–4
12 11	78.74[3.100]	81.28[3.200]	64	8–535598–3
12 11	76.20[3.000]	78.74[3.100]	62	8–535598–2
12 11	71.12[2.800]	73.66[2.900]	58	8–535598–1
12 11	68.58[2.700]	71.12[2.800]	56	8–535598–0
12 11	66.04[2.600]	68.58[2.700]	54	7–535598–9
12 11	63.50[2.500]	66.04[2.600]	52	7–535598–8
12 11	58.42[2.300]	60.96[2.400]	48	7–535598–7
12 11	55.88[2.200]	58.42[2.300]	46	7–535598–6
12 11	53.34[2.100]	55.88[2.200]	44	7–535598–5
12 11	50.80[2.000]	53.34[2.100]	42	7–535598–4
12 11	99.06[3.900]	101.60[4.000]	80	7–535598–3
12 11	73.66[2.900]	76.20[3.000]	60	7–535598–2
12 11	60.96[2.400]	63.50[2.500]	50	7–535598–1
12 11	48.26[1.900]	50.80[2.000]	40	7–535598–0
12 11	45.72[1.800]	48.26[1.900]	38	6–535598–9
12 11	43.18[1.700]	45.72[1.800]	36	6–535598–8
12 11	40.64[1.600]	43.18[1.700]	34	6–535598–7
12 11	38.10[1.500]	40.64[1.600]	32	6–535598–6
12 11	35.56[1.400]	38.10[1.500]	30	6–535598–5
12 11	33.02[1.300]	35.56[1.400]	28	6–535598–4
12 11	30.48[1.200]	33.02[1.300]	26	6–535598–3
12 11	27.94[1.100]	30.48[1.200]	24	6–535598–2
12 11	25.40[1.000]	27.94[1.100]	22	6–535598–1
12 11	22.86[.900]	25.40[1.000]	20	6–535598–0
12 11	20.32[.800]	22.86[.900]	18	5–535598–9
12 11	17.78[.700]	20.32[.800]	16	5–535598–8
12 11	12.70[.500]	15.24[.600]	12	5–535598–7
12 11 10	10.16[.400]	12.70[.500]	10	5–535598–6
12 11 10	7.62[.300]	10.16[.400]	8	5–535598–5
12 11 10	5.08[.200]	7.62[.300]	6	5–535598–4
12 11 10	2.54[.100]	5.08[.200]	4	5–535598–3
12 11 10 OBSOLETE	–	~~2.54[.100]~~	2	6 ~~5–535598–2~~
12 11	15.24[.600]	17.78[.700]	14	5–535598–1
2	96.52[3.800]	99.06[3.900]	78	4–535598–0
2	93.98[3.700]	96.52[3.800]	76	3–535598–9
2	91.44[3.600]	93.98[3.700]	74	3–535598–8
2	88.90[3.500]	91.44[3.600]	72	3–535598–7
2	86.36[3.400]	88.90[3.500]	70	3–535598–6
2	83.82[3.300]	86.36[3.400]	68	3–535598–5
2	81.28[3.200]	83.82[3.300]	66	3–535598–4
2	78.74[3.100]	81.28[3.200]	64	3–535598–3
2	76.20[3.000]	78.74[3.100]	62	3–535598–2
2	71.12[2.800]	73.66[2.900]	58	3–535598–1
2	68.58[2.700]	71.12[2.800]	56	3–535598–0
2	66.04[2.600]	68.58[2.700]	54	2–535598–9
2	63.50[2.500]	66.04[2.600]	52	2–535598–8
2	58.42[2.300]	60.96[2.400]	48	2–535598–7
2	55.88[2.200]	58.42[2.300]	46	2–535598–6
2	53.34[2.100]	55.88[2.200]	44	2–535598–5
2	50.80[2.000]	53.34[2.100]	42	2–535598–4
2 SUPERSEDED BY 7–535598–3	99.06[3.900]	101.60[4.000]	80	2–535598–3
2	73.66[2.900]	76.20[3.000]	60	2–535598–2
2	60.96[2.400]	63.50[2.500]	50	2–535598–1
2	48.26[1.900]	50.80[2.000]	40	2–535598–0
2	45.72[1.800]	48.26[1.900]	38	1–535598–9
2	43.18[1.700]	45.72[1.800]	36	1–535598–8
2	40.64[1.600]	43.18[1.700]	34	1–535598–7
2	38.10[1.500]	40.64[1.600]	32	1–535598–6
2	35.56[1.400]	38.10[1.500]	30	1–535598–5
2	33.02[1.300]	35.56[1.400]	28	1–535598–4
2	30.48[1.200]	33.02[1.300]	26	1–535598–3
2	27.94[1.100]	30.48[1.200]	24	1–535598–2
2	25.40[1.000]	27.94[1.100]	22	1–535598–1
2	22.86[.900]	25.40[1.000]	20	1–535598–0
2	20.32[.800]	22.86[.900]	18	535598–9
2	17.78[.700]	20.32[.800]	16	535598–8
2	12.70[.500]	15.24[.600]	12	535598–7
2 10	10.16[.400]	12.70[.500]	10	535598–6
2 10	7.62[.300]	10.16[.400]	8	535598–5
2 10	5.08[.200]	7.62[.300]	6	535598–4
2 10	2.54[.100]	5.08[.200]	4	535598–3
2 10	–	2.54[.100]	2	6 535598–2
2	15.24[.600]	17.78[.700]	14	535598–1

THIS DRAWING IS A CONTROLLED DOCUMENT.

DIMENSIONS: mm

TOLERANCES UNLESS OTHERWISE SPECIFIED:
0 PLC ± –
1 PLC ± –
2 PLC ± 0.13[.005]
3 PLC ± –
4 PLC ± –
ANGLES ± –

MATERIAL 1
FINISH 2

DWN M.BINNER 06NOV2002
CHK J.OLSON 06NOV02
APVD J.OLSON 06NOV02
PRODUCT SPEC 108–25022
APPLICATION SPEC 114–25018
WEIGHT –

TE Connectivity

NAME
RECEPTACLE ASSEMBLY, MOD IV,
DOUBLE ROW, DUAL ENTRY, .100X.100CL,
VERTICAL MOUNT, AMPMODU

SIZE	CAGE CODE	DRAWING NO	RESTRICTED TO
A1	00779	C–535598	–

CUSTOMER DRAWING | SCALE 1:1 | SHEET 1 OF 1 | REV P5

4805 (3/11)