

WIREMOLD



V500®/V700®/700WH Steel Raceway

One-Piece Surface Steel Raceway

deal for surface mounting small amounts of electrical wiring or communication cables. These rugged raceways offer a low profile appearance which blend with any decor. V500, V700, and 700WH come in our exclusive ScuffCoat™ finish.




V500 and V700.



5700 Series boxes with Pass & Seymour Activate inserts.

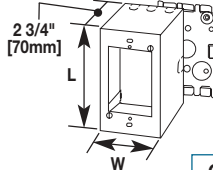
Features & Benefits

- **Low-profile, unobtrusive appearance.** Blends with any decor or setting. Excellent for low-voltage wiring.
- **ScuffCoat finish.** Tough, durable, scratch-resistant finish which can be overpainted with latex paint.
- **Surface mounting.** Eliminates disturbing the building structure or wall finish to make renovations easy.
- **V5748-3Device Box accommodates wireless.**  Designed for use with Ortronics® Wi-Jack™ Wireless Access Points.
- **Full line of fittings.** Provides unlimited wiring solutions and interconnection between raceway systems.
- **More choice of colors.** 700 Series Raceway and Fittings are available in ivory and white.
- **Fittings have removable covers.** Allows easy access to wiring for changes and additions.
- **Raceway cutters with replaceable blades.** Cuts raceway cleanly, reduces labor, and installation time.
- **Datacom connectivity options.** Accepts industry standard and proprietary devices from a wide range of manufacturers to provide a seamless and aesthetically pleasing interface for voice, data, audio, and video applications at the point of use.
- **UL5 and ADA compliant.** Raceway and fittings meet UL5 specifications and can be installed in conformance with ADA requirements.

V500, V700, & 700WH Device Boxes (continued)

Catalog No./Item **Description/Specifications**

V5744 †
5744WH †

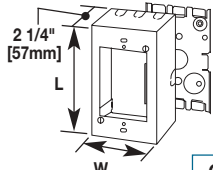


Extra Deep Device Box – Designed for deep devices – momentary contact, and remote control switches, hospital signaling system devices, and deep communication devices. Base has 1/2" trade size KOs.

ORT
P&S
OPEN

CAT NO.	L	W	GANG #
V5744, WH †	4 5/8" [118mm]	2 7/8" [73mm]	1
V5744-2, WH †	4 3/4" [121mm]	4 3/4" [121mm]	2*
V5744-3 †	4 5/8" [118mm]	6 1/2" [165mm]	3

V5744S †
5744SWH †

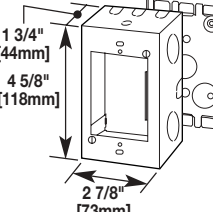


Deep Switch and Receptacle Box – For installing signal system alarm wiring and communication devices. Base has 1/2" trade size and rectangular single-gang KOs.

ORT
P&S
OPEN

CAT NO.	L	W	GANG #
V5744, WH †	4 5/8" [118mm]	2 7/8" [73mm]	1
V5744-2, WH †	4 3/4" [121mm]	4 3/4" [121mm]	2*
V5744-3 †	4 5/8" [118mm]	6 1/2" [165mm]	3

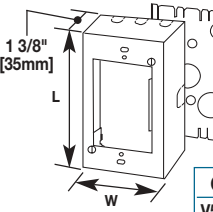
V5745 †
5745WH †



Combination Device Box – For connecting surface runs of 1/2" [12.7mm] conduit, etc. Cover has two raceway twistouts on one end and three on opposite end; also two 1/2" trade size KOs and a raceway twistout on each side. Base has two 1/2" trade size KOs.

ORT
P&S
OPEN

V5747 †
5747WH †



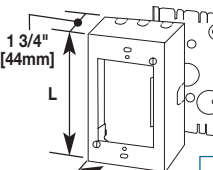
Shallow Device Box – For standard shallow switches, receptacles, communication devices, and single-gang combination devices. Base has two 1/2" trade size KOs.

ORT
P&S
OPEN

CAT NO.	L	W	GANG #
V5747, WH †	4 5/8" [118mm]	2 7/8" [73mm]	1
V5747-2, WH †	4 3/4" [121mm]	4 3/4" [121mm]	2*
V5747-3 †	4 5/8" [118mm]	6 1/2" [165mm]	3

Catalog No./Item **Description/Specifications**

V5748 †
5748WH †

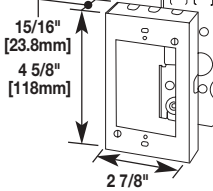


Device Box – For deep switches, receptacles and communication devices. Base has two 1/2" trade size KOs.

ORT
P&S
OPEN

CAT NO.	L	W	GANG #
V5748, WH †	4 5/8" [118mm]	2 7/8" [73mm]	1
V5748-2, WH †	4 3/4" [121mm]	4 3/4" [121mm]	2*
V5748-3 †	4 5/8" [118mm]	6 1/2" [165mm]	3
V5748-4 †	4 5/8" [118mm]	8 11/32" [212mm]	1
V5748-5 †	4 3/4" [121mm]	10 5/32" [212mm]	2*
V5748-6 †	4 5/8" [118mm]	11 31/32" [165mm]	3

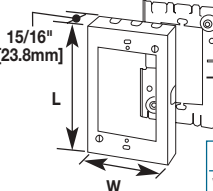
V5748S †
5748SWH †



Shallow Switch and Receptacle Box – For duplex receptacles (shallow type). Base has 1/2" trade size KOs.

ORT
P&S
OPEN

V5751
5751 WH

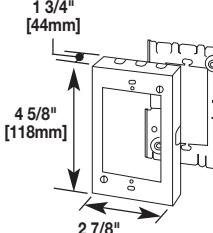


Flush-Type Extension Adapter – For extensions from existing flush wall boxes. Larger gangs available, consult factory.

ORT
P&S
OPEN

CAT NO.	L	W	GANG #
V5751, WH	4 5/8" [118mm]	2 7/8" [73mm]	1
V5751-2, WH	4 3/4" [121mm]	4 3/4" [121mm]	2*
V5751-3	4 5/8" [118mm]	6 1/2" [165mm]	3

V5751A
5751AWH




Deep Flush-Type Extension Adapter – For deep extensions from existing flush wall boxes.

ORT
P&S
OPEN

NOTES: Covers on this page have double twistouts. Break out lower twistout for use with V500, and both twistouts for use with V700.

* V5744-2 and V5744S-2 Base and V5747-2 and V5748-2 Base have 1/2" and 1" concentric trade size KOs and a 1 13/16" x 2 7/8" [47mm x 73mm] rectangular KO to permit mounting on a one-gang in-wall outlet box.

† Replace V with VC or WH with WHC to denote Canadian version — Agency approved for sale in Canada. 

† Larger gangs available, consult factory.