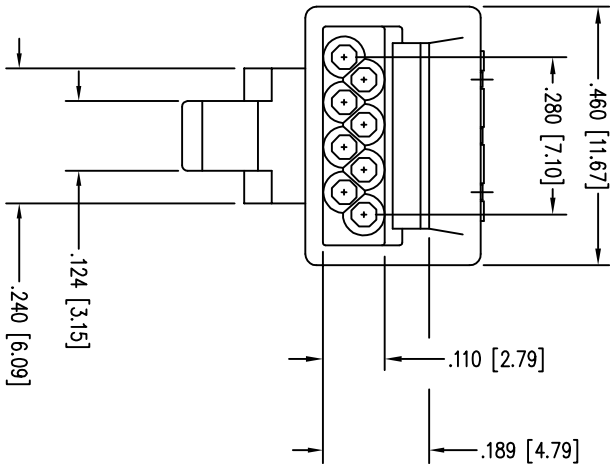
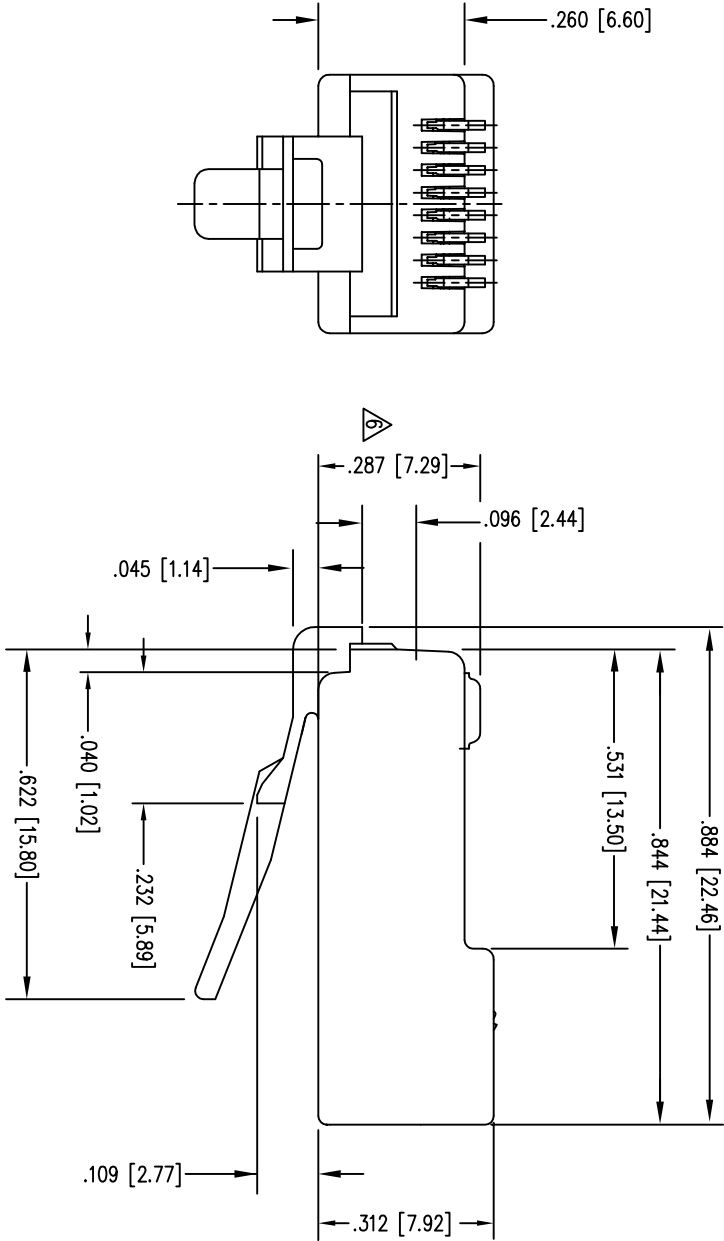
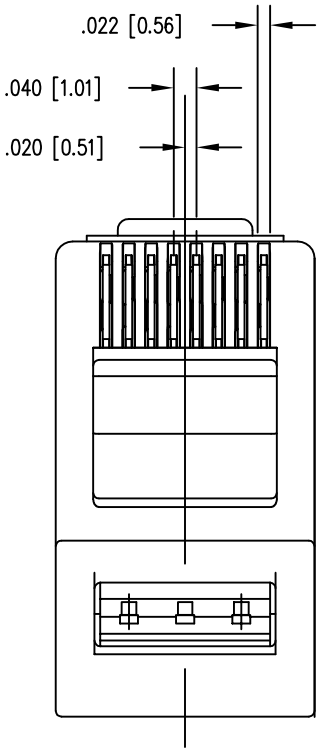


DATE	REV	EON	APP'D. BY
1/31/06	B1	7462	JM
9-18-06	B2	7758	TRM
5-23-12	B3	9478	SMN



- NOTES:
- 1- PLUG KIT CONSISTS OF :
PRE-INSERTED PLUG HOUSING
MANAGEMENT BAR
 - 2- MATERIALS :
FRONT HOUSING PLASTIC : CLEAR POLYCARBONATE, UL 94-V0
MANAGEMENT BAR : CLEAR POLYCARBONATE, UL 94-V0
CONTACTS : PHOSPHOR BRONZE, SELECTIVE GOLD PLATING
 - 3- CONTACTS TERMINATE STRANDED CONDUCTORS UP
TO .037 [0.94] OUTSIDE DIAMETER OF INSULATION.
 - 4- FOR PRODUCT SPECIFICATION SEE PRO26-01.
 - 5- TOLERANCES COMPLY WITH F.C.C. DIMENSION REQUIREMENTS.
- TERMINATED PLUG HEIGHT: .237 [6.02] ±.005 [0.13]



MANAGEMENT BAR


A

B

A

B

BAGS OF 25	50 MICRO-INCHES [1.27um]	SS-37000-004
PACKAGE	CONTACT PLATING IN MATING AREA	PART NUMBER



THIRD ANGLE PROJECTION	Bel Stewart Connector		
	11118 Susquehanna Trail South Glen Rock, PA 17327-9199 (717) 235-7512 Fax: (717) 235-7954 http://www.stewartconnector.com		
DO NOT SCALE DRAWING	TITLE: CAT 5 PLUG - SPECIAL PACKAGING		
DRAWING IS SUBJECT TO CHANGE WITHOUT NOTICE			
DIMENSIONS: INCHES [METRIC]	THIS DRAWING AND THE SUBJECT MATTER SHOWN THEREON ARE CONFIDENTIAL, AND THE PROPRIETARY PROPERTY OF BEL STEWART CONNECTOR AND SHALL NOT BE REPRODUCED, COPIED, OR USED IN ANY MANNER WITHOUT PRIOR WRITTEN CONSENT OF BEL STEWART CONNECTOR. THIS PRODUCT MAY BE PROTECTED BY ONE OR MORE OF THE FOLLOWING US PATENTS: 5628647 6402559 6409535 6524728 7753717 8033863 OTHER PATENTS MAY BE PENDING.		
UNLESS OTHERWISE SPECIFIED TOLERANCES ARE ±.005 [0.13] ANGLES ARE ± 1°			
SHEET NO. 1 OF 1			
DRN BY: S.A.R.	DATE: 11-15-02		
APPD BY: R.G.C.	DATE: 11-15-02	DWG NO. CT370041	REV. B3