ENGINEERED FASTENING SOLUTIONS

HellermannTyton

BUNDLE SEPARATORS | MOUNTS | CLAMPS | FASTENERS | CABLE TIE TOOLS | IDENTIFICATION | CABLE MANAGEMENT

HellermannTyton is a leader in designing and manufacturing innovative fastening solutions for the automotive, truck, bus, aerospace, OEM, appliance, marine and heavy equipment industries.

With over 34 locations world wide, HellermannTyton is able to design, produce, and deliver solutions to meet customer's production requirements.

ARGENTINA | AUSTRALIA | AUSTRIA | BELGIUM | BRAZIL | CANADA | CHINA
CZECH REPUBLIC | DENMARK | FINLAND | FRANCE | GERMANY | HONG KONG
HUNGARY | IRELAND | ITALY | JAPAN | KOREA | MEXICO | NETHERLANDS | NORWAY | PHILIPPINES
POLAND | PORTUGAL | ROMANIA | RUSSIAN FEDERATION | SINGAPORE | SLOVENIA | SOUTH AFRICA
SPAIN | SWEDEN | THAILAND | UNITED KINGDOM | UNITED STATES

MATERIAL INFORMATION AND SPECIFICATIONS **7-8**

BUNDLE SEPARATION PRODUCTS **9-20**
Dual Swivel Saddle Spacers 9-10
Dual Clamp Ties 11
Standoff Mounting Dual Clamp Tie 12
Double Head Ties 13
Pipe and Hose Clips, PC-Series 14
Automatic Harness Clips 15-16
Isolator 17
Omega Clips 18
Wire Clamping Cable Ties 19
Wire and Hose Swivel Clip Tie 20

MOUNTS **21-38**
H Mounts 21
Heavy Duty Mounts 22-23
Weld Stud Mount 24
Saddle Mount for Button Head Ties 25
Two way Saddle Mounts 26
Axial Oval Mounts 27
Fir Tree Saddle Mounts 25
Bundling Clips 29-30
Connector Clips 31-32
Mounting Cradle 33
Lashing Tie Mounts 33
Fir Tree Mount Tube Clip 34
Fir Tree Clip 34
Cable Guide Standoff 35
Cable Tie Mounts 36
Cable Tie Mounting Bases 37-38

TABLE OF CONTENTS

FASTENERS	**39-78**
Wide Strap Cable Ties	39
Heavy Duty Cable Ties	39-40
Button Head Cable Ties	41
Edge Clips	42-45
Fir Tree Mount Cable Ties	46-51
Push Mount Cable Ties	52-54
Arrowhead Mount Cable Ties	55
Stud Mount Cable Ties	56-59
Screw Mount Cable Ties	60
Clamp Cable Ties	61
Branch Cable Tie	62
Kabelwrap Bundling System	62
Standard Cable Ties	63-65
Specialty Materials Cable Ties	66-71
Outside Serrated Cable Ties	71
Releasable Cable Ties	72-76
Stainless Steel Cable Ties	77-78

CLAMPS	**79-88**
Snapper Hose Clamps	79-84
Non-Adhesive Clamps and Clips	85
Adhesive Cable Clamps and Clips	86
Flat Ribbon Cable Clips	87-88

CABLE TIE TOOLS	**89-103**
Mechanical Cable Tie Tools	89-91
Power Assisted Cable Tie Tools	92-94
Automatic Cable Tie Tools	95-103

IDENTIFICATION SYSTEMS	**104-122**
SwiftMark Label Printer/Applicator	104
TagPrint Pro™ Software	105
Spirit Printer and Labels	106-108
Thermal Transfer Printers and Labels	109-110
Labels	111-122

CABLE MANAGEMENT	**122-150**
Spiralwrap	123-125
Convoluted Tubing	126-128
Grommet	129-130
Braided Sleeving and Accessories	131-150
INDEX	**141-148**

Engineered Fastening Solutions

HellermannTyton is a world leader in providing fastening solutions to the global marketplace. But that doesn't mean we rest on our past successes —our product development teams continue to push the possibilities, shaping the future of fastening solutions through innovative designs and an unprecedented commitment to the success of our customers.

The Engineered Process

Innovative Design Technologies – Utilizing the latest customer compatible design software.

Short Concept to Production Cycle – We are an agile company and can act quickly to changing needs.

A Valued Partnership – Our development team works with your engineers to develop solutions specific to your application needs.

Solutions

Customer driven solutions

The Fastening Products

Wide variety of customized solutions for the automotive, transportation and OEM markets.

Superior Materials Knowledge –
Offering advanced materials that address unique application and environmental needs.

Quality Certified –
TS16949, ISO 9001, and ISO 14001 certified

Reduced costs, assembly time and warranty issues

Improved quality and durability

Optimum storage conditions for cable ties made of polyamide (PA)

HellermannTyton cable ties and mounts are manufactured from high-quality polyamide (PA). This material is mainly processed using injection molding, but can also be extruded.

Polyamide is a hygroscopic material. This means that the material absorbs and loses moisture. For optimum handling of cable ties, it is important that the material is in a condition of equilibrium with a water content of approximately 2.5%.

The packaging used by HellermannTyton ensures that the water content in the material remains constant. Therefore, it is important to store the products in their original packaging to preserve the quality of the ties and mounts.

Once opened you should use the ties as quickly as possible.

Do not expose the product to direct sunlight



Store the product away from direct sources of heat

Ideal storage conditions:

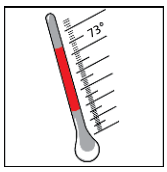

73 °F



50% relative humidity

QUALITY CERTIFICATIONS

HellermannTyton is certified to TS 16949, ISO 9001:2000 and ISO 14001

RoHS/WEEE

The scope of the European Union's Restriction of Hazardous Substances (RoHS) and the Waste Electrical and Electronic Equipment (WEEE) directives covers all electrical and electronic equipment (and their components) sold into the European Union. Throughout this catalog, you will see designations where materials are RoHS compliant. If you have specific questions or need compliance information related to the RoHS or WEEE directives, please go to our website link: **www.hellermann.tyton.com/rohs.asp** or email us at: **rohs@htamericas.com.** A HellermannTyton representative will promptly respond to your request.

WARRANTY POLICY

HellermannTyton products are warranted to be free from defects in material and workmanship at the time sold by us; but our obligation under this warranty and that of the seller is limited to the replacement of the product, and neither we nor the seller are bound by any other warranty, expressed, implied or statutory. Under no circumstances are we or the seller liable for any loss, damage, expenses or consequential damages of any kind arising out of the use or inability to use these products. All are sold with the understanding that the user will test them in actual use and determine their adaptability for the intended uses.

The above warranties and remedies are exclusive and in lieu of all other warranties and remedies whatsoever, express or implied, including, but not limited to, any implied warranties of merchantability or fitness for a particular purpose which HellermannTyton expressly disclaims.

Cable Ties and Tool Systems

HellermannTyton's cable tie and tool systems are designed to work together to provide optimal consistency, quality, safety, and overall performance. Wrapping and hand tensioning a high quality cable tie is just the first step in assuring a high quality application. It is necessary to use one of HellermannTyton's cable tie tools to ensure that the cable tie is applied with just the right amount of tension and with a flush cut that won't leave a sharp edge. HellermannTyton leads the world in the development and manufacture of ergonomically designed, high performing cable tie tools in mechanical, power assisted, and automatic versions. With HellermannTyton's automatic cable tie systems, cable ties are applied, tensioned and cut-off to the correct tension in approximately one second. HellermannTyton's mechanical and power assisted tools expertly tension and cut-off hand applied cable ties.



AT2000 Automatic Cable Tie Tool — For automatic cable tie tool systems, see page 88.

Consistency and Quality

By utilizing HellermannTyton's cable ties and tools together, a consistent tension and cut-off is achieved. When using non-approved methods of cutting off a cable tie, wire and cable can be crushed, the strap of the cable tie may be cut-off too deeply causing the tie to disengage, or the cable tie can be applied too loosely which can affect the bundling and securing properties of the application.

MK7P - Power Assisted Cable Tie Tool — For power assisted cable tie tools, see page 85.

Safety

A flush cut is another benefit of using HellermannTyton's cable tie tools and ties as a system. Worker safety, and resulting reduction of workers' compensation claims, is an increasing priority of most companies. HellermannTyton's cable tie tools are ergonomically designed to reduce worker effort and causes of repetitive motion injuries. When using HellermannTyton's tools and cable ties, a flush cut is achieved, creating a smooth edge. When non- approved methods of applying a cable tie are used, a sharp edge is almost always left at the end of the tie - causing injury to workers and end-customers. All of HellermannTyton's cable tie tool systems offer adjustable tension and cut-off levels to assure optimal tensions and flush cut-offs.

MK7 and MK9 Mechanical Cable Tie Tools — For mechanical cable tie tools, see page 82.

Overall Performance

Used together, HellermannTyton's cable ties and ergonomically designed tool systems assure a high quality installation which prevents damage to wire and cable and potential rework due to inappropriately applied cable ties - all lowering installed costs while improving performance.

Materials

HellermannTyton has worked very closely with its material suppliers to develop resins that are specifically formulated for fastener and cable tie production. HellermannTyton has spearheaded material advancements in component manufacturing to assure customers the finest quality of products. Environmental factors can have an adverse effect on fasteners. It is very important to use the most suitable material for each application. HellermannTyton fasteners are available in a variety of materials ranging from polyamides (nylon) to fluoropolymers.

Polyamide 6.6 – General Purpose

General purpose polyamide 6.6 features light weight, high strength and a wide temperature range. Polyamide 6.6 is hygroscopic, and therefore, absorbs or releases moisture depending on its environment. Thus, the moisture level of the material will affect tensile strength, stiffness and elongation of the product.

Polyamide 6.6 – Heat Stabilized

With similar properties and benefits as polyamide 6.6, products manufactured with heat stabilized polyamide 6.6 material have a chemical stabilizer added for higher continuous temperature applications.

*Polyamide 6.6 – UV Resistant

Chemical inhibitors are used to give polyamide 6.6 material added properties to fight against premature aging of products due to the effects of ultraviolet rays.

Polyamide 6.6 – UV Stabilized (2% Carbon for Military Specification)

The physical properties of this material include carbon, which acts as a UV stabilizer, prolonging the life of the product under ultraviolet conditions. It also allows HellermannTyton's black cable ties to meet the particular military specification for cable ties.

Polyamide 6.6 – V0 Flame Retardant

This material meets UL 94V-0 flammability requirements. Flame retardant additives generally reduce tensile strength when compared to general purpose polyamide 6.6, but this resin has been formulated to minimize such effects.

*Polyamide 6.6 – Impact Modified, Heat Stabilized and UV Resistant

Impact modified polyamide 6.6 offers the increased flexibility, heat resistance and UV resistance of the high impact material with the added feature of greater resistance to vibration, heat and sunlight for mobile applications.

Polyamide 6.6 – Impact Modified

Impact modifiers are added to increase flexibility. High impact polyamide 6.6 has stable tensile strength due to its reduced influence from moisture. It is excellent for high vibration applications, as within the aircraft and automobile industries and performs better than polyamide 6.6 against ultraviolet rays. Good for outdoor use.

Polyamide 4.6

Polyamide 4.6, like polyamide 6.6, offers light weight and high strength benefits, but offers an even wider temperature range.This material can be used at a higher continuous operating temperature than polyamide 6.6 - heat stabilized. In addition to having excellent heat resistance, polyamide 4.6 has low creep effects and retention of stiffness at elevated temperatures.

Polypropylene

Polypropylene is used in environments where chemical effects on polyamide are a concern. It is not affected by inorganic acids (hydrochloric), polyhydric alcohols (ethyleneglycol), neutral salts (sodium chloride) and basic salts (sodium bicarbonate). Polypropylene also resists a number of other chemicals with good results, although it has lower tensile strength than polyamide 6.6 (about half). Polypropylene has good UV resistance.

Polyamide 12 - UV Resistant

Although not as strong as polyamide 6.6 (about half), polyamide 12 is extremely flexible, absorbs little moisture, ages better and has better chemical and UV resistance than general purpose polyamide 6.6. Polyamide 12 is good for applications where products are exposed to metal oxides.

Ethylenterafluorineethylene - Tefzel

Although about two-thirds the strength of polyamide 6.6, Tefzel is resistant to a wide range of chemicals, such as concentrated hydrofluoric and sulfuric acids. It is also a low water absorbing material, therefore, is not adversely affected by water. Tefzel is radiation resistant up to 200 megarads and meets the fire and smoke requirements of IEEE 383. Tefzel also withstands high temperatures and ultraviolet light exposure. Products made from Tefzel material also have non-outgassing properties for zero gravity applications.

Polyacetal

Polyacetal has excellent dielectric properties, UV and chemical resistance, and a UL94-HB flame rating. It has been tested for excellent weatherability against moisture, sunlight, and other environmental conditions.

Polyetheretherketone – PEEK

This material is an excellent choice for high temperature environments. It also has excellent chemical resistance and is resistant to abrasion. PEEK material has a relatively high tensile strength and it has the ability to retain its tensile strength when continuously conditioned in water at elevated temperatures and pressures.

Thermoplastic Vulcanizate (TPV)

TPV is a durable rubber material that is chemical and abrasion resistant and remains flexible at low temperatures.

For more information on RoHS/WEEE Compliance, go online to: http://www.hellermann.tyton.com/rohs.asp

** UV Resistant = Material contains less than 2% carbon or a UV additive to improve UV resistance.*

Material Specifications

MATERIAL	CONTINUOUS OPERATING TEMPERATURE MAX.	CONTINUOUS OPERATING TEMPERATURE MIN.	TENSILE STRENGTH AT 73°F DRY AS MOLDED ASTM D-638 (PSI)	UL FLAME RATING	OXYGEN INDEX %	GAMMA RADIATION RESISTANCE	UV RESISTANCE	MILITARY, FEDERAL, ASTM AND FDA SPECIFICATIONS
Polyamide 6.6 - General Purpose (PA66)	185° F 85°C	-40° F -40° C	12,000	94V-2	28	1 x 10^5 Rads	Poor	ASTM D-4066PA0111 FDA CFR177.1500
Polyamide 6.6 - Heat Stabilized (PA66HS)	221°F 105°C	-40° F -40° C	12,000	94V-2	26	1 x 10^5 Rads	Poor	ASTM D-4066PA0121
***Polyamide 6.6 - UV resistant (PA66UV)**	185°F 85°C	-40°F -40°C	12,000	94V-2	26	1 x 10^5 Rads	Good	-
Polyamide 6.6 - 2% Carbon UV stabilized (OUV)	185°F 85°C	-40°F -40°C	12,000	94V-2	26	1 x 10^5 Rads	Excellent	ASTM D-4066PA0181 MS3367/8
Polyamide 6.6 - Flame Retardant (PA66VO)	185°F 85°C	-40°F -40°C	10,800	94V-0	34	1 x 10^5 Rads	Poor	ASTM D-4066PA0110
***Polyamide 6.6 - Impact Mod. Heat Stabilized, UV Resistant (PA66HIRHS)**	230°F 110°C	-40°F -40°C	9,500	94-HB	N/A	N/A	Very Good	ASTM D-4066PA0161
Polyamide 6.6 - Impact Modified (PA66HIR)	230°F 110°C	-40°F -40°C	8,800	94-HB	19	1 x 10^5 Rads	Good	ASTM D-4066PA0151
Polyamide 4.6 - Heat Stabilized (PA46)	275°F 135°C	-40°F -40°C	14,400	94V-2	27	9 x 10^6 Rads	Poor	ASTM D-4066PA0922
Polypropylene - Chemical Resistant (PP)	239°F 115°C	-40°F -40°C	3,400	94-HB	N/A	1 x 10^5 Rads	Good	ASTM D-4101PP0327
***Polyamide 12 - UV resistant (UV)**	176°F 80°C	-40°F -40°C	5,800	94-HB	N/A	1 x 10^5 Rads	Good	ASTM D-4066PA411
Ethlenterafluorineethylene Tefzel® (E/TFE)	302°F 150°C	-112°F -80°C	5,800	94V-0	30	2 x 10^8 Rads	Excellent	UL2043 ASTM D-3159 Type 1 Grade 1
Polyacetal (POM)	185°F 85°C	-40°F -40°C	6,500	94-HB	N/A	N/A	Excellent	-
Polyetheretherketone (PEEK)	500°F 260°C	-67°F -55°C	14,600	94V-0	24	1 x 10^9 Rads	Poor	21CFR 177.2415 EEC 93/9/EEC 151G
Thermoplastic Vulcanizate (TPV)	392°F 200°C	-50°F -45°C	n/a	94V-0	N/A	N/A	Excellent	-

** UV Resistant = Material contains less than 2% carbon or a UV additive to improve UV resistance.*

Material Performance Guide

ATTRIBUTE	POLYAMIDE 6.6 GENERAL PURPOSE	POLYAMIDE 6.6 HEAT STABILIZED	POLYAMIDE 6.6 UV RESISTANT	POLYAMIDE 6.6 - 2% CARBON UV RESISTANT	POLYAMIDE 6.6 FLAME RETARDANT V0	POLYAMIDE 6.6 IMPACT MODIFIED , HEAT STABILIZED UV RESISTANT	POLYAMIDE 6.6 HIGH IMPACT	POLYAMIDE 4.6 HEAT STABILIZED	POLYPROPYLENE	POLYAMIDE 12 UV RESISTANT	ETHLENTERAFLUORINE-ETHYLENE — E/TFE	POLYACETAL	PEEK	TPV
Tensile Strength	8	8	8	9	7	8	7	10	2	4	5	5	10	-
High Temperature	2	3	2	2	2	3	2	9	2	1	10	3	10	10
Flammability	5	5	5	5	10	2	2	5	2	2	10	2	10	2
UV Resistance	1	1	5	8	1	8	2	1	5	3	10	10	1	1
Radiation	3	3	3	3	3	3	3	6	3	3	8	3	10	-
Chemical Resistance	6	6	6	6	6	6	6	6	8	8	10	-	10	-
-Hydrocarbons	8	8	8	8	8	8	8	8	6	8	10	8	10	4
-Chlorinated Hydrocarbons	6	6	6	6	6	6	6	6	3	8	10	5	10	4
-Acids	2	2	2	2	2	2	2	2	8	5	10	8	5	8
-Bases	8	6	6	6	6	6	6	6	8	6	10	8	10	8
-Salts	3	3	3	3	3	3	3	3	10	8	10	8	10	8
Relative Cost	Low	Low	Med.	Med.	Med.	Med.	Med.	Med.	Med.	Med.	High	Med.	High	Med.

10 = Most Recommended 1= Least Recommended

Dual Swivel Saddle Spacer

DSWS4

These saddle spacers are installed between two bundles (such as wires, cables, hoses, tubing, conduit, etc.) to separate them and prevent chafing and wear. The mounts can be easily rotated by hand, allowing the bundles to be crossed and rotated at any angle. Cable ties, which secure the bundles, are used with the mounts. The dual swivel saddle spacers accommodate cable ties up to 1/2″ wide.

The "H" profile of the saddles allows for broad surface contact with the bundle, minimizing pinching and crushing of the bundle, and it accepts a wide range of bundle diameters from .25 inches to 3 inches.

The DSWS4 Dual Swivel Saddle Spacer provides a .7 inch (17.8 millimeter) separation between bundles. Friction tabs in the tie slots help hold the cable ties in place during assembly.

The DSWS4 is two-shot molded with polyacetal and polyamide 6.6 heat stabilized materials.

Material Data	
Material	**Polyacetal (POM)**
Operating Temperature	**-40 °F to +185 °F (-40 °C to +85 °C) continuous**
Flammability	**UL94 HB**

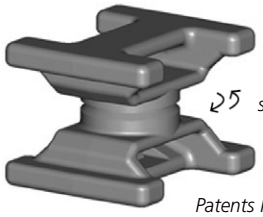

Patents Pending

Material Data	
Material	**Polyamide 6.6 heat stabilized (PA66HS)**
Operating Temperature	**-40 °F to +221 °F (-40 °C to +105 °C) continuous**
Flammability	**UL94 V2**

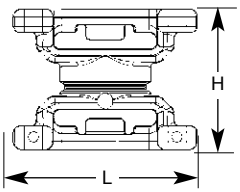

Product Selection

Article No.	Part No.	Type	Cable Tie Series	Bundle Ø in. (mm)	Minimum Extraction Strength lb. (N)	Length (L) in. (mm)	Width (W) in. (mm)	Height (H) in. (mm)	Color	Pkg. Qty.
151-06500	**151-06500**	DSWS4	T50 - T250	.25″ - 3″ (6.35 - 76.2)	100 lb. (445)	.93″ (23.6)	.8″ (20.3)	.71″ (18)	Black	2200
151-00644	**151-00644**	DSWS4	T50 - T250	.25″ - 3″ (6.35 - 76.2)	100 lb. (445)	.93″ (23.6)	.8″ (20.3)	.71″ (18)	Black	50

Dimensions are approximate and subject to technical changes. Use **Part No.** for ordering and **Type** for specification purposes.

Dual Swivel Saddle Spacer

DSWS5

These saddle spacers are installed between two bundles (such as wires, cables, hoses, tubing, conduit, etc.) to separate them and prevent chafing and wear. The spacers can be easily rotated by hand, allowing the bundles to be crossed and rotated at any angle. Cable ties, which secure the bundles, are used with the spacers.

The DSWS5 accepts bundle diameters ranging from .625 inches to 6 inches. The DSWS5 provides a .93 inch (23.6 millimeter) separation between bundles. The dual swivel saddle spacers accommodate cable ties up to 1/2″ wide.

Material Data	
Material	**Polyamide 6.6 heat stabilized (PA66HS)**
Operating Temperature	**-40 °F to +221 °F (-40 °C to +105 °C) continuous**
Flammability	**UL94 V2**

RoHS

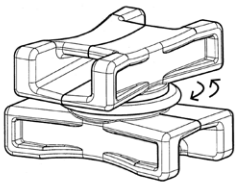

swivels

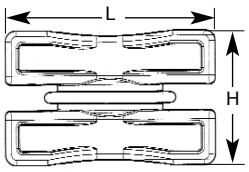

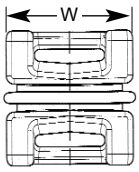

Product Selection

Article No.	Part No.	Type	Cable Tie Series	Bundle Ø in. (mm)	Length (L) in. (mm)	Width (W) in. (mm)	Height (H) in. (mm)	Color	Pkg. Qty.
151-06502	**DSWS50HSK2**	DSWS5	T50 - T250	.625″ - 6″ (15.8 - 152.4)	1.6″ (40.6)	1″ (25.4)	.93″ (23.6)	Black	50
151-06501	**DSWS50HSH1**	DSWS5	T50 - T250	.625″ - 6″ (15.8 - 152.4)	1.6″ (40.6)	1″ (25.4)	.93″ (23.6)	Black	500

Dimensions are approximate and subject to technical changes. Use **Part No.** for ordering and **Type** for specification purposes.

Dual Clamp Ties

HellermannTyton's dual clamp ties are designed to provide parallel separation between hoses, wires, cables and tubing, protecting them from abrasion. These ties have an optional mounting hole for securing bundles along the chassis of trucks, trailers, and heavy duty equipment. The unique, one-piece design features the dual head centered on the strap.

Available in two lengths, the dual clamp ties accommodate bundles ranging from .25 inches to 2.3 inches. The flexible wide straps minimize pinching of hoses and convoluted tubing. The straps are also releasable.

U.S. Patent Number 5,966,781

Material Data	
Material	**Polyamide 6.6 impact modified, Heat Stabilized, UV Resistant (PA66HIRHS)**
Operating Temperature	**-40 °F to +230 °F (-40 °C to +110 °C) continuous**
Flammability	**UL94 HB**

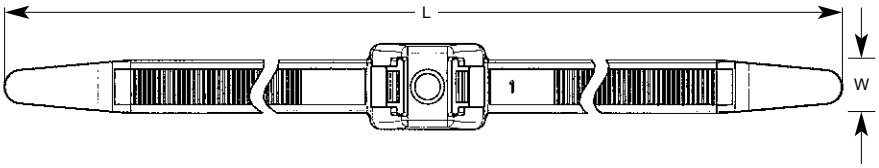

Product Selection

Article No.	Part No.	Type	Stud Ø in. (mm)	Min. Tensile Strength lbs. (N)	Length (L) in. (mm)	Max. Ø Bundle (each side) in. (mm)	Width (W) in. (mm)	Color	Pkg. Qty.
115-30900	**DCT90HIRK2**	DCT9	.25 ″ (6.35)	150 lbs (670)	13.0″ (331)	1.3″ (33.02)	.50″ (12.7)	Black	50
115-00034	**DCT90HIRC2**	DCT9	.25 ″ (6.35)	150 lbs (670)	13.0″ (331)	1.3″ (33.02)	.50″ (12.7)	Black	100
115-31100	**DCT110HIRK2**	DCT11	.25 ″ (6.35)	150 lbs (670)	19.2″ (489)	2.3″ (58.42)	.50″ (12.7)	Black	50
115-00033	**DCT110HIRC2**	DCT11	.25 ″ (6.35)	150 lbs (670)	19.2″ (489)	2.3″ (58.42)	.50″ (12.7)	Black	100

Installation tools - MK9, MK9HT, MK9P. Dimensions are approximate and subject to technical changes. Use **Part No.** for ordering and **Type** for specification purposes.

Standoff Mounting Dual Clamp Ties

HellermannTyton's standoff dual clamp tie offers the same features as the standard dual clamp tie with a standoff mount that secures the bundle away from the side of the frame rail, protecting the bundles from bolts and other protrusions.





Features

- Wide strap minimizes pinching of soft hoses & convoluted tubing
- Clamping rails increase circumferential grip on varying bundle diameters
- Locking stud mount pawls allow for easy hand insertion
- Nut or weld nesting counterbore provides flush mounting at the base
- Socket counterbore for fastening a nut provides added retention

Material Data	
Material	**Polyamide 6.6 impact modified, Heat Stabilized, UV Resistant (PA66HIRHS)**
Operating Temperature	**-40 °F to +230 °F (-40 °C to +110 °C) continuous**
Flammability	**UL94 HB**

RoHS

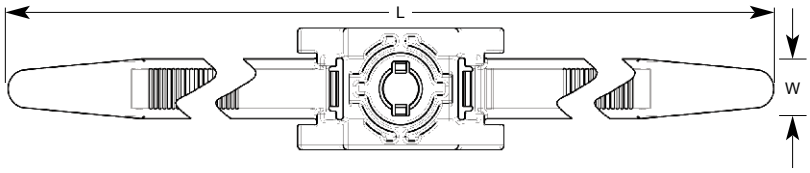

Product Selection

Article No.	Part No.	Type	Stud Ø in. (mm)	Min. Tensile Strength lbs. (N)	Length (L) in. (mm)	Max. Ø Bundle (each side) in. (mm)	Width (W) in. (mm)	Color	Pkg. Qty.
117-00012	**117-00012**	SDCTR312	.31″ (7.94)	100 lbs (445)	20.1″ (511)	2.3″ (58.42)	.50″ (12.7)	Black	250
157-00060	**157-00060**	SDCTL312	.31″ (7.94)	100 lbs (445)	26.1″ (663)	3.4″ (86.36)	.50″ (12.7)	Black	250

Installation tools - MK9, MK9HT, MK9P. Dimensions are approximate and subject to technical changes. Use **Part No.** for ordering and **Type** for specification purposes.

Double Head Ties

Double head ties create two loops that separate two bundles. They can also be used to secure a bundle to an existing fixing point.

Material Data	
Material	**Polyamide 6.6 (PA66)**
Operating Temperature	**-40 °F to +185 °F (-40 °C to +85 °C) continuous**
Flammability	**UL94 V2**

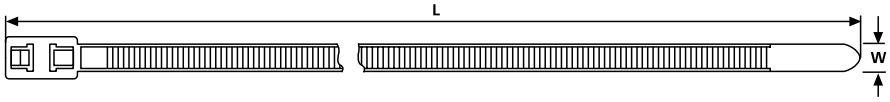

File# E64139

Product Selection

Article No.	Part No.	Type	Min. Tensile Strength lbs.	(N)	Length (L) in.	(mm)	Width (W) in.	(mm)	Color	Pkg. Qty.
T50SDH										
117-00016	**117-00016**	T50SDH	50 lbs	(225)	6.26″	(159)	.19″	(4.7)	Natural	100
117-00017	**117-00017**	T50SDH	50 lbs	(225)	6.26″	(159)	.19″	(4.7)		1000
117-00018	**117-00018**	T50SDH	50 lbs	(225)	6.26″	(159)	.19″	(4.7)	Black	100
117-00019	**117-00019**	T50SDH	50 lbs	(225)	6.26″	(159)	.19″	(4.7)		1000
T50RDH										
117-05006	**T50RDH9C2**	T50RDH	50 lbs	(225)	8.25″	(210)	.19″	(4.7)	Natural	100
117-05008	**T50RDH9M4**	T50RDH	50 lbs	(225)	8.25″	(210)	.19″	(4.7)		1000
117-05004	**T50RDH0C2**	T50RDH	50 lbs	(225)	8.25″	(210)	.19″	(4.7)	Black	100
117-05005	**T50RDH0M4**	T50RDH	50 lbs	(225)	8.25″	(210)	.19″	(4.7)		1000
T50IDH										
117-05302	**T50IDH9C2**	T50IDH	50 lbs	(225)	12″	(305)	.19″	(4.7)	Natural	100
117-05303	**T50IDH9M4**	T50IDH	50 lbs	(225)	12″	(305)	.19″	(4.7)		1000
117-05362	**T50IDH0C2**	T50IDH	50 lbs	(225)	12″	(305)	.19″	(4.7)	Black	100
117-05300	**T50IDH0M4**	T50IDH	50 lbs	(225)	12″	(305)	.19″	(4.7)		1000
T50LDH										
117-05402	**T50LDH9C2**	T50LDH	50 lbs	(225)	15.5″	(395)	.19″	(4.7)	Natural	100
117-05461	**T50LDH9M4**	T50LDH	50 lbs	(225)	15.5″	(395)	.19″	(4.7)		1000
117-05400	**T50LDH0C2**	T50LDH	50 lbs	(225)	15.5″	(395)	.19″	(4.7)	Black	100
117-05401	**T50LDH0M4**	T50LDH	50 lbs	(225)	15.5″	(395)	.19″	(4.7)		1000
T120RDH										
117-05501	**T120RDH0K2**	T120RDH	120 lbs	(535)	15.7″	(398)	.29″	(7.6)	Black	50
117-05500	**T120RDH0H4**	T120RDH	120 lbs	(535)	15.7″	(398)	.29″	(7.6)		500

Maximum bundle diameter is variable due to double loops. Installation tools - MK7, MK7HT, MK7P, MK9, MK9HT, MK9P. Dimensions are approximate and subject to technical changes. Use **Part No.** for ordering and **Type** for specification purposes.

Pipe and Hose Clips, PC-Series

Pipe and hose clips offer simple and secure installation of pipes or hoses to panels. These clips can be attached to the panel prior to installing the pipe or hose. Simply push the pipe into the clip for a firm and secure fixing. These parts can be connected together offering a greater choice of installation options.

Material Data	
Material	**Polyamide 6.6 (PA66)**
Operating Temperature	**-40 °F to +185 °F (-40 °C to +85 °C) continuous**
Flammability	**UL94 V2**

Material Data	
Material	**Polyamide 6.6 impact modified (PA66HIR)**
Operating Temperature	**-40 °F to +176 °F (-40 °C to +80 °C) continuous**
Flammability	**UL94 HB**

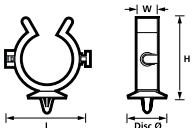

Product Selection

Article No.	Part No.	Type	Height (H) in. (mm)	Width (W) in. (mm)	Disc Ø in. (mm)	Max. Ø Bundle in. (mm)	Mounting Hole Ø in. (mm)	Max. Panel Thickness in. (mm)	Material	Color	Pkg. Qty.
151-00096	**151-00096**	IPC10AH	.72″ (18.4)	.39″ (10)	.87″ (22)	.49″ (12.5)	.25″ (6.3)	.06″ (1.6)	PA66HIR	Black	100
151-14130	**151-14130**	IPC13AH	.83″ (21)	.39″ (10)	.87″ (22)	.53″ (13.5)	.25″ (6.3)	.06″ (1.6)	PA66	Black	100
151-14500	**151-14500**	IPC15AH	.91″ (23)	.39″ (10)	.87″ (22)	.58″ (14.7)	.25″ (6.3)	.06″ (1.6)	PA66HIR	Black	100
151-14601	**151-14601**	IPC23AH	1.3″ (34)	.39″ (10)	.87″ (22)	.98″ (25)	.25″ (6.3)	.06″ (1.6)	PA66	Black	100

Use **Part No.** for ordering and **Type** for specification purposes.

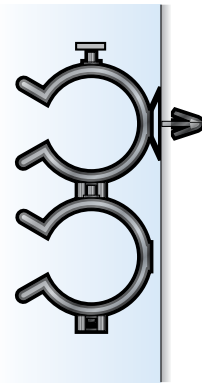

IPC AH Clip connected

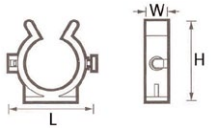

Product Selection

Article No.	Part No.	Type	Height (H) in. (mm)	Width (W) in. (mm)	Max. Ø Bundle in. (mm)	Material	Color	Pkg. Qty.
151-14400	**151-14400**	IPC10P	.59 (15)	.39 (10)	.49 (12.5)	PA66HIR	Black	100
151-14132	**151-14132**	IPC13P	.69 (17.4)	.39 (10)	.53 (13.5)	PA66	Black	100
151-14502	**151-14502**	IPC15P	.77 (19.5)	.39 (10)	.58 (14.7)	PA66HIR	Black	100
151-14603	**151-14603**	IPC23P	1.2 (30.5)	.39 (10)	.98 (25)	PA66	Black	100

Use **Part No.** for ordering and **Type** for specification purposes.

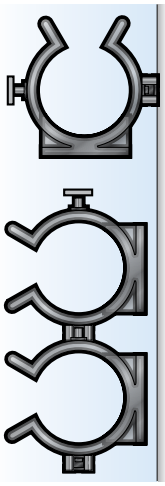

IPC P Clip connected

Automatic Harness Clips — Connectable

In addition to offering the same simple and secure method of attaching cables to panels as the non-connectable automatic harness clips, these products can be connected for additional installation flexibility.

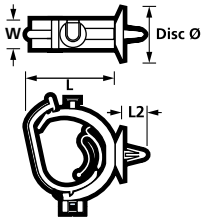

Material Data

Material	**Polyamide 6.6 impact modified, Heat Stabilized, UV Resistant (PA66HIRHS)**
Operating Temperature	**-40 °F to +230 °F (-40 °C to +110 °C) continuous**
Flammability	**UL94 HB**

RoHS

Product Selection

Article No.	Part No.	Type	Length (L) in. (mm)	Length (L2) in. (mm)	Width (W) in. (mm)	Disc Ø in. (mm)	Max. Ø Bundle in. (mm)	Mounting Hole Ø in. (mm)	Panel Thickness in. (mm) Min.	Panel Thickness in. (mm) Max.	Color	Pkg. Qty.
151-00378	**151-00378**	**IAHC3AH**	1.5″ (39)	.28″ (7)	.39″ (10)	.94″ (24)	1.1″ (28)	.24 - .26″ (6.2 - 6.7)	.02″ (.5)	.1″ (2.7)	Black	500
151-00211	**151-00211**	**IAHC4AH**	1.8″ (46)	.28″ (7)	.51″ (13)	.94″ (24)	1.4″ (36)	.24 - .26″ (6.2 - 6.7)	.02″ (.5)	.1″ (2.5)	Black	450

Use **Part No.** for ordering and **Type** for specification purposes.

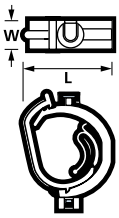

Product Selection

Article No.	Part No.	Type	Length (L) in. (mm)	Width (W) in. (mm)	Max. Ø Bundle in. (mm)	Color	Pkg. Qty.
151-00223	**151-00223**	**IAHC1T**	.91″ (23)	.39″ (10)	.51″ (13)	Black	1300
151-00199	**151-00199**	**IAHC2T**	1.18″ (30)	.39″ (10)	.79″ (20)	Black	700
151-00213	**151-00213**	**IAHC3T**	1.6″ (40)	.39″ (10)	1.1″ (28)	Black	400
151-00207	**151-00207**	**IAHC4T**	1.9″ (47)	.53″ (13.5)	1.4″ (36)	Black	1000
151-00195	**151-00195**	**IAHC5T**	2.24″ (57)	.53″ (13.5)	1.8″ (45)	Black	700

Use **Part No.** for ordering and **Type** for specification purposes.

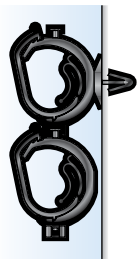

Elements AH and T connected.

Automatic Harness Clips — Non-connectable

These clips offer a simple and secure method of attaching cables to panels. They can be attached to the panel prior to installing the cables. Simply pushing the cable into place closes the clip and activates the automatic locking feature.

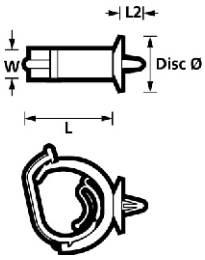

Material Data	
Material	**Polyamide 6.6 impact modified, Heat Stabilized, UV Resistant (PA66HIRHS)**
Operating Temperature	**-40 °F to +230 °F (-40 °C to +110 °C) continuous**
Flammability	**UL94 HB**

RoHS

Product Selection

Article No.	Part No.	Type	Length (L) in. (mm)	Length (L2) in. (mm)	Width (W) in. (mm)	Disc Ø in. (mm)	Max. Ø Bundle in. (mm)	Mounting Hole Ø in. (mm)	Min. Panel Thickness in. (mm)	Max. Panel Thickness in. (mm)	Color	Pkg. Qty.
151-00366	**151-00366**	AHC1AH	.98″ (25)	.28″ (7)	.39″ (10)	.79″ (20)	.51″ (13)	.24 - .26″ (6.2 - 6.7)	.02″ (.5)	.08″ (2)	Black	1500
151-00367	**151-00367**	AHC2AH	1.16″ (29.5)	.28″ (7)	.39″ (10)	.79″ (20)	.79″ (20)	.24 - .26″ (6.2 - 6.7)	.02″ (.5)	.08″ (2)	Black	900

Use **Part No.** for ordering and **Type** for specification purposes.

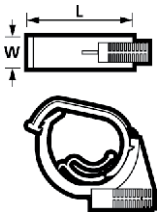

Product Selection

Article No.	Part No.	Type	Stud Ø in. (mm)	Length (L) in. (mm)	Width (W) in. (mm)	Max. Ø Bundle in. (mm)	Color	Pkg. Qty.
151-00206	**151-00206**	AHC2SS	.20″ (5)	1.24″ (31.5)	.39″ (10)	.79″ (20)	Black	1000

Use **Part No.** for ordering and **Type** for specification purposes.

Isolator

HellermannTyton's isolator mount is used to align and separate 1/4" tubing or brake lines. Easy to assemble, the isolator dampens vibrations and can be used with up to four brake lines. Mounting the isolator can be accomplished with HellermannTyton's standard cable ties, button head ties and any of HellermannTyton's heavy equipment mounts. Mounting is optional, but recommended for long runs. The isolator is durable, chemical and abrasion resistant, and remains flexible in low temperatures.

Material Data	
Material	**Thermoplastic Vulcanizate (TPV)**
Operating Temperature	**-50 °F to +329 °F (-45 °C to +200 °C) continuous**
Flammability	**UL94 HB**

RoHS

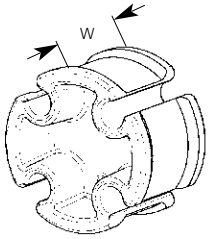

Product Selection

Article No.	Part No.	Type	Cable Tie Series	Max Bundle Ø in. (mm)	Mounting Ø in. (mm)	Overall Ø in. (mm)	Spacing Between Clips in. (mm)	Width (W) in. (mm)	Color	Pkg. Qty.
151-00455	**ISO4X250H1**	ISO4X250	T50 - T250	.25" (6.4)	1.34" (34)	1.44" (36.6)	.51" (13)	.92" (23.4)	Black	500

Dimensions are approximate and subject to technical changes. Use **Part No.** for ordering and **Type** for specification purposes.

Omega Clip Cable Ties

Omega Clip Cable Ties provide the opportunity to attach a wire or hose to an existing bundle. Offering a full range of orientations, the wire/hose can be oriented in any direction in relation to the main harness. The Omega Clip design is ideally suited for easing the application process on the production floor by allowing for an easy one-step snap fit of the harness assembly to the wire or hose.

Omega Clips secure cables to harnesses, hoses, or tubular frame rails.

Material Data - Cable Ties	
Material	**Polyamide 6.6 heat stabilized (PA66HS)**
Operating Temperature	**-40 °F to +221 °F (-40 °C to +105 °C) continuous**
Flammability	**UL94 V2**

Material Data - Omega Clips	
Material	**Polyamide 6.6 impact modified, heat stabilized, UV resistant (PA66HIRHS)**
Operating Temperature	**-40 °F to +230 °F (-40 °C to +110 °C) continuous**
Flammability	**UL94 HB**

Product Selection

Article No.	Part No.	Type	Tensile Strength lbs (N)	Length (L) in. (mm)	Maximum Bundle Ø in. (mm)	Attaches to Diameter in. (mm)	Color	Pkg. Qty.	Drawing
156-00036	**156-00036**	T50ROC1A	50 (225)	7.9 (200)	1.8 (45)	0.16 - 0.40 (4.0 - 10.0)	Black	500	
156-00306	**156-00306**	T50ROC1B	50 (225)	7.9 (200)	1.8 (45)	0.16 - 0.40 (4.0 - 10.0)	Black	500	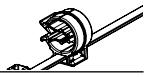
156-00134	**156-00134**	T50SVC OC10-14	50 (225)	6.0 (155)	1.4 (35)	.40 - .55 (10.0 - 14.0)	Black	500	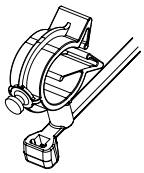
156-00135	**156-00135**	T50SVC OC15-18	50 (225)	6.0 (155)	1.4 (35)	.60 - .71 (15.0 - 18.0)	Black	500	
156-00136	**156-00136**	T50SVC OC19-24.5	50 (225)	6.0 (155)	1.4 (35)	.75-.96 (19.0 - 24.5)	Black	500	
156-00272	**156-00272**	T50SVC OC25-31	50 (225)	6.0 (155)	1.4 (35)	.98-1.22 (25.0 - 31.0)	Black	250	
156-00273	**156-00273**	T50SVC OC31-39	50 (225)	6.0 (155)	1.4 (35)	1.22 -1.54 (31.0 - 39.0)	Black	250	
156-00137	**156-00137**	T50SVC OC39-45	50 (225)	6.0 (155)	1.4 (35)	1.54 -1.77 (39.0 - 45.0)	Black	250	

Installation tools - MK7, MK7HT, MK7P, MK9, MK9HT, MK9P. Dimensions are approximate and subject to technical changes. Use **Part No.** for ordering and **Type** for specification purposes.

Wire Clamping Cable Ties

Wire Clamping Ties were designed as an innovative solution to mounting wire or cable harness assemblies to wire suspension frames found in seating applications. The clamp easily secures to the wire frame for a tight fit and is available in four different wire frame sizes and two separate orientations to provide both perpendicular and parallel routing. The wire clamp design is ideally suited for easing the application process on the production floor by allowing for an easy snap fit of the harness assembly to the wire frame.



Material Data

Material	**Polyamide 6.6 heat stabilized (PA66HS)**
Operating Temperature	**-40 °F to +221 °F (-40 °C to +105 °C) continuous**
Flammability	**UL94 V2**

Product Selection

Article No.	Part No.	Type	Tensile Strength lbs (N)	Length (L) in. (mm)	Maximum Bundle Ø in. (mm)	Attaches to Diameter in. (mm)	Color	Pkg. Qty.	Drawing
148-00089	**148-00089**	T50SOSWA1.8E	50 (225)	6 (150)	1.4 (35)	.07 (1.8)	Black	500	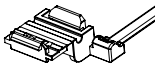
148-00088	**148-00088**	T50SOSWA2.0E	50 (225)	6 (150)	1.4 (35)	.09 (2.18)	Black	500	
148-00095	**148-00095**	T50SOSWA3.4E	50 (225)	6 (150)	1.4 (35)	.13 (3.4)	Black	500	
148-00092	**148-00092**	T50SOSWA4.3E	50 (225)	6 (150)	1.4 (35)	.17 (4.3)	Black	500	
148-00090	**148-00090**	T50SOSWB1.8E	50 (225)	6 (150)	1.4 (35)	.07 (1.8)	Black	500	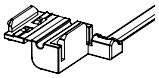
148-00093	**148-00093**	T50SOSWB2.0E	50 (225)	6 (150)	1.4 (35)	.09 (2.18)	Black	500	
148-00096	**148-00096**	T50SOSWB3.4E	50 (225)	6 (150)	1.4 (35)	.13 (3.4)	Black	500	
148-00091	**148-00091**	T50SOSWB4.3E	50 (225)	6 (150)	1.4 (35)	.17 (4.3)	Black	500	

Installation tools - MK7, MK7HT, MK7P, MK9, MK9HT, MK9P. Dimensions are approximate and subject to technical changes. Use **Part No.** for ordering and **Type** for specification purposes.

Wire and Hose Swivel Clip Ties

These simple to use inside serrated ties provide the opportunity to attach an additional wire or hose to an existing harness. Offering a full 360 degrees of rotation, the wire/hose can be oriented in any direction in relation to the main harness. It is ideally suited for any application in which the wire or hose can move in relation to the mounting point.



T50SVC rotates in any direction.

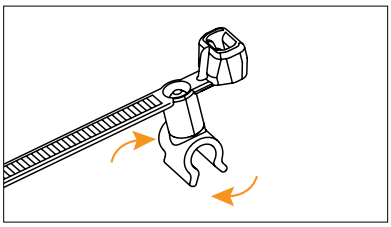

T50SVC4/T50SVC5



T50SVC6.5

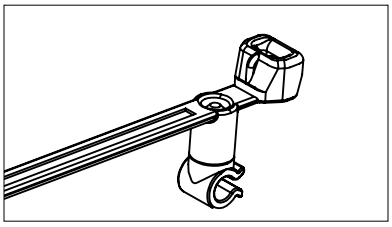

T50SVC3.5

Material Data	
Material	**Polyamide 6.6 heat stabilized (PA66HS)**
Operating Temperature	**-40 °F to +221 °F (-40 °C to +105 °C) continuous**
Flammability	**UL94 V2**

RoHS

Product Selection

Article No.	Part No.	Type	Tensile Strength lbs (N)	Hose Clip Ø in. (mm)	Maximum Bundle Ø in. (mm)	Length (L) in. (mm)	Width (W) in. (mm)	Color	Pkg. Qty.
156-00791	**156-00791**	T50SVC3.5	50 lbs (222)	.13 - .17 (3.4 - 3.6)	1.4 (35)	6.35 (163)	.18 (4.6)	Black	1000
156-00318	**156-00318**	T50SVC4	50 lbs (225)	.15 - .17 (3.8 - 4.2)	1.38 (35)	6.1 (155)	.19 (4.7)	Black Natural	500
155-31202	**155-31202**	T50SVCS	50 lbs (222)	.17 - .20 (4.5 - 5.2)	1.4 (35)	6.35 (163)	.18 (4.6)	Black	500
156-00155	**156-31202**	T50SVC6.5	50 lbs (222)	.26 - .32 (6.5 - 8.0)	1.38 (35)	6.1 (155)	.19 (4.7)	Black	500

Installation tools - MK7, MK7HT, MK7P, MK9, MK9HT, MK9P. Dimensions are approximate and subject to technical changes. Use **Part No.** for ordering and **Type** for specification purposes.

H-Mount Series

HellermannTyton's new H-mount product line offers a secure bundle mounting solution that utilizes existing frame bolts. H-mounts fasten to three bolt sizes: ½", ⅝" and ¾". The H-mounts have three bundle mounting locations, each accommodating ties up to ½" wide.

5

Application

The preferred mount method is to use the specially designed drill bit to spin the H-mount onto the bolt. The bit fits all ¼" drills and has tapered sides to secure the H-mount during installation.

Benefits

- The H-mounts utilize existing frame bolts which reduces component costs and improves installation time.
- The H-mounts have a top tie slot which allows the bundle to be positioned directly over the bolt, and two curved tie slots on the sides that minimize bundle abrasion and positions the bundles adjacent to the bolt yet away from the frame.

Material Data	
Material	**Polyamide 6.6 high impact modified, heat and UV stabilized (PA66HIRHSUV)**
Operating Temperature	**-40 °F to +230 °F (-40 °C to +110 °C) continuous**
Flammability	**UL94 HB**

RoHS

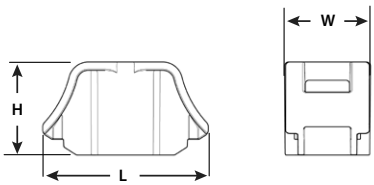

Product Selection

Article No.	Part No.	Type	Stud Bolt Size in. (mm)	Length (L) in. (mm)	Width (W) in. (mm)	Height (H) in. (mm)	Color	Pkg. Qty.
151-00812	**151-00812**	HM5	.5" (12.7)	1.97" (50.0)	1.02" (25.98)	1.1" (28.0)	Black	900
151-00813	**151-00813**	HM6	.625" (15.9)	1.97" (50.0)	1.02" (25.98)	1.1" (28.0)	Black	900
151-00814	**151-00814**	HM7	.75" (19.0)	1.97" (50.0)	1.02" (25.98)	1.1" (28.0)	Black	900

Dimensions are approximate and subject to technical changes. Use **Part No.** for ordering and **Type** for specification purposes.

904-00284

Accessory

Article No.	Part No.	Type	Color	Pkg. Qty.
904-00284	**904-00284**	HBIT	Black	1

H Bit in the H Mount

Heavy Duty Mounts

The heavy duty mount, when used with a cable tie, eliminates the need to carry multiple sizes of fixed bundle diameter clamps, which reduces inventory and purchasing costs while simplifying the assembly process.

The heavy duty mount and cable tie combination makes it easy to service bundles in the field. Simply remove the cable tie, leave the mount in place, and replace the cable tie.

The heavy duty mounts are designed for use with HellermannTyton's heavy duty T250, T255, and wide strap cable ties to harness wires and hoses; however, they accept all standard cable ties up to .5" wide.



U.S. Patent Number 5,820,083

Material Data	
Material	**Polyamide 6.6 impact modified, Heat Stabilized, UV Resistant (PA66HIRHS)**
Operating Temperature	**-40 °F to +230 °F (-40 °C to +110 °C) continuous**
Flammability	**UL94 HB**

RoHS

Standard Torque Mounts

These mounts contain a small tab inside the mounting hole to temporarily engage the threads, which allows assemblers to pre-install the mount on a stud before securing with a washer and a nut.

Product Selection

Article No.	Part No.	Type	Mounting in. (mm)	Max Torque lb. - in	Max Ø for Washer/ Socket in. (mm)	Length (L) in. (mm)	Width (W) in. (mm)	Color	Pkg. Qty.
151-00134	**HDM190HIRC2**	HDM19	.1875 (4.8)	115 lb. - in.	.73" (18.5)	1.43" (36.32)	.76" (19.3)	Black	100
151-00436	**HDM190HIRH4**	HDM19	.1875 (4.8)	115 lb. - in.	.73" (18.5)	1.43" (36.32)	.76" (19.3)	Black	500
151-00437	**HDM250HIRC2**	HDM25	.25" (6.4)	115 lb. - in.	.73" (18.5)	1.43" (36.32)	.76" (19.3)	Black	100
151-00438	**HDM250HIRH4**	HDM25	.25" (6.4)	115 lb. - in.	.73" (18.5)	1.43" (36.32)	.76" (19.3)	Black	500
151-00439	**HDM3120HIRC2**	HDM312	.3125" (8)	115 lb. - in.	.73" (18.5)	1.43" (36.32)	.76" (19.3)	Black	100
151-00440	**HDM3120HIRH4**	HDM312	.3125" (8)	115 lb. - in.	.73" (18.5)	1.43" (36.32)	.76" (19.3)	Black	500

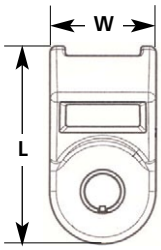

Dimensions are approximate and subject to technical changes. Use **Part No.** for ordering and **Type** for specification purposes.

Medium Torque Mounts

The arched "H" profile of the saddle surface allows for a broad surface contact with the bundle, minimizing pinching and crushing of the bundles, and adjusts to a wide variety of bundle diameters.

Product Selection

Article No.	Part No.	Type	Mounting in. (mm)	Max Torque lb. - ft.	Max Ø for Washer/ Socket in. (mm)	Length (L) in. (mm)	Width (W) in. (mm)	Color	Pkg. Qty.
151-00441	**HDM321HIHSUVC2**	HDM321	.3125" (8)	40 lb. - ft.	.90" (23)	1.8" (46)	.96" (24)	Black	100
151-07100	**HDM321HIHSUVH4**	HDM321	.3125" (8)	40 lb. - ft.	.90" (23)	1.8" (46)	.96" (24)	Black	500
151-00442	**HDM401HIHSUVC2**	HDM401	.375" (9.5)	40 lb. - ft.	.90" (23)	1.8" (46)	.96" (24)	Black	100
151-07300	**HDM401HIHSUVH4**	HDM401	.375" (9.5)	40 lb. - ft.	.90" (23)	1.8" (46)	.96" (24)	Black	500
151-00443	**HDM501HIHSUVC2**	HDM501	.5" (12.7)	40 lb. - ft.	.90" (23)	1.8" (46)	.96" (24)	Black	100
151-07500	**HDM501HIHSUVH4**	HDM501	.5" (12.7)	40 lb. - ft.	.90" (23)	1.8" (46)	.96" (24)	Black	500

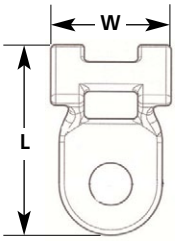

Dimensions are approximate and subject to technical changes. Use **Part No.** for ordering and **Type** for specification purposes.

High Torque Mounts

The high torque mount is designed for use with power-assisted impact wrenches and is molded with a metal bushing to withstand the forces required to tighten grade 8 bolts. The arched "H" profile of the saddle surface allows for a broad surface contact with the bundle, minimizing pinching and crushing of bundles, and it adjusts to a wide variety of bundle diameters.

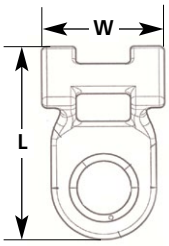

Product Selection

Article No.	Part No.	Type	Mounting in. (mm)	Max Torque lb. - ft.	Max Ø for Washer/ Socket in. (mm)	Length (L) in. (mm)	Width (W) in. (mm)	Color	Pkg. Qty.
151-00444	**HDM320BHIHSUVC2**	HDM320	.3125" (8)	114 lb. - ft.	.9" (23)	1.85" 47)	.99" (25)	Black	100
151-07000	**HDM320BHIHSUVH4**	HDM320	.3125" (8)	114 lb. - ft.	.9" (23)	1.85" 47)	.99" (25)	Black	500
151-00445	**HDM400BHISHUVC2**	HDM400	.375" (9.5)	114 lb. - ft.	1.26" (32)	1.85" 47)	.99" (25)	Black	100
151-07200	**HDM400BHIHSUVH4**	HDM400	.375" (9.5)	114 lb. - ft.	1.26" (32)	1.85" 47)	.99" (25)	Black	500
151-00446	**HDM500BHIHSUVC2**	HDM500	.5" (12.7)	114 lb. - ft.	1.26" (32)	1.85" 47)	.99" (25)	Black	100
151-07400	**HDM500BHIHSUVH4**	HDM500	.5" (12.7)	114 lb. - ft.	1.26" (32)	1.85" 47)	.99" (25)	Black	500

Dimensions are approximate and subject to technical changes. Use **Part No.** for ordering and **Type** for specification purposes.

High Torque Double Mount

This mount is designed for use with power-assisted impact wrenches and is molded with a metal bushing to withstand the forces required to tighten grade 8 bolts. The high torque double mount secures the bundle directly over the mounting fastener. The arched saddle surface allows for a broad surface contact with the bundle, minimizing pinching and crushing of the bundles, and accommodates a wide variety of bundle diameters.

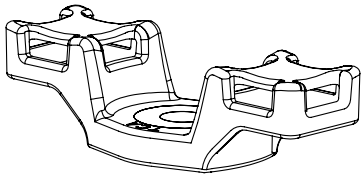

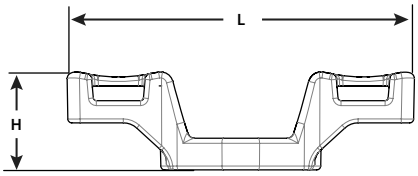

Product Selection

Article No.	Part No.	Type	Mounting in. (mm)	Max Torque lb. - ft.	Max Ø for Washer/ Socket in. (mm)	Length (L) in. (mm)	Height (H) in. (mm)	Color	Pkg. Qty.
151-00756	**151-00756**	HDM375	.375" (9.5)	114 lb. - ft.	1.27" (32.5)	3.43" (87)	.99" (25.2)	Black	100

Dimensions are approximate and subject to technical changes. Use **Part No.** for ordering and **Type** for specification purposes.

Weld Stud Mount

Used in conjunction with a cable tie, the weld stud mount eliminates all sizes of p-clamps, nuts, and bolts. Designed to significantly save time and labor, the weld stud mount can be welded onto a painted frame rail without having to grind the surface in preparation. Contact HellermannTyton for information on suitable welding equipment for this product.

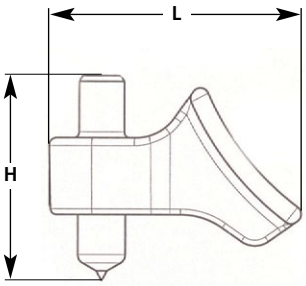

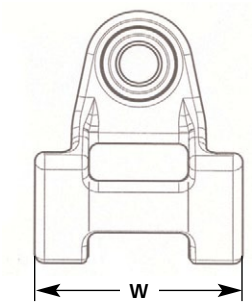

Material Data	
Material	**Polyamide 6.6 impact modified, Heat Stabilized, UV Resistant (PA66HIRHS)**
Operating Temperature	**-40 °F to +230 °F (-40 °C to +110 °C) continuous**
Flammability	**UL94 HB**

RoHS

Product Selection

Article No.	Part No.	Type	Cable Tie Series	Max Bundle Ø in. (mm)	Stud Ø in. (mm)	Length (L) in. (mm)	Width (W) in. (mm)	Height (H) in. (mm)	Color	Pkg. Qty.
151-00146	WSM60IMHSUVH1	WSM60	T50 - T250	6″ (152.4)	.24″ (6)	1.32″ (33.5)	1.07″ (27.2)	1.06″ (27)	Black	500

Dimensions are approximate and subject to technical changes. Use **Part No.** for ordering and **Type** for specification purposes.

Saddle Mount for the Button Head Tie

Designed to be used with HellermannTyton's button head ties, the saddle mount stands off bundles from frame rails, providing clearance from bolts and other protrusions for protection against abrasion. This mount also allows the flow-through of salt, dirt and other impurities from the road, preventing unwanted build-up on hoses and harnesses. The tie is snapped into the mount which allows the strap and tie assembly to be pre-installed on the frame rail or panel. The mount can secure three separate bundles, providing parallel spacing between the frame rail and adjacent bundles. The saddle mount is manufactured with a pilot bushing which prevents the cable tie from chafing against the burr edge of the mounting hole.

This product for use with the button head tie on p. 41

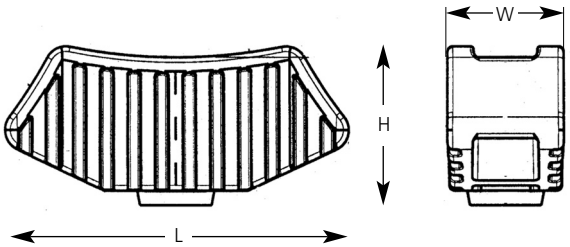

Material Data	
Material	**Polyamide 6.6 impact modified, Heat Stabilized, UV Resistant (PA66HIRHS)**
Operating Temperature	**-40 °F to +230 °F (-40 °C to +110 °C) continuous**
Flammability	**UL94 HB**

RoHS

Product Selection

Article No.	Part No.	Type	Mounting Hole Ø in. (mm)	Panel Thickness in. (mm)	Standoff Height in. (mm)	Length (L) in. (mm)	Width (W) in. (mm)	Height (H) in. (mm)	Max Bundle Ø Center in. (mm)	Max Bundle Ø Sides in. (mm)	Color	Pkg. Qty.
151-29301	**MSBT1200HIRHSH1**	MSBT120	.440″ - .820″ (11.18 - 20.83)	.160″ - .75″ (4.06 - 19.05)	.875″ (22.23)	1.90″ (48.3)	.65″ (16.5)	.81″ (20.6)	6.0″ (152.4)	1.0″ (25.4) (dependent upon size of center bundle)	Black	500

Dimensions are approximate and subject to technical changes. Use **Part No.** for ordering and **Type** for specification purposes.

Two Way Saddle Mounts

This saddle mount is installed between two bundles (such as wires, cables, hoses, tubing, conduit, etc.) to separate them and prevent chafing and wear. Fastened to a frame rail or mounting bracket, the "H" profile on the saddle mount provides a tight circumferential loop on large and small bundles. Cable ties, which secure the bundles, are used with the mount. The two way saddle mount accommodates cable ties up to 1/2" wide.

Material Data	
Material	**Polyamide 6.6 impact modified, Heat Stabilized, UV Resistant (PA66HIRHS)**
Operating Temperature	**-40 °F to +230 °F (-40 °C to +110 °C) continuous**
Flammability	**UL94 HB**

RoHS

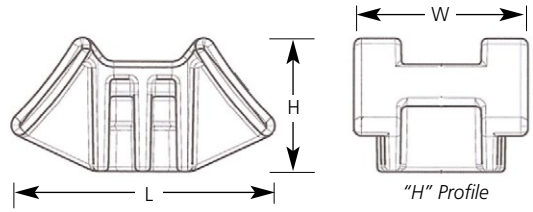

S2HM25

The hexagonal retention feature captures a bolt or nut requiring tool access from back side only.

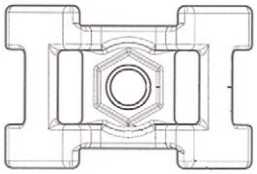

Product Selection

Article No.	Part No.	Type	Cable Tie Series	Max Bundle Ø (each side) in. (mm)	Stud Ø in. (mm)	Length (L) in. (mm)	Width (W) in. (mm)	Height (H) in. (mm)	Color	Pkg. Qty.
151-29403	**S2HM250HIRHSH1**	S2HM25	T50 - T250	3.5" (89)	.25" (6.35)	1.76" (44.8)	1.17" (29.7)	.90" (22.9)	Black	500

Dimensions are approximate and subject to technical changes. Use **Part No.** for ordering and **Type** for specification purposes.

S2CM25

A socket counterbore allows securing with a socket wrench from the top side for use with a weld stud or bolt.

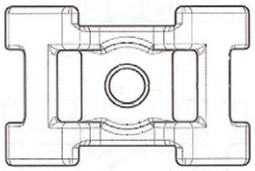

Product Selection

Article No.	Part No.	Type	Cable Tie Series	Max Bundle Ø (each side) in. (mm)	Stud Ø in. (mm)	Length (L) in. (mm)	Width (W) in. (mm)	Height (H) in. (mm)	Color	Pkg. Qty.
151-29400	**S2CM258HIRHSH1**	S2CM25	T50 - T250	3.5" (89)	.25" (6.35)	1.76" (44.8)	1.17" (29.7)	.90" (22.9)	Gray	500

Dimensions are approximate and subject to technical changes. Use **Part No.** for ordering and **Type** for specification purposes.

Axial Oval Mounts

HellermannTyton's axial oval mounts stand off bundles from frame rails and cross members to prevent them from rubbing and chafing. The axial oval mount accommodates cable ties up to .5" wide.



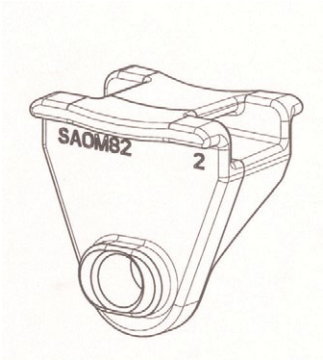

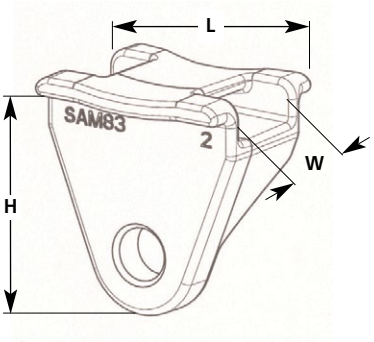

Material Data

Material	**Polyamide 6.6 impact modified, Heat Stabilized, UV Resistant (PA66HIRHS)**
Operating Temperature	**-40 °F to +230 °F (-40 °C to +110 °C) continuous**
Flammability	**UL94 HB**

RoHS

Product Selection

Article No.	Part No.	Type	Cable Tie Series	Bolt Hole Ø in. (mm)	Offset Distance from Mounting Slot in. (mm)	Length (L) in. (mm)	Width (W) in. (mm)	Height (H) in. (mm)	Color	Pkg. Qty.
151-29600	**SAM83HIRHSH1**	SAM83	T50 - T250	5/16" (8)	.78" (19.8)	1.35" (34.3)	1.02" (25.9)	1.39" (35.3)	Gray	500
151-29701	**SAOM820HIRHSH1**	SAOM82	T50 - T250	5/16" (8)	.78" (19.8)	1.35" (34.3)	1.02" (25.9)	1.39" (35.3)	Black	500

Dimensions are approximate and subject to technical changes. Use **Part No.** for ordering and **Type** for specification purposes.

Fir Tree Saddle Mounts

The fir tree saddle mount is designed for use with HellermannTyton cable ties up to 1/2″ wide. The saddle mounts act as a standoff, elevating bundles above bolt protrusions commonly found in frame rails and panels. A tension tab on the mount allows cable ties to be pre-assembled in a ready position prior to bundles being brought to the mount. The mount can secure up to 4 separate bundles, providing parallel spacing between the frame rail and adjacent bundles.

Patents Pending

Material Data	
Material	**Polyamide 6.6 impact modified, Heat Stabilized, UV Resistant (PA66HIRHS)**
Operating Temperature	**-40 °F to +230 °F (-40 °C to +110 °C) continuous**
Flammability	**UL94 HB**

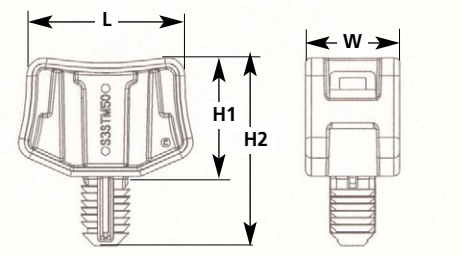

Product Selection

Article No.	Part No.	Type	Mounting Hole Ø in. (mm)	Panel Thickness in. (mm)	Extraction Force lbs.	Length (L) in. (mm)	Width (W) in. (mm)	Height (H1) in. (mm)	Height (H2) in. (mm)	Max Bundle Ø Center in. (mm)	Max Bundle Ø Sides in. (mm)	Color	Pkg. Qty.
151-29500	**S3STM500HIRHSC2**	S3STM50	.50″ (12.70)	.075″ - .515″ (1.91 - 13.08)	>200	1.98″ (50.29)	.86″ (21.84)	1.36″ (34.54)	2.16″ (54.86)	5.0″ (127.0)	5.0″ (127.0)	Black	100
151-29501	**S3STM500HIRHSF1**	S3STM50	.50″ (12.70)	.075″ - .515″ (1.91 - 13.08)	>200	1.98″ (50.29)	.86″ (21.84)	1.36″ (34.54)	2.16″ (54.86)	5.0″ (127.0)	5.0″ (127.0)	Black	250

Dimensions are approximate and subject to technical changes. Use **Part No.** for ordering and **Type** for specification purposes.

Bundling Clips

Bundling clips are designed to provide simple and easy methods of securing cable bundles, hoses, or pipes. They are fastened onto the tape bar using bundle or cable ties. The different fixing orientations allow tape clips to be used with a wide range of panel thicknesses and hole diameters. Standard bundling clips are available as well as standoff and stud mount versions.



Material Data	
Material	**Polyamide 6.6 heat stabilized (PA66HS)**
Operating Temperature	**-40 °F to +221 °F (-40 °C to +105 °C) continuous**
Flammability	**UL94 V2**

Material Data	
Material	**Polyamide 6.6 impact modified, heat stabilized, UV resistant (PA66HIRHS)**
Operating Temperature	**-40 °F to +230 °F (-40 °C to +110 °C) continuous**
Flammability	**UL94 HB**

Standard Bundling Clips

Standard bundling clips secure the bundle directly above the mounting hole.

Product Selection

Article No.	Part No.	Type	Tape Bar Length (L) in. (mm)	Panel Thickness Minimum in. (mm)	Panel Thickness Maximum in. (mm)	Mounting Hole Ø in. (mm)	Material	Color	Pkg. Qty.	Drawing
151-00663	**151-00663**	TC6FT6	1.55" (39.3)	.03" (.07)	.22" (5.7)	.24 - .27" (6.2 - 6.8)	PA66HIRHS	Black	2000	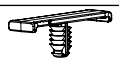
151-00651	**151-00651**	TC6FT6LG	1.55" (39.3)	.03" (.07)	.71" (18)	.24 - .27" (6.2 - 6.8)	PA66HIRHS	Natural	2000	
155-30802	**155-30802**	TC2FT6LG	2.17" (55)	.02" (0.6)	.2" (5.1)	.25 - .28" (6.5 - 7.0)	PA66HIRHS	Black	500	
150-95500	**150-95500**	TC5FT6S	1.46" (37)	.03" (0.75)	.06" (1.5)	.26 - .28" (6.5 - 7.0)	PA66HIRHS	Black	1000	
151-02901	**151-02901**	CHA2	2.13" (54)	.03" (0.8)	.08" (2)	.26 - .28" (6.5 - 7.0)	PA66	Black	500	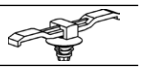
151-00605	**151-00605**	TCOP6 2x122	2.17" (55)	.02" (.6)	.24" (6)	.24 x .48" (6.2 x 12.2)	PA66HIRHS	Black	5000	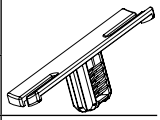
151-00029	**151-00029**	TCOP7 0x120	2.17" (55)	.02" (.6)	.24" (6)	.28 x .47" (7.0 x 12)	PA66HIRHS	Black	5000	
155-11601	**155-11601**	CLIP	2.17" (55)	.06" (1.5)	.12" (3.0)	.25 .28" (6.3 - 7.0)	PA66HIRHS	Black	500	
150-08110	**150-08110**	CHA1	2.13" (54)	.02" (.05)	.05" (1.2)	.25 .28" (6.3 - 7.0)	PA66	Black	500	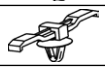
151-00790	**151-00790**	BCOW FT6M	1.46" (37)	.02" (.6)	.14" (3.5)	.26 - .28" (6.5 - 7.0)	PA66HIRHS	Black	2000	
102-69068	**102-69068**	ATSBC2 KSFT6,5	1.5" (39)	.06" (1.7)	.09" (2.3)	.25 - .27" (6.3 - 6.7)	PA66HIRHS	Black	500	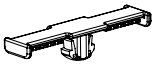
102-69067	**102-69067**	ATSBC2 KSFT6,5	1.5" (39)	.03" (.7)	.05" (1.3)	.25 - .27" (6.3 - 6.7)	PA66HIRHS	Black	500	

Dimensions are approximate and subject to technical changes. Use **Part No.** for ordering and **Type** for specification purposes.

Bundling Clips (*continued*)

Standoff Bundling Clips

Standoff bundling clips secure the bundle away from the mounting hole.

Product Selection

Article No.	Part No.	Type	Tape Bar Length (L) in. (mm)	Panel Thickness Minimum in. (mm)	Panel Thickness Maximum in. (mm)	Distance Hole to Bundle in. (mm)	Mounting Hole Ø in. (mm)	Material	Color	Pkg. Qty.	Drawing
151-00623	**151-00623**	SOCH FT6	2.2" (56)	.03" (0.7)	.22" (5.7)	1.2" (31)	.25 - .27" (6.3 - 6.9)	PA66HIRHS	Black	1500	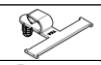
151-00629	**151-00629**	SOCH FT6	2.2" (56)	.03" (0.7)	.22" (5.7)	1.2" (31)	.25 - .27" (6.3 - 6.9)	PA66HIRHS	Black	1500	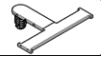
151-00650	**151-00650**	SOC8 FT6	2.4" (61)	.03" (0.7)	.22" (5.7)	.88" (22.4)	.24 - .27" (6.2 - 6.8)	PA66HIRHS	Natural	1500	
155-30902	**155-30902**	SOC4 M.FT6	2.2" (55)	.03" (0.7)	0.2" (5.1)	.79" (20)	.26 - .28" (6.5 - 7.0)	PA66HIRHS	Black	500	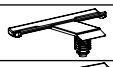
151-00074	**151-00074**	SOC4 M.FT6	2.2" (55)	.03" (0.7)	0.2" (5.1)	.51" (13)	.26 - .28" (6.5 - 7.0)	PA66HIRHS	Black	500	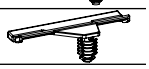
150-09201	**150-09201**	COW2 0DP7	1.7" (42)	.03" (0.8)	.18" (4.5)	.79" (20)	.25 - .28" (6.3 - 7.0)	PA66	Brown	500	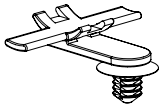
151-00080	**151-00080**	COW3 0DP7	1.7" (42)	.03" (0.8)	.18" (4.5)	1.2" (30)	.25 - .28" (6.3 - 7.0)	PA66HS	Black	500	
151-00665	**151-00665**	SOC8 FT6LG	1.6" (40)	.03" (0.7)	.23" (5.75)	.276" (7)	.26 - .28" (6.5 - 7.0)	PA66HIRHS	Black	1000	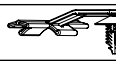
155-01600	**155-01600**	STAND-OFF CLIP	1.6" (40)	.02" (0.4)	.06" (1.6)	.98" (25)	.26 - .27" (6.5 - 6.8)	PA66HIRHS	Black	500	
150-45397	**150-45397**	STAND-OFF CLIP	1.6" (40)	.02" (0.4)	.06" (1.6)	1.2" (31)	.26 - .27" (6.5 - 6.8)	PA66HIRHS	Black	500	
151-02600	**151-02600**	CH20D7	2.0" (50)	.03" (0.8)	.06" (1.6)	.79" (20)	.28" (7.0)	PA66	Black	100	
151-00903	**151-00903**	SOC10 FT6LG	2.3" (58)	.02" (.6)	.24" (6.7)	.58" (14.5)	.24 - .27" (6.1 - 6.9)	PA66HIRHS	Natural	3000	
151-00932	**151-00932**	SOC11 FTOVAL	2" (50)	.02" (.06)	.27" (6.8)	.79" (20)	.26 x .49" (6.5 x 12.5)	PA66HIRHS	Natural	3000	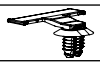
151-00282	**151-00282**	SOC1 0405	2.2" (55)	.03" (0.7)	.14" (3.5)	.79" (20)	.25 - .26" (6.3 - 6.7)	PA66HIRHS	Black	500	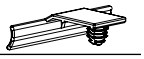

Dimensions are approximate and subject to technical changes. Use **Part No.** for ordering and **Type** for specification purposes.

Stud Mount Bundling Clips

Stud mount bundling clips are easily inserted onto welded studs to secure the bundle.

Product Selection

Article No.	Part No.	Type	Length (L) in. (mm)	Recommended Weld Stud Size in. (mm)	Distance Weld Stud to Bundle in. (mm)	Material	Color	Pkg. Qty.	Drawing
151-00664	**151-00664**	BCOS5	2.3" (59)	.2" (5)	–	PA66HIRHS	Black	500	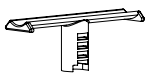
151-00281	**151-00281**	BCOS6	2.3" (59)	.24" (6)	–	PA66HIRHS	Black	500	
151-26101	**151-26101**	TCSB5C-SD	2.2" (55)	.2" (5)	.49" (12.5)	PA66HS	Black	500	
151-00017	**151-00017**	Tape Bar	2.2" (55)	.2" (5)	.90" (22.8)	PA66HIRHS	Black	500	
151-00016	**151-00016**	BC30	2.2" (55)	.2" (5)	1.9" (30)	PA66HIRHS	Black	500	

Dimensions are approximate and subject to technical changes. Use **Part No.** for ordering and **Type** for specification purposes.

Connector Clips

Connector Clips are initially installed onto the appropriate mating connector found on a wire or cable harness assembly. The connector is then secured to the attachment surface using the connector clip mount. The attachment surface can be a hole, edge, stud, or even another harness assembly depending on the connector clip mount being used.

Material Data	
Material	**Polyamide 6.6 heat stabilized (PA66)**
Operating Temperature	**-40 °F to +185 °F (-40 °C to +85 °C) continuous**
Flammability	**UL94 V2**

Material Data	
Material	**Polyamide 6.6 impact modified, heat stabilized, UV resistant (PA66HIRHS)**
Operating Temperature	**-40 °F to +230 °F (-40 °C to +110 °C) continuous**
Flammability	**UL94 HB**

Product Selection

Article No.	Part No.	Type	Panel Thickness Minimum in. (mm)	Panel Thickness Maximum in. (mm)	Mounting Hole Ø in. (mm)	Material	Color	Pkg. Qty.	Drawing
151-00785	**151-00785**	CCFT6LG	.03" (.07)	.16" (4.0)	.24 - .26" (6.0 - 6.7)	PA66HIRHS	Black	5000	
151-00786	**151-00786**	CCFT6XLG	.03" (.07)	.43" (11.0)	.24 - .26" (6.0 - 6.7)	PA66HIRHS	Black	5000	
151-00775	**151-00775**	CCSFT6.5	.07" (1.7)	.09" (2.3)	.24 - .26" (6.0 - 6.7)	PA66HIRHS	Black	5000	
155-32602	**155-32602**	FT6LG.M.ST. AUFN.II	.03" (.075)	.20" (5.0)	.26 - .28" (6.5 - 7.0)	PA66HIRHS	Black	500	

Dimensions are approximate and subject to technical changes. Use **Part No.** for ordering and **Type** for specification purposes.

Connector Clips (*continued*)

Product Selection

Article No.	Part No.	Type	Panel Thickness Minimum in. (mm)	Panel Thickness Maximum in. (mm)	Mounting Hole Ø in. (mm)	Material	Color	Pkg. Qty.	Drawing
155-30702	**155-30702**	FT6LG.YAZ. CONNECT-TS	.03" (.07)	.20" (5.1)	.25 - .28" (6.3 - 7.0)	PA66HIRHS	Black	500	
151-00925	**151-00925**	CCOVAL	.02" (0.6)	.24" (6.0)	.24 x .48" (6.2 x 12.2)	PA66HIRHS	Black	5000	
151-00765	**151-00765**	CC09	.02" (0.6)	.25" (6.35)	.35 x .67" (9.0 x 17.0)	PA66HIRHS	Black	1000	
151-00704	**151-00704**	YCCFT82x185	.06" (1.5)	.18" (4.5)	.322 x .728" (8.5 x 18.5)	PA66HIRHS	Black	1000	
151-00675	**151-00675**	YCCKSFT6.5	.03" (.07)	.05" (1.3)	.25 - .26" (6.3 - 6.7)	PA66HIRHS	Black	500	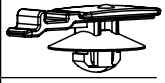
151-00792	**151-00792**	YCCKSFT 6.5-PT1.7-2.3	.07" (1.7)	.09" (2.3)	.25 - .26" (6.3 - 6.7)	PA66HIRHS	Black	500	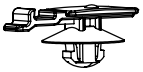
151-00835	**151-00835**	YCCKSFT62x122 PT0.7-1.3	.03" (.07)	.05" (1.3)	.24 x .48" (6.2 x 12.2)	PA66HS	Black	10000	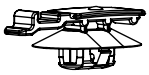
151-00836	**151-00836**	YCCKSFT62x122 PT1.7-2.3	.07" (1.7)	.09" (2.3)	.24 x .48" (6.2 x 12.2)	PA66HS	Black	10000	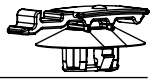
151-00833	**151-00833**	YCCKSFT62x122 PT0.7-1.3 90	.03" (.07)	.05" (1.3)	.24 x .48" (6.2 x 12.2)	PA66HS	Black	10000	
151-00834	**151-00834**	YCCKSFT62x12 2PT1.7-2.3 90	.07" (1.7)	.09" (2.3)	.24 x .48" (6.2 x 12.2)	PA66HS	Black	10000	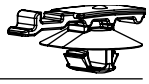
151-00513	**151-00513**	YCCSFT 62122	.02" (.06)	.04" (1.0)	.24 x .48" (6.2 x 12.2)	PA66HIRHS	Black	500	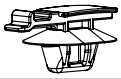
155-31102	**155-31102**	YAZ-CONN-TAPE-CLIP	–	–	–	PA66HS	Black	500	
156-00507	**156-00507**	T50RYCCA	–	–	–	PA66HS PA66HIRHS	Black	100	
156-00521	**156-00521**	T50RYCCB	–	–	–	PA66HS PA66HIRHS	Black	100	
155-36002	**155-36002**	STECKERHALTER SITZ	.02" (0.6)	.12" (3.0)	.26 - .28" (6.7 - 7.0)	PA66HIRHS	Black	1000	
155-03800	**155-03800**	FT6 LG-AMP	.03" (.07)	.24" (6.0)	.26 x .28" (6.7 - 7.0)	PA66HIRHS	Black	500	
151-00429	**151-00429**	EC42	.06" (1.5)	.16" (4.0)	–	PA66HIRHS	Black	500	
151-00430	**151-00430**	EC43	.06" (1.5)	.16" (4.0)	–	PA66HIRHS	Black	500	

Mounting Cradle

The mounting cradle holds cables and harnesses secure yet clear of the panel surface. This cradle is for use with HellermannTyton cable ties.

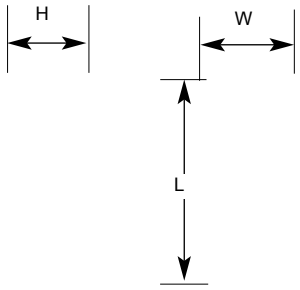

Material Data	
Material	**Polyamide 6.6 (PA66)**
Operating Temperature	**-40 °F to +185 °F (-40 °C to +85 °C) continuous**
Flammability	**UL94 V2 (excluding adhesive)**

RoHS

Product Selection

Article No.	Part No.	Type	Cable Tie Series	Length (L) in. (mm)	Width (W) in. (mm)	Height (H) in. (mm)	Mounting Hole Ø in. (mm)	Color	Pkg. Qty.
151-27010	**151-27010**	**LKC**	T50 - T250	.98″ (76.2)	.67″ (17)	.53″ (13.5)	.21″ (8)	Black	100
151-27019	**151-27019**	**LKC**	T50 - T250	1.6″ (40)	.75″ (19)	.66″ (16.8)	.21″ (8)	Natural	100
151-27219	**151-27219**	**LKCSF1**	T50 - T250	1.6″ (40)	.75″ (19)	.66″ (16.8)	.23″ (6)	Natural	100
151-27202	**151-27202**	**LKCSF1**	T50 - T250	1.6″ (40)	.75″ (19)	.66″ (16.8)	.23″ (6)	Black	100

Dimensions are approximate and subject to technical changes. Use **Part No.** for ordering and **Type** for specification purposes.

Lashing Tie Mounts

The lashing tie mount is designed to snap into the T250 lashing tie. The tie head is assembled perpendicular to the mount. The strap is parallel to the mount when inserted into the head. The lashing tie mount is recommended for indoor or outdoor wall mount cable applications.

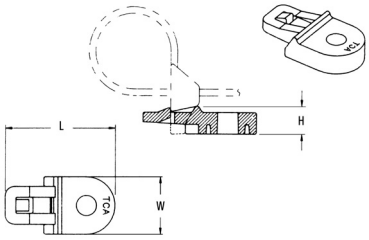

Material Data	
Material	**Polyamide 6.6 UV-resistant (PA66UV)**
Operating Temperature	**-40 °F to +185 °F (-40 °C to +85 °C) continuous**
Flammability	**UL94 V2**

RoHS

Product Selection

Article No.	Part No.	Type	Cable Tie Series	Mounting	Width (W) in. (mm)	Length (L) in. (mm)	Height (H) in. (mm)	Color	Pkg. Qty.
151-00358	**LTM2500C2**	LTM250	T250	.25″ screw	.733″ (18.62)	1.46″ (37.08)	.378″ (9.60)	Black	100
151-00293	**LTM2500H4**	LTM250			.733″ (18.62)	1.46″ (37.08)	.378″ (9.60)	Black	500

Dimensions are approximate and subject to technical changes. Use **Part No.** for ordering and **Type** for specification purposes.

Fir Tree Mount Tube Clip

Designed to offer a durable single-hole mounting, this tube clip allows the installer to insert the fir tree with minimal force while providing a secure hold.



Material Data	
Material	**Polyamide 6.6 impact modified (PA66HIR)**
Color	**Black**
Operating Temperature	**-40 °F to +110 °F (-40 °C to +230 °C) continuous**
Flammability	**UL94 HB**

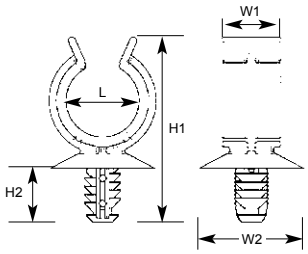

Product Selection

Article No.	Part No.	Type	Dimensions in. (mm) H1	H2	W1	W2	L	Mounting Hole Ø in. (mm)	Panel Thickness in. (mm)	Color	Pkg. Qty.
151-14303	**PC15FT7**	**PC15FT7**	1.07″ (27.1)	.44″ (11.1)	.47″ (12)	.85″ (21.6)	.62″ (15.7)	.25″ (6.5)	.12″ (3.055)	Black	100

Dimensions are approximate and subject to technical changes. Use **Part No.** for ordering and **Type** for specification purposes.

C Clip with Fir Tree Mount

The SC6.6 is designed for quick installation of cables to frames or rails. The unique fir tree design allows for easy insertion of the clip into a pre-drilled hole. Once installed, the cable can be quickly snapped in place for a secure fit. The SC6.6 is made of our durable impact modified, heat/UV stabilized PA6/6 material.

Material Data	
Material	**Polyamide 6.6 high impact modified, heat and UV stabilized (PA66HIRHSUV)**
Operating Temperature	**-40 °F to +230 °F (-40 °C to +110 °C) continuous**
Flammability	**UL94 HB**

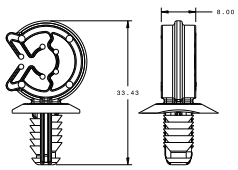

Product Selection

Article No.	Part No.	Type	Panel Thickness Minimum in. (mm)	Panel Thickness Maximum in. (mm)	Bundle Ø Maximum in. (mm)	Mounting Hole Ø in. (mm)	Material	Color	Pkg. Qty.
151-00927	**151-00927**	SC6.6	.03" (.70)	.25" (6.35)	.30" (7.6)	.26" (6.6)	PA66HIRHSUV	Black	100

Dimensions are approximate and subject to technical changes. Use **Part No.** for ordering and **Type** for specification purposes.

Cable Guide Standoff

Designed to offer a durable single-hole mounting, this tube clip allows the installer to insert the fir tree with minimal force while providing a secure hold.



Material Data	
Material	**Polyamide 6.6 impact modified, heat stabilized, UV resistant (PA66HIRHS)**
Operating Temperature	**-40 °F to +230 °F (-40 °C to +110 °C) continuous**
Flammability	**UL94 HB**

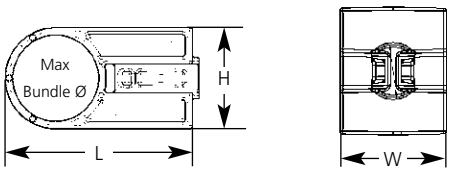

Product Selection

Article No.	Part No.	Type	Max Bundle Ø in. (mm)	Length (L) in. (mm)	Width (W) in. (mm)	Height (H) in. (mm)	Color	Pkg. Qty.
151-00006	**151-00006**	CGS1	1.02″ (25.9)	2.23″ (56.6)	1.00″ (25.4)	1.20″ (30.5)	Black	250

Dimensions are approximate and subject to technical changes. Use **Part No.** for ordering and **Type** for specification purposes.

This product for use with the button head tie on p. 34

Cable Tie Mounts

The CTM series is designed to provide stability to wire bundles. These mounts can accommodate miniature, intermediate, or standard cross-section cable ties. Each mount is secured with a single screw.



Material Data	
Material	**Polyamide 6.6 (PA66)**
Operating Temperature	**-40 °F to +185 °F (-40 °C to +85 °C) continuous**
Flammability	**UL94 V2**

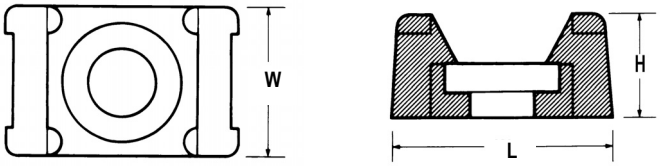

File# E64139

Product Selection

Article No.	Part No.	Type	Cable Tie Series	Mounting	Length (L) in. (mm)	Width (W) in. (mm)	Height (H) in. (mm)	Color	Pkg. Qty.
151-30303	**CTM010C2**	CTM0	T18 - T50	# 6 Screw	.578″ (14.68)	.375″ (9.52)	.266″ (6.76)	White	100
151-30305	**CTM010M4**				.578″ (14.68)	.375″ (9.52)	.266″ (6.76)	White	1000
151-30300	**CTM00C2**				.578″ (14.68)	.375″ (9.52)	.266″ (6.76)	Black	100
151-30301	**CTM00M4**				.578″ (14.68)	.375″ (9.52)	.266″ (6.76)	Black	1000
151-30404	**CTM110C2**	CTM1		# 8 Screw	.579″ (14.71)	.370″ (9.40)	.266″ (6.76)	White	100
151-30406	**CTM110M4**				.579″ (14.71)	.370″ (9.40)	.266″ (6.76)	White	1000
151-30400	**CTM10C2**				.579″ (14.71)	.370″ (9.40)	.266″ (6.76)	Black	100
151-30402	**CTM10M4**				.579″ (14.71)	.370″ (9.40)	.266″ (6.76)	Black	1000
151-30504	**CTM210C2**	CTM2	T18 -T120		.857″ (21.77)	.605″ (15.37)	.372″ (9.45)	White	100
151-30506	**CTM210M4**				.857″ (21.77)	.605″ (15.37)	.372″ (9.45)	White	1000
151-30500	**CTM20C2**				.857″ (21.77)	.605″ (15.37)	.372″ (9.45)	Black	100
151-30501	**CTM20M4**				.857″ (21.77)	.605″ (15.37)	.372″ (9.45)	Black	1000
151-30605	**CTM310C2**	CTM3		#10 Screw	.858″ (21.79)	.609″ (15.47)	.374″ (9.50)	White	100
151-30607	**CTM310M4**				.858″ (21.79)	.609″ (15.47)	.374″ (9.50)	White	1000
151-30600	**CTM30C2**				.858″ (21.79)	.609″ (15.47)	.374″ (9.50)	Black	100
151-30603	**CTM30M4**				.858″ (21.79)	.609″ (15.47)	.374″ (9.50)	Black	1000
151-30703	**CTM410C2**	CTM4		.25″ Screw	.864″ (21.95)	.616″ (15.65)	.372″ (9.45)	White	100
151-30705	**CTM410M4**				.864″ (21.95)	.616″ (15.65)	.372″ (9.45)	White	1000
151-30700	**CTM40C2**				.864″ (21.95)	.616″ (15.65)	.372″ (9.45)	Black	100
151-30702	**CTM40M4**				.864″ (21.95)	.616″ (15.65)	.372″ (9.45)	Black	1000

Dimensions are approximate and subject to technical changes. Use **Part No.** for ordering and **Type** for specification purposes.

Cable Tie Mounting Bases

HellermannTyton's 4-way mounting bases are available in four sizes to accommodate T18 through T150 series cable ties. Insertion of ties can be made from all four sides. Each mount may be secured with two screws (four screws for the MB2.5 mount), with adhesive backing, or both, for ease of application and stability.

For applications where higher temperatures, certain chemicals, or UV radiation are a concern and an adhesive is the preferred method for securing, the acrylic adhesive 4-way mounting bases are recommended. The 2-way mounting bases may be secured with one screw, with adhesive backing, or both, and allow ties to be inserted from two sides.



Adhesive mounts are supplied in pairs connected together on an adhesive liner.

Material Data	
Material	**Polyamide 6.6 heat stabilized (PA66)**
Operating Temperature	**-40 °F to +185 °F (-40 °C to +85 °C) continuous**
Flammability	**UL94 V2**

RoHS

Material Data	
Material	**Polyamide 6.6 impact modified, heat stabilized, UV resistant (PA66HIRHS)**
Operating Temperature	**-40 °F to +230 °F (-40 °C to +110 °C) continuous**
Flammability	**UL94 HB**

RoHS

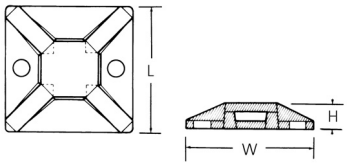

4-way, MB3, MB4 and MB5 mounts

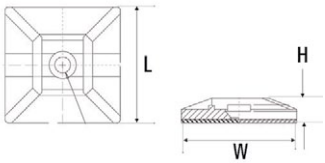

2-way mount

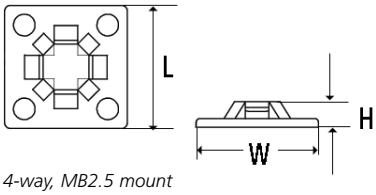

4-way, MB2.5 mount

File# E64139

Cable Tie Mounting Bases - Screw Mount

Product Selection

Article No.	Part No.	Type	Cable Tie Series	Mounting	Length (L) in. (mm)	Width (W) in. (mm)	Height (H) in. (mm)	Color	Pkg. Qty.
2- Way Screw Mount									
151-29104	**MB4SH10C2**	MB4SH	T18 - T50	# 6 Screw	1.115″ (28.32)	1.115″ (28.32)	.202″ (5.13)	White	100
151-00323	**MB4SH10H4**	MB4SH			1.115″ (28.32)	1.115″ (28.32)	.202″ (5.13)	White	500
151-29100	**MB4SH0C2**	MB4SH			1.115″ (28.32)	1.115″ (28.32)	.202″ (5.13)	Black	100
151-29101	**MB4SH0H4**	MB4SH			1.115″ (28.32)	1.115″ (28.32)	.202″ (5.13)	Black	500
4- Way Screw Mount									
151-28901	**MB2.510C2**	MB2.5	T18	# 3 Screw	.625″ (15.88)	.625″ (15.88)	.130″ (3.3)	White	100
151-28902	**MB2.510M4**	MB2.5			.625″ (15.88)	.625″ (15.88)	.130″ (3.3)	White	1000
151-00285	**MB2.50C2**	MB2.5			.625″ (15.88)	.625″ (15.88)	.130″ (3.3)	Black	100
151-00286	**MB2.50M4**	MB2.5			.625″ (15.88)	.625″ (15.88)	.130″ (3.3)	Black	1000
151-28302	**MB310C2**	MB3	T18, T30	#4 Screw	.75″ (19.0)	.75″ (19.0)	.15″ (3.8)	White	100
151-28305	**MB310M4**	MB3			.75″ (19.0)	.75″ (19.0)	.15″ (3.8)	White	1000
151-00136	**MB30C2**	MB3			.75″ (19.0)	.75″ (19.0)	.15″ (3.8)	Black	100
151-28301	**MB30M4**	MB3			.75″ (19.0)	.75″ (19.0)	.15″ (3.8)	Black	1000
151-28802	**MB410C2**	MB4	T18 - T50	#8 Screw	1.12″ (28.5)	1.12″ (28.5)	.19″ (4.8)	White	100
151-00319	**MB410H4**	MB4			1.12″ (28.5)	1.12″ (28.5)	.19″ (4.8)	White	500
151-00320	**MB40C2**	MB4			1.12″ (28.5)	1.12″ (28.5)	.19″ (4.8)	Black	100
151-28801	**MB40H4**	MB4			1.12″ (28.5)	1.12″ (28.5)	.19″ (4.8)	Black	500
151-00324	**MB510C2**	MB5	T18 - T150	#8 Screw	1.485″ (37.7)	1.485″ (37.7)	.245″ (6.2)	White	100
151-28504	**MB510F4**	MB5			1.485″ (37.7)	1.485″ (37.7)	.245″ (6.2)	White	250
151-28500	**MB50C2**	MB5			1.485″ (37.7)	1.485″ (37.7)	.245″ (6.2)	Black	100
151-28501	**MB50F4**	MB5			1.485″ (37.7)	1.485″ (37.7)	.245″ (6.2)	Black	250

Dimensions are approximate and subject to technical changes. Use **Part No.** for ordering and **Type** for specification purposes.

Cable Tie Mounting Bases - Rubber-Based Adhesive

Product Selection

Article No.	Part No.	Type	Cable Tie Series	Mounting	Length (L) in.	Length (L) (mm)	Width (W) in.	Width (W) (mm)	Height (H) in.	Height (H) (mm)	Color	Pkg. Qty.
2- Way Mount with Rubber - Based Adhesive												
151-29203	**MB4SHA10C2**	MB4SHA	T18 - T50	Adhesive	1.115″	(28.32)	1.115″	(28.32)	.232″	(5.89)	White	100
151-29206	**MB4SHA10H4**	MB4SHA			1.115″	(28.32)	1.115″	(28.32)	.232″	(5.89)	White	500
151-29200	**MB4SHA0C2**	MB4SHA			1.115″	(28.32)	1.115″	(28.32)	.232″	(5.89)	Black	100
4- Way Mount with Rubber - Based Adhesive												
151-29002	**MB2.5A10C2**	MB2.5A	T18	Adhesive	.625″	(15.88)	.625″	(15.88)	.160″	(4.1)	White	100
151-00298	**MB2.5A10M4**	MB2.5A			.625″	(15.88)	.625″	(15.88)	.160″	(4.1)	White	1000
151-29000	**MB2.5A0C2**	MB2.5A			.625″	(15.88)	.625″	(15.88)	.160″	(4.1)	Black	100
151-29001	**MB2.5A0M4**	MB2.5A			.625″	(15.88)	.625″	(15.88)	.160″	(4.1)	Black	1000
151-28718	**MB3A10C2**	MB3A	T18, T30	Adhesive	.75″	(19.0)	.75″	(19.0)	.18″	(4.6)	White	100
151-28721	**MB3A10M4**	MB3A			.75″	(19.0)	.75″	(19.0)	.18″	(4.6)	White	1000
151-28710	**MB3A0C2**	MB3A			.75″	(19.0)	.75″	(19.0)	.18″	(4.6)	Black	100
151-28713	**MB3A0M4**	MB3A			.75″	(19.0)	.75″	(19.0)	.18″	(4.6)	Black	1000
151-28421	**MB4A10C2**	MB4A	T18 - T50	Adhesive	1.12″	(28.0)	1.12″	(28.0)	.22″	(5.6)	White	100
151-00321	**MB4A10H4**	MB4A			1.12″	(28.0)	1.12″	(28.0)	.22″	(5.6)	White	500
151-28403	**MB4A0C2**	MB4A			1.12″	(28.0)	1.12″	(28.0)	.22″	(5.6)	Black	100
151-28406	**MB4A0H4**	MB4A			1.12″	(28.0)	1.12″	(28.0)	.22″	(5.6)	Black	500
151-28529	**MB5A10C2**	MB5A	T18 - T150	Adhesive	1.485″	(37.7)	1.485″	(37.7)	.275″	(6.9)	White	100
151-00427	**MB5A10F4**	MB5A			1.485″	(37.7)	1.485″	(37.7)	.275″	(6.9)	White	250
151-28602	**MB5A0C2**	MB5A			1.485″	(37.7)	1.485″	(37.7)	.275″	(6.9)	Black	100
151-28605	**MB5A0F4**	MB5A			1.485″	(37.7)	1.485″	(37.7)	.275″	(6.9)	Black	250

Dimensions are approximate and subject to technical changes. Use **Part No.** for ordering and **Type** for specification purposes.

File# E64139

Cable Tie Mounting Bases - Acrylic Adhesive

Product Selection

Article No.	Part No.	Type	Cable Tie Series	Mounting	Length (L) in. (mm)	Width (W) in. (mm)	Height (H) in. (mm)	Color	Pkg. Qty.
4 - Way Screw Mount Acrylic Adhesive									
151-00331	**MB3A10A2C2**	MB3A	T18, T30	Adhesive	.75″ (19.0)	.75″ (19.0)	.18″ (4.6)	White	100
151-28717	**MB3A10A2H4**	MB3A			.75″ (19.0)	.75″ (19.0)	.18″ (4.6)	White	500
151-28711	**MB3A0A2C2**	MB3A			.75″ (19.0)	.75″ (19.0)	.18″ (4.6)	Black	100
151-28709	**MB3A0A2H4**	MB3A			.75″ (19.0)	.75″ (19.0)	.18″ (4.6)	Black	500
151-28420	**MB4A10A2C2**	MB4A	T18 - T50	Adhesive	1.12″ (28.5)	1.12″ (28.5)	.23″ (5.9)	White	100
151-00322	**MB4A10A2H4**	MB4A			1.12″ (28.5)	1.12″ (28.5)	.23″ (5.9)	White	500
151-28402	**MB4A0A2C2**	MB4A			1.12″ (28.5)	1.12″ (28.5)	.23″ (5.9)	Black	100
151-28405	**MB4A0A2H4**	MB4A			1.12″ (28.5)	1.12″ (28.5)	.23″ (5.9)	Black	500
151-28607	**MB5A10A2C2**	MB5A	T18 - T150	Adhesive	1.485″ (37.7)	1.485″ (37.7)	.275″ (6.9)	White	100
151-28610	**MB5A10A2F4**	MB5A			1.485″ (37.7)	1.485″ (37.7)	.275″ (6.9)	White	250
151-28600	**MB5A0A2C2**	MB5A			1.485″ (37.7)	1.485″ (37.7)	.275″ (6.9)	Black	100
151-28604	**MB5A0A2F4**	MB5A			1.485″ (37.7)	1.485″ (37.7)	.275″ (6.9)	Black	250

Dimensions are approximate and subject to technical changes. Use **Part No.** for ordering and **Type** for specification purposes.

Cable Tie Mounting Bases - High Temp/Heavy Bond Adhesive

For extreme heavy duty applications, our high temp/heavy bond adhesive mounts work well on difficult surfaces such as paint or plastics. The mounts are made of our high temp, impact modified PA66 material and use a specially formulated acrylic adhesive making the bond extremely durable.

Product Selection

Article No.	Part No.	Type	Cable Tie Series	Mounting	Length (L) in.	Length (L) (mm)	Width (W) in.	Width (W) (mm)	Height (H) in.	Height (H) (mm)	Color	Pkg. Qty.
151-00432	**151-00432**	MB3APT	T18, T30	Adhesive	.75″	(19.0)	.75″	(19.0)	.15″	(3.8)	Black	100
151-00433	**151-00433**	MB4APT	T18 - T50		1.12"	(28.0)	1.12"	(28.0)	.19"	(4.7)	Black	100

Dimensions are approximate and subject to technical changes. Use **Part No.** for ordering and **Type** for specification purposes.

Wide Strap Heavy Duty Cable Ties

The wide strap cable tie minimizes pinching on soft bundles and features a low profile head to provide compact bundling. A thinner strap provides increased flexibility for improved ergonomics

- Designed to minimize pinching of soft hoses and convoluted tubing
- Low profile head
- Clamping rails on the bottom of head to increase grip on round bundles
- Large bundle diameter range: .375″ - 4.125″ (9.5mm - 104.7mm)
- Flexible strap with bent tip for quick insertion into mounts

RoHS

Material Data	
Material	**Polyamide 6.6 impact modified, Heat Stabilized, UV Resistant (PA66HIRHS)**
Operating Temperature	**-40 °F to +230 °F (-40 °C to +110 °C) continuous**
Flammability	**UL94 HB**

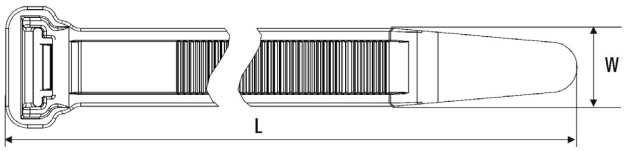

Product Selection

Article No.	Part No.	Type	Min. Tensile Strength lbs. (N)	Length (L) in. (mm)	Max. Ø Bundle in. (mm)	Width (W) in. (mm)	Color	Pkg. Qty.
111-12300	**111-12300**	WSS	120 lbs (534)	9.1″ (231.14)	2.25″ (57.15)	.5″ (12.7)	Black	300
111-12301	**111-12301**	WSI	120 lbs (534)	12.1″ (307.34)	3.25″ (82.55)	.5″ (12.7)	Black	300
111-12302	**111-12302**	WSR	120 lbs (534)	15.1″ (383.54)	4.125″ (104.78)	.5″ (12.7)	Black	300

Installation tools - MK9, MK9HT, MK9P. Dimensions are approximate and subject to technical changes. Use **Part No.** for ordering and **Type** for specification purposes.

T255 Series Heavy Duty Cable Ties

HellermannTyton's T255 series heavy duty cable ties are ideal for bundles requiring a strong cable tie that may also require a higher temperature rating than the T250 series. These ties have a tensile strength of 250 lbs.

RoHS

Material Data	
Material	**Polyamide 6.6 impact modified, Heat Stabilized, UV Resistant (PA66HIRHS)**
Operating Temperature	**-40 °F to +230 °F (-40 °C to +110 °C) continuous**
Flammability	**UL94 HB**

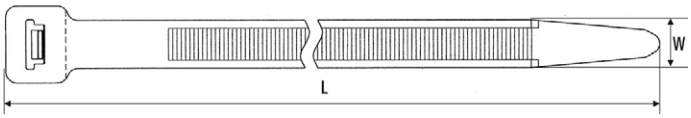

c UL us
File# E64139

Product Selection

Article No.	Part No.	Type	Min. Tensile Strength lbs. (N)	Length (L) in. (mm)	Max. Ø Bundle in. (mm)	Width (W) in. (mm)	Color	Pkg. Qty.
111-25500	**T255S0HIRX2**	T255S	250 lbs (1115)	8.86″ (225)	2.16″ (55)	.49″ (12.5)	Black	25
111-25400	**T255R0HIRX2**	T255R	250 lbs (1115)	20.28″ (520)	5.71″ (145)	.49″ (12.5)	Black	25
111-25300	**T255M0HIRX2**	T255M	250 lbs (1115)	22.05″ (565)	6.30″ (160)	.49″ (12.5)	Black	25

Installation tools - MK9, MK9HT, MK9P. Dimensions are approximate and subject to technical changes. Use **Part No.** for ordering and **Type** for specification purposes.

Heavy Duty Cable Ties
T250 Series

These cable ties offer a high minimum tensile strength and have a buckle feature which allows the end of the cable tie to be tucked away if necessary. The buckle also snaps into HellermannTyton LTM, lashing tie mounts.

T250 heavy duty cable tie and lashing tie mount application

Material Data	
Material	**Polyamide 6.6 (PA66)**
Operating Temperature	**-40 °F to +185 °F (-40 °C to +85 °C) continuous**
Flammability	**UL94 V2**

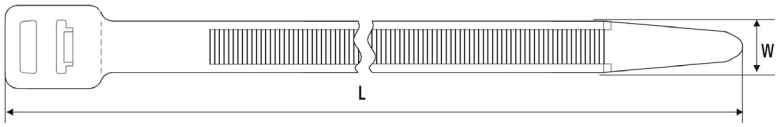

File# E64139

Product Selection

Article No.	Part No.	Type	Min. Tensile Strength lbs.	(N)	Length (L) in.	(mm)	Max. Ø Bundle in.	(mm)	Width (W) in.	(mm)	Color	Pkg. Qty.
T250S												
111-24702	**T250S9X2**	T250S	250 lbs	(1115)	9.05″	(230)	2.17″	(55)	.49″	(12.5)	Natural	25
111-24700	**T250S0X2**	T250S	250 lbs	(1115)	9.05″	(230)	2.17″	(55)	.49″	(12.5)	Black	25
T250R												
111-24803	**T250R9X2**	T250R	250 lbs	(1115)	20.47″	(520)	5.71″	(145)	.49″	(12.5)	Natural	25
111-24801	**T250R0X2**	T250R	250 lbs	(1115)	20.47″	(520)	5.71″	(145)	.49″	(12.5)	Black	25
T250M												
111-25002	**T250M9X2**	T250M	250 lbs	(1115)	22.24″	(565)	5.90″	(150)	.49″	(12.5)	Natural	25
111-25001	**T250M0X2**	T250M	250 lbs	(1115)	22.24″	(565)	5.90″	(150)	.49″	(12.5)	Black	25
T250I												
111-25219	**T250I9X2**	T250I	250 lbs	(1115)	28.54″	(725)	8.00″	(203)	.49″	(12.5)	Natural	25
111-00507	**T250I0X2**	T250I	250 lbs	(1115)	28.54″	(725)	8.00″	(203)	.49″	(12.5)	Black	25
T250L												
111-00436	**T250L9X2**	T250L	250 lbs	(1115)	34.65″	(880)	10.00″	(254)	.49″	(12.5)	Natural	25
111-24601	**T250L0X2**	T250L	250 lbs	(1115)	34.65″	(880)	10.00″	(254)	.49″	(12.5)	Black	25
T250XL												
111-00466	**T250XL9X2**	T250XL	250 lbs	(1115)	40.55″	(1030)	12.00″	(305)	.49″	(12.5)	Natural	25
111-25200	**T250XL0X2**	T250XL	250 lbs	(1115)	40.55″	(1030)	12.00″	(305)	.49″	(12.5)	Black	25

Installation tools - MK9, MK9HT, MK9P. Dimensions are approximate and subject to technical changes. Use **Part No.** for ordering and **Type** for specification purposes.

Button Head Ties

The button head tie is a two piece tie providing for parallel entry and exit through the head. The strap contains serrations on both sides and has two opposed pawls recessed within a domed head. This design allows the strap to be directed clockwise or counter-clockwise prior to insertion into the head, enabling bi-directional looping.

New and Improved Features

The button head tie offers many improved features for added durability and installation ease.

A. Pilot bushing - protects the strap from abrasion on the mounting hole edge

B. Ribs - increased ribs added to the bottom of the head for added durability

C. Strap - more radiused edges for added flexibility

D. Serrations - redesigned serrations and wedge provide optimal strength when seated in the head

E. Retainers - lower retainers on BT130 hold HellermannTyton's MSBT120 saddle mounts in place during assembly.

Material Data- Button Head	
Material	**Polyamide 6.6 heat stabilized (PA66HS)**
Color	**Black**
Operating Temperature	**-40 °F to +221 °F (-40 °C to +105 °C) continuous**
Flammability	**UL94 V2**

Material Data - Strap	
Material	**Polyamide 6.6 impact modified, heat stabilized, UV resistant (PA66HIRHS)**
Color	**Black**
Operating Temperature	**-40 °F to +230 °F (-40 °C to +110 °C) continuous**
Flammability	**UL94 HB**

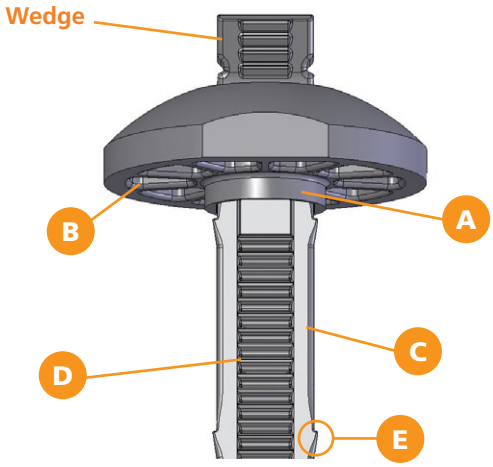

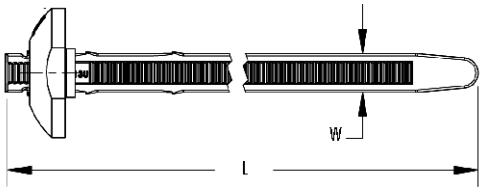

Note: In order to assure the strap is fully locked in its final secure position, the installer must make sure that the "wedge" located at the end of the strap, is fully seated in the button, and flush with the top of the button. The MK9 cable tie tool is recommended and end use testing is advised.

MK9 Tool -
See page 91

Product Selection

Article No.	Part No.	Type	Min. Tensile Strength lbs.	Min. Tensile Strength (N)	Length (L) in.	Length (L) (mm)	Max. Ø Bundle in.	Max. Ø Bundle (mm)	Width (W) in.	Width (W) (mm)	Color	Pkg. Qty.
BT105 Button Head Ties												
132-00010	**132-00010**	BT105R	105 lbs	(467)	9.63″	(244.4)	2.62″	(66.7)	.22″	(5.6)	Black	50
132-00011	**132-00011**	BT105L	105 lbs	(467)	15″	(381.5)	4.33″	(110)	.22″	(5.6)	Black	50
BT105 Button Head Ties with Pilot Bushings												
132-00006	**132-00006**	BT105RP	105 lbs	(467)	9.63″	(244.4)	2.62″	(66.7)	.22″	(5.6)	Black	50
132-00007	**132-00007**	BT105LP	105 lbs	(467)	15″	(381.5)	4.33″	(110)	.22″	(5.6)	Black	50
BT130 Button Head Ties with Retainers and Pilot Bushings												
132-00008	**132-00008**	BT130RDP	130 lbs	(578)	10.51″	(267.0)	2.87″	(73)	.30″	(7.6)	Black	50
132-00009	**132-00009**	BT130LDP	130 lbs	(578)	15″	(381.5)	4.33″	(110)	.30″	(7.6)	Black	50

Installation tools - MK9, MK9HT, MK9P. Dimensions are approximate and subject to technical changes. Use **Part No.** for ordering and **Type** for specification purposes.

Cable Ties and Edge Clips

HellermannTyton's edge clips are designed specifically to route bundles by securing them to the edge of a plastic or metal sheet without the need for a mounting hole. The clip is easy to secure and the extraction force is high due to the integrated metal clamp that holds the edge clip in place. Edge clips are available in three configurations: a two piece clip and tie assembly, a one piece clip and tie combination and a edge clip and tape bar combination. When noted (*), cable ties are outside serrated which can reduce bundle chafing.

Two Piece Edge Clip and Cable Tie Assemblies



T50ROSEC4A - the cable bundle runs parallel with the edge.

Material Data- Cable Tie

Material	**Polyamide 6.6 heat stabilized (PA66HS)**
Color	**Black**
Operating Temperature	**-40 °F to +221 °F (-40 °C to +105 °C) continuous**
Flammability	**UL94 V2**

Material Data - Edge Clip

Material	**Polyamide 6.6 impact modified, heat stabilized, UV resistant (PA66HIRHS)**
Color	**Black**
Operating Temperature	**-40 °F to +230 °F (-40 °C to +110 °C) continuous**
Flammability	**UL94 HB**

Product Selection

Article No.	Part No.	Type	Min. Tensile Strength lbs. (N)	Length (L) in. (mm)	Max. Ø Bundle in. (mm)	Pkg. Qty.	Drawing
Panel Thickness, — .039" .117" (1-3mm)							
150-76090	**150-76090**	T30REC4A	30 lbs (135)	5.9 " (150)	1.3" (33)	500	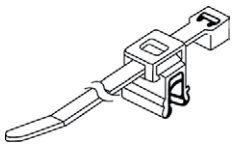
156-00858	**156-00858**	T50SOSEC4A	50 lbs (225)	5.9" (150)	1.2" (31)	500	
156-00539	**156-00539**	T50REC4A	50 lbs (225)	8" (202)	1.8" (45)	500	
156-00860	**156-00860**	T50ROSEC4A	50 lbs (225)	7.9" (200)	1.8" (45)	500	
156-00856	**156-00856**	T30REC4B	50 lbs (135)	5.9" (150)	1.3" (33)	500	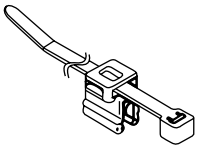
156-00859	**156-00859**	T50SOSEC4B	50 lbs (225)	6.5" (165)	1.2" (31)	500	
156-00861	**156-00861**	T50ROSEC4B	50 lbs (225)	8" (202)	1.8" (45)	500	
156-00538	**156-00538**	T50REC4B	50 lbs (225)	7.9" (200)	1.8" (45)	500	
156-00865	**156-00865**	T50SOSEC5A	50 lbs (225)	5.9" (150)	1.2" (31)	500	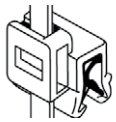
156-00864	**156-00864**	T50ROSEC5A	50 lbs (225)	7.9" (200)	1.8" (45)	500	
156-01007	**156-01007**	T50RDHEC5A	50 lbs (225)	8.3" (210)	1.8" (45)	500	
156-00541	**156-00541**	T50REC5A	50 lbs (225)	7.9" (200)	1.8" (45)	500	
156-00863	**156-00863**	T50SOSEC5B	50 lbs (225)	5.9" (150)	1.2" (31)	500	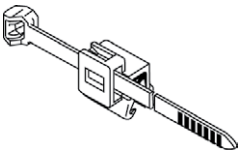
156-00540	**156-00540**	T50REC5B	50 lbs (225)	8" (202)	1.8" (45)	500	
156-00862	**156-00862**	T50ROSEC5B	50 lbs (225)	7.9" (200)	1.8" (45)	500	

Installation tools - MK7, MK7HT, MK7P, MK9, MK9HT, MK9P. * outside serrated cable tie Dimensions are approximate and subject to technical changes. Use **Part No.** for ordering and **Type** for specification purposes.

Two Piece Edge Clip and Cable Tie Assemblies *(continued)*

Material Data- Cable Tie	
Material	**Polyamide 6.6 heat stabilized (PA66HS)**
Color	**Black**
Operating Temperature	**-40 °F to +221 °F (-40 °C to +105 °C) continuous**
Flammability	**UL94 V2**

Material Data - Edge Clip	
Material	**Polyamide 6.6 impact modified, heat stabilized, UV resistant (PA66HIRHS)**
Color	**Black**
Operating Temperature	**-40 °F to +230 °F (-40 °C to +110 °C) continuous**
Flammability	**UL94 HB**

Product Selection

Article No.	Part No.	Type	Min. Tensile Strength lbs.	(N)	Length (L) in.	(mm)	Max. Ø Bundle in.	(mm)	Pkg. Qty.	Drawing
Panel Thickness, — .039″ - .117″ (1-3mm)										
155-37104	**155-37104**	T18REC9	18 lbs	(80)	3.9″	(100)	.75″	(19)	500	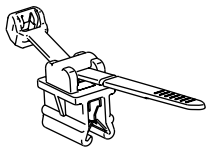
156-00019	**156-00019 ***	T50SOSEC9	50 lbs	(225)	5.9″	(150)	1.2″	(31)	500	
156-05903	**156-05903**	T50ROSEC9	50 lbs	(225)	7.9″	(200)	1.8″	(45)	500	
155-38304	**155-38304**	T18R-EC10	18 lbs	(80)	3.9″	(100)	.79″	(20)	500	
156-05904	**156-05904 ***	T50ROSEC10	50 lbs	(225)	7.9″	(200)	1.8″	(45)	500	
156-00017	**156-00017**	T50SOSEC21	50 lbs	(225)	5.9″	(150)	1.3″	(33)	500	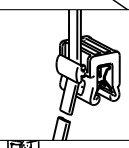
156-00010	**156-00010**	T50ROSEC21	50 lbs	(225)	7.9″	(200)	1.8″	(45)	500	
156-00018	**156-00018**	T50SOSEC22	50 lbs	(225)	5.9″	(150)	1.3″	(33)	500	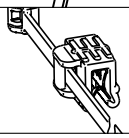
156-00011	**156-00011**	T50ROSEC22	50 lbs	(225)	7.9″	(200)	1.8″	(45)	500	
156-01601	**156-01601**	CBTO-50R	50 lbs	(225)	8″	(202)	1.85″	(47)	500	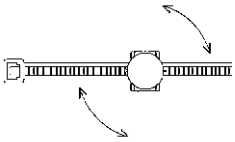

Installation tools - MK7, MK7HT, MK7P, MK9, MK9HT, MK9P.
Dimensions are approximate and subject to technical changes. Use **Part No.** for ordering and **Type** for specification purposes.

* outside serrated cable tie

SD in the **Type** indicates the edge clip is designed to accommodate small bundle diameters

Two Piece Edge Clip and Cable Tie Assemblies *(continued)*

Product Selection

Article No.	Part No.	Type	Min. Tensile Strength lbs.	Min. Tensile Strength (N)	Length (L) in.	Length (L) (mm)	Max. Ø Bundle in.	Max. Ø Bundle (mm)	Pkg. Qty.	Drawing
Panel Thickness — .117″ - .234″ (3-6 mm)										
156-04600	**156-04600**	T18ROSEC19	18 lbs	(80)	3.9″	(100)	.79″	(20)	500	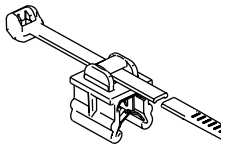
156-04601	**156-04601**	T50SOSEC19	50 lbs	(225)	5.9″	(150)	1.2″	(31)	500	
156-04602	**156-04602**	T50ROSEC19	50 lbs	(225)	7.9″	(200)	1.8″	(45)	500	
156-00016	**156-00016**	T50SOSEC20	50 lbs	(225)	5.9″	(150)	1.3″	(33)	500	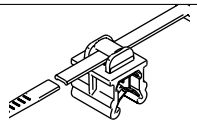
156-00873	**156-00873**	T50ROSEC20	50 lbs	(225)	7.9″	(200)	1.8″	(45)	500	
156-00006	**156-00006**	T50ROSEC23	50 lbs	(225)	7.9″	(200)	1.8″	(45)	500	
156-00007	**156-00007**	T50ROSEC24	50 lbs	(225)	7.9″	(200)	1.8″	(45)	500	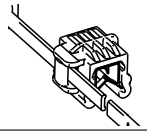

Installation tools - MK7, MK7HT, MK7P, MK9, MK9HT, MK9P. Dimensions are approximate and subject to technical changes. Use **Part No.** for ordering and **Type** for specification purposes.

One Piece Edge Clip and Cable Tie Combinations

The plastic area of the edge clips and the cable ties are molded together.

Material Data

Material	**Polyamide 6.6 heat stabilized (PA66HS)**
Color	**Black**
Operating Temperature	**-40 °F to +221 °F (-40 °C to +105 °C) continuous**
Flammability	**UL94 HB**

Product Selection

Article No.	Part No.	Type	Min. Tensile Strength lbs. (N)	Length (L) in. (mm)	Max. Ø Bundle in. (mm)	Pkg. Qty.	Drawing
Panel Thickness, — .039" .117" (1-3mm)							
126-00036	**126-00036**	T50SOSEC34E	40 lbs (155)	6" (150)	1.8" (45)	500	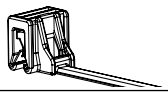
156-00858	**156-00858**	T50SOSEC4A	50 lbs (225)	5.9" (150)	1.2" (31)	500	
156-00539	**156-00539**	T50REC4A	50 lbs (225)	8" (202)	1.8" (45)	500	

Installation tools - MK7, MK7HT, MK7P, MK9, MK9HT, MK9P. Dimensions are approximate and subject to technical changes. Use **Part No.** for ordering and **Type** for specification purposes.

Edge Clip and Tape Clip Combination

These clips can be secured to cables with cable ties or tape.

Material Data - Cable Tie and Tape Clip Combination	
Material	**Polyamide 6.6 impact modified, heat stabilized, UV resistant (PA66HIRHS)**
Color	**Black**
Operating Temperature	**-40 °F to +230 °F (-40 °C to +110 °C) continuous**
Flammability	**UL94 HB**

Product Selection

Article No.	Part No.	Type	Length (L) in. (mm)	Width (W) in. (mm)	Pkg. Qty.	Drawing
Panel Thickness — .039″ - .117″ (1-3 mm)						
151-03404	**151-03404**	EC14	1.57″ (40.0)	.39″ (10.0)	500	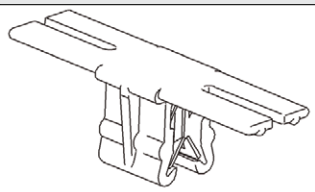
151-03401	**151-03401**	EC15	1.57″ (40.0)	.39″ (10.0)	500	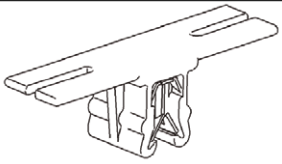
151-03402	**151-03402**	EC16	1.57″ (40.0)	.39″ (10.0)	500	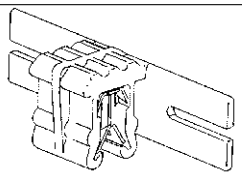
151-03403	**151-03403**	EC17	1.57″ (40.0)	.39″ (10.0)	500	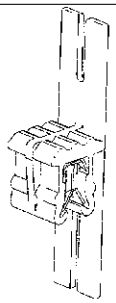

Dimensions are approximate and subject to technical changes. Use **Part No.** for ordering and **Type** for specification purposes.

Fir Tree Mount and Cable Tie Assemblies

HellermannTyton's fir tree mounts provide a secure grip in a mounting hole and protect against dirt and other impurities. The mount can slide along the strap of the tie for proper orientation. The fir tree mounts are designed to provide a low insertion force and high extraction force. These mounts are sold as an assembly with the cable tie.



Material Data - All Cable Ties/ FT7, FT8 and FT10 Mounts	
Material	**Polyamide 6.6 heat stabilized (PA66HS)**
Operating Temperature	**-40 °F to +221 °F (-40 °C to +105 °C)**
Color	**Black**

Material Data - FT5, FT6 and FT6LG Mounts	
Material	**Polyamide 6.6 impact modified, heat stabilized, UV resistant (PA66HIRHS)**
Operating Temperature	**-40 °F to +230 °F (-40 °C to +110 °C)**
Color	**Black**
Flammability	**UL94 HB**

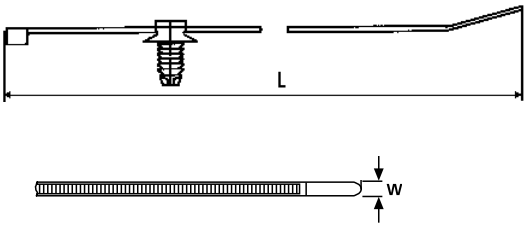

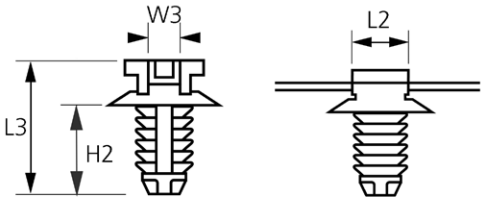

Product Selection

Article No.	Part No.	Type	Min. Tensile Strength lbs. (N)	Max. Ø Bundle in. (mm)	Cable Tie Length (L) in. (mm)	Cable Tie Width (W) in. (mm)	Mount Disc Ø in. (mm)	Mount Length (L2) in. (mm)	Mount Length (L3) in. (mm)	Mount Width (W3) in. (mm)	Mount Height (H2) in. (mm)	Pkg. Qty.
FT5 - Mounting Hole Ø: .177″ - .197″ (4.5-5.0mm) - Panel Thickness: .028″ - .193″ (0.7 - 3.0mm)												
150-55850	**150-55850**	T30RFT5	30 lbs (135)	1.38 ″ (35)	5.8 ″ (148)	.14 ″ (3.6)	.63 ″ (16.0)	.46 ″ (11.6)	.52 ″ (13.2)	.20 ″ (5)	.27 ″ (6.9)	500
156-00025	**156-00025**	T50RFT5	50 lbs (225)	1.75 ″ (44.5)	8 ″ (203.2)	.18 ″ (4.6)	.63 ″ (16.0)	.46 ″ (11.6)	.52 ″ (13.2)	.20 ″ (5)	.27 ″ (6.9)	500
FT5.5 - Mounting Hole Ø: .196″ - .224″ (5.0-5.7mm) - Panel Thickness: .028″ - .177″ (0.7 - 4.5mm)												
156-00882	**156-00882**	T50RFT5.5SD	50 lbs (225)	1.75 ″ (44.5)	8 ″ (203.2)	.18 ″ (4.6)	.63 ″ (16.0)	.38 ″ (9.6)	.69 ″ (17.5)	.24 ″ (6.1)	.39 ″ (9.9)	500
FT6 - Mounting Hole Ø: .252″ - .28″ (6.4-7.1mm) - Panel Thickness: .028″ - .193″ (0.75 - 3.0mm)												
150-77940	**150-77940**	T30RFT6	30 lbs (135)	1.38 ″ (35)	5.8 ″ (148)	.14 ″ (3.6)	.63 ″ (16.0)	.46 ″ (11.6)	.54 ″ (13.8)	.20 ″ (5)	.295 ″ (7.5)	500
156-00156	**156-00156**	T50SFT6	50 lbs (225)	1.38 ″ (35)	6.3 ″ (160)	.18 ″ (4.6)	.63 ″ (16.0)	.46 ″ (11.6)	.54 ″ (13.8)	.20 ″ (5)	.295 ″ (7.5)	500
156-00157	**156-00157**	T50RFT6	50 lbs (225)	1.75 ″ (44.5)	8 ″ (203.2)	.18 ″ (4.6)	.63 ″ (16.0)	.46 ″ (11.6)	.54 ″ (13.8)	.20 ″ (5)	.295 ″ (7.5)	500
156-00066	**156-00066**	T50LFT6	50 lbs (225)	4.33 ″ (110)	15 ″ (380)	.18 ″ (4.7)	.63 ″ (16)	.46 ″ (11.6)	.54 ″ (13.8)	.20 ″ (5)	.295 ″ (7.5)	500

Installation tools - MK7, MK7HT, MK7P, MK9, MK9HT, MK9P. Dimensions are approximate and subject to technical changes. Use **Part No.** for ordering and **Type** for specification purposes.

Fir Tree Mount and Cable Tie Assemblies *(continued)*

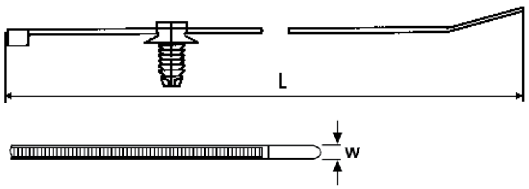

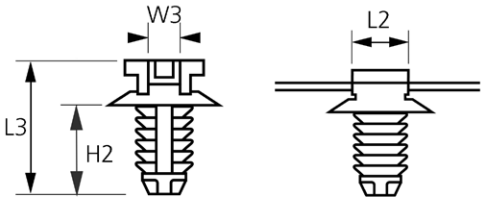

Product Selection

Article No.	Part No.	Type	Min. Tensile Strength lbs. (N)	Max. Ø Bundle in. (mm)	Cable Tie Length (L) in. (mm)	Cable Tie Width (W) in. (mm)	Mount Disc Ø in. (mm)	Mount Length (L2) in. (mm)	Mount Length (L3) in. (mm)	Mount Width (W3) in. (mm)	Mount Height (H2) in. (mm)	Pkg. Qty.
FT6LG - Mounting Hole Ø: .256″ - .276″ (6.4-7.1mm) - Panel Thickness: .03″ - .24″ (0.75 - 6.0mm)												
150-31090	**150-31090**	T30RFT6LG	30 lbs (135)	1.38 ″ (35)	5.8 ″ (148)	.14 ″ (3.6)	.63 ″ (16)	.46 ″ (11.6)	.69 ″ (17.5)	.19 ″ (5)	.44 ″ (11.1)	500
150-31093	**150-31093**	T50SFT6LG	50 lbs (225)	1.38 ″ (35)	6.3 ″ (160)	.18 ″ (4.6)	.63 ″ (16)	.46 ″ (11.6)	.69 ″ (17.5)	.19 ″ (5)	.44 ″ (11.1)	500
150-31091	**150-31091**	T50RFT6LG	50 lbs (225)	1.75 ″ (44)	8 ″ (203.2)	.18 ″ (4.6)	.63 ″ (16)	.46 ″ (11.6)	.69 ″ (17.5)	.19 ″ (5)	.44 ″ (11.1)	500
156-00054	**156-00054**	T50IFT6LG	50 lbs (225)	3.35 ″ (85)	11.8 ″ (300)	.18 ″ (4.6)	.63 ″ (16)	.46 ″ (11.6)	.69 ″ (17.5)	.19 ″ (5)	.44 ″ (11.1)	500
FT7 - Mounting Hole Ø: .256″ - .276″ (6.5-7.0mm) - Panel Thickness: .031″ - .276″ (0.8 - 7.0mm)												
156-00057	**156-00057**	T30RFT7	30 lbs (135)	1.38 ″ (35)	5.8 ″ (148)	.14 ″ (3.6)	.63 ″ (16)	.46 ″ (11.6)	.75 ″ (19)	.20 ″ (5)	.5 ″ (12.7)	500
156-00056	**156-00056**	T50SFT7	50 lbs (225)	1.38 ″ (35)	6.3 ″ (160)	.18 ″ (4.6)	.63 ″ (16)	.46 ″ (11.6)	.75 ″ (19)	.20 ″ (5)	.5 ″ (12.7)	500
111-85871	**111-85871**	T50RFT7	50 lbs (225)	1.75 ″ (44)	8 ″ (203.2)	.18 ″ (4.6)	.63 ″ (16)	.46 ″ (11.6)	.75 ″ (19)	.20 ″ (5)	.5 ″ (12.7)	500
111-05350	**111-05350**	T50IFT7	50 lbs (225)	3.35 ″ (85)	11.8 ″ (300)	.18 ″ (4.6)	.63 ″ (16)	.46 ″ (11.6)	.75 ″ (19)	.20 ″ (5)	.5 ″ (12.7)	500
156-00055	**156-00055**	T50LFT7	50 lbs (225)	4.33 ″ (110)	15 ″ (380)	.18 ″ (4.7)	.63 ″ (16)	.46 ″ (11.6)	.75 ″ (19)	.20 ″ (5)	.5 ″ (12.7)	500
FT8 - Mounting Hole Ø: .3″ - .31″ (7.7-8.0mm) - Panel Thickness: .03″ - .31″ (0.8 - 8.0mm)												
156-00375	**156-00375**	T30RFT8	30 lbs (135)	1.38 ″ (35)	5.8 ″ (148)	.14 ″ (3.6)	.63 ″ (16)	.47 ″ (12.0)	.7 ″ (17.8)	.35 ″ (9)	.45 ″ (11.5)	500
156-00376	**156-00376**	T50RFT8	50 lbs (225)	1.75 ″ (44)	8 ″ (203.2)	.18 ″ (4.6)	.63 ″ (16)	.47 ″ (12.0)	.7 ″ (17.8)	.35 ″ (9)	.45 ″ (11.5)	500
156-00377	**156-00377**	T50IFT8	50 lbs (225)	3.35 ″ (81)	11.8 ″ (300)	.18 ″ (4.6)	.63 ″ (16)	.47 ″ (12.0)	.7 ″ (17.8)	.35 ″ (9)	.45 ″ (11.5)	500
156-00378	**156-00378**	T50LFT8	50 lbs (225)	4.33 ″ (110)	15 ″ (380)	.18 ″ (4.7)	.63 ″ (16)	.47 ″ (12.0)	.7 ″ (17.8)	.35 ″ (9)	.45 ″ (11.5)	500
FT10 - Mounting Hole Ø: .38″ - .39″ (9.7-10.0mm) - Panel Thickness: .031″ - .236″ (0.8 - 5.0mm)												
156-00089	**156-00089**	T30RFT10	30 lbs (135)	1.38 ″ (35)	5.8 ″ (148)	.14 ″ (3.6)	.71 ″ (18)	.47 ″ (12)	.75 ″ (18.6)	.20 ″ (5)	.48 ″ (12.1)	500
156-00090	**156-00090**	T50SFT10	50 lbs (225)	1.38 ″ (35)	6.3 ″ (160)	.18 ″ (4.6)	.71 ″ (18)	.47 ″ (12)	.75 ″ (18.6)	.20 ″ (5)	.48 ″ (12.1)	500
156-00091	**156-00091**	T50RFT10	50 lbs (225)	1.75 ″ (44)	8 ″ (203.2)	.18 ″ (4.6)	.71 ″ (18)	.47 ″ (12)	.75 ″ (18.6)	.20 ″ (5)	.48 ″ (12.1)	500
156-00092	**156-00092**	T50IFT10	50 lbs (225)	3.35 ″ (81)	11.8 ″ (300)	.18 ″ (4.6)	.71 ″ (18.0)	.47 ″ (12)	.75 ″ (18.6)	.20 ″ (5)	.48 ″ (12.1)	500
156-00093	**156-00093**	T50LFT10	50 lbs (225)	4.33 ″ (110)	15 ″ (380)	.18 ″ (4.7)	.71 ″ (18)	.47 ″ (12)	.75 ″ (18.6)	.20 ″ (5)	.48 ″ (12.1)	500

Installation tools - MK7, MK7HT, MK7P, MK9, MK9HT, MK9P. Dimensions are approximate and subject to technical changes.
Use **Part No.** for ordering and **Type** for specification purposes.

High Temperature Fir Tree Mount and Cable Tie Assemblies

HellermannTyton's high temperature fir tree mounts and cable tie assemblies provide excellent resistance in operating temperatures up to 275°F (135°C), while still maintaining tensile and retention strength properties.



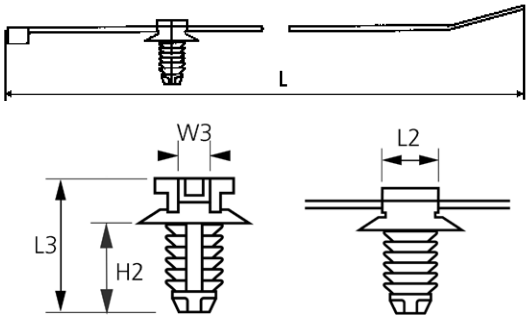

Material Data

Material	**Polyamide 4.6 (PA46)**
Operating Temperature	**-40 °F to +275 °F (-40 °C to +135 °C) continuous**
Flammability	**UL94 V2**

RoHS

Product Selection

Part No.	Type	Min. Tensile Strength lbs. (N)	Max. Ø Bundle in. (mm)	Cable Tie Length (L) in. (mm)	Cable Tie Width (W) in. (mm)	Mount Disc Ø in. (mm)	Mount Length (L2) in. (mm)	Mount Length (L3) in. (mm)	Mount Width (W3) in. (mm)	Mount Height (H2) in. (mm)	Pkg. Qty.
FT5 - Mounting Hole Ø : .177" - .197" (4.5 - 5.0mm) - Panel Thickness: .028" - .12" (0.7 - 3.0mm)											
150-55948	T30RFT5	30 lbs (135)	1.34'' (34)	5.9" (150)	.14" (3.6)	.63" (16)	.46" (11.6)	.52" (13.2)	.20" (5.0)	.27" (6.9)	500
FT6 - Mounting Hole Ø : .25" - .28" (6.4 - 7.1mm) - Panel Thickness: .03" - .12" (0.75 - 3.0mm)											
150-77938	T50RFT6	50 lbs (225)	1.8" (45)	7.87" (200)	.18" (4.6)	.63" (16)	.46" (11.6)	.54" (13.8)	.20" (5.0)	.3" (7.5)	500
156-00085	T50RO SFT6SD	50 lbs (225)	1.8" (45)	7.87" (200)	.18" (4.6)	.63" (16)	.46" (11.6)	.57" (14.5)	.21" (5.2)	.3" (7.5)	500
FT6LG - Mounting Hole Ø : .25" - .28" (6.4 - 7.1mm) - Panel Thickness: .03" - .24" (0.75 - 6.0mm)											
150-31098	T50RF T6LG	50 lbs (225)	1.8" (45)	7.87" (200)	.18" (4.6)	.63" (16)	.46" (11.6)	.69" (17.5)	.20" (5.0)	.44" (11.1)	500
FT7HD - Mounting Hole Ø : .244" - .284" (6.2 - 7.2mm) - Panel Thickness: .03" - .276" (0.8 - 7.0mm)											
156-00457	T50RF T7HD	50 lbs (225)	1.8" (45)	7.87" (200)	.18" (4.6)	.63" (16)	.46" (11.6)	.78" (19.3)	.232" (5.9)	.36" (12.4)	500
FT8G - Mounting Hole Ø : .32" - .33" (8.0 - 8.5mm) - Panel Thickness: .06" - .16" (1.5 - 4.0mm)											
156-00235	T50RF T8GSD	50 lbs (225)	1.8" (45)	7.87" (200)	.18" (4.6)	.63" (16)	.46" (11.6)	.68" (17.2)	.24" (6.0)	.18" (4.6)	500

Installation tools - MK7, MK7HT, MK7P, MK9, MK9HT, MK9P. Dimensions are approximate and subject to technical changes. Use **Part No.** for ordering and **Type** for specification purposes.

Fir Tree Mount For Automatic Cable Tie Tool System

Engineered for use with HellermannTyton's automatic cable tie tool systems, this fir tree mount has an anti-rotational design and features a low insertion force and high extraction force. For more information on automatic tool systems, see page 88.

Material Data	
Material	**Polyamide 6.6 impact modified, heat stabilized, UV resistant (PA66HIRHS)**
Color	**Black**
Operating Temperature	**-40 °F to +230 °F (-40 °C to +110 °C) continuous**
Flammability	**UL94 HB**

RoHS

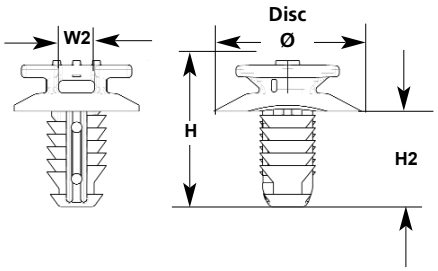

Product Selection

Article No.	Part No.	Type	Disc Ø in. (mm)	Width (W2) in. (mm)	Height (H) in. (mm)	Height (H2) in. (mm)	Pkg. Qty.
FT7AT - Mounting Hole Ø: .24" - .28" (6.0 - 7.0mm) - Panel Thickness: .03" - .276" (0.8 - 7.0mm)							
151-00492	**151-00492**	FT7AT	.73" (18.6)	.18" (4.5)	.72" (18.34)	.47" (11.9)	100

Installation tools - MK7, MK7HT, MK7P, MK9, MK9HT, MK9P. Dimensions are approximate and subject to technical changes. Use **Part No.** for ordering and **Type** for specification purposes.

Heavy Duty Fir Tree Mounts and Cable Tie Assemblies

The FT7HD, is a heavy duty alternative to HellermannTyton's standard FT7 mount and cable tie assembly. The H profile of the mount offers durability and the assembly is available with a 50 lb. cable tie in 8" and 11.8" lengths.

Material Data	
Material	**Polyamide 6.6 impact modified, heat stabilized, UV resistant (PA66HIRHS)**
Color	**Black**
Operating Temperature	**-40 °F to +230 °F (-40 °C to +110 °C) continuous**
Flammability	**UL94 HB**

RoHS

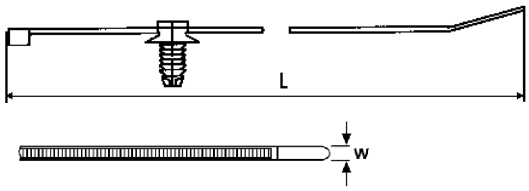

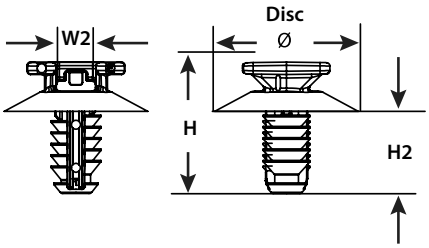

Product Selection

Article No.	Part No.	Type	Min. Tensile Strength lbs. (N)	Max. Ø Bundle in. (mm)	Cable Tie Length (L) in. (mm)	Cable Tie Width (W) in. (mm)	Mount Disc Ø in. (mm)	Mount Width (W2) in. (mm)	Mount Height (H) in. (mm)	Mount Height (H2) in. (mm)	Pkg. Qty.
FT7HD - Mounting Hole Ø: .24" - .28" (6.2 - 7.2mm) - Panel Thickness: .03" - .276" (0.8 - 7.0mm)											
156-00329	**156-00329**	T50RFT7HD	50 lbs (225)	1.75" (44)	8" (203.2)	.18" (4.6)	.85" (21.6)	.232" (5.9)	.78" (19.8)	.36" (12.4)	500
156-00282	**156-00282**	T50LFT7HD	50 lbs (225)	3.35" (85)	11.8" (300)	.18" (4.6)					

Installation tools - MK7, MK7HT, MK7P, MK9, MK9HT, MK9P. Dimensions are approximate and subject to technical changes. Use **Part No.** for ordering and **Type** for specification purposes.

Heavy Duty Fir Tree Mounts and Cable Tie Assemblies

Designed specifically for 120 - 250 lb. cable ties, the heavy duty fir tree mounts are optimized for up to 3 to 1 extraction versus insertion force. The "H" profile provides a broad surface contact to minimize the pinching of bundles and will easily hold bundles ranging from 3/8" to 3". Heavy duty fir tree mounts are equipped with a friction tab that will hold the tie in the mount, allowing them to be preassembled prior to installation. These mounts are sold as an assembly with the cable tie.

Material Data-Fir Tree Mount and WSS, WSI, WSR Cable Ties

Material	**Polyamide 6.6 impact modified, heat stabilized, UV resistant (PA66HIRHS)**
Color	**Black**
Operating Temperature	**-40 °F to +230 °F (-40 °C to +110 °C) continuous**
Flammability	**UL94 HB**

Material Data - T120R Cable Tie

Material	**Polyamide 6.6 heat stabilized (PA66HS)**
Color	**Black**
Operating Temperature	**-40 °F to +221 °F (-40 °C to +105 °C) continuous**
Flammability	**UL94 HB**

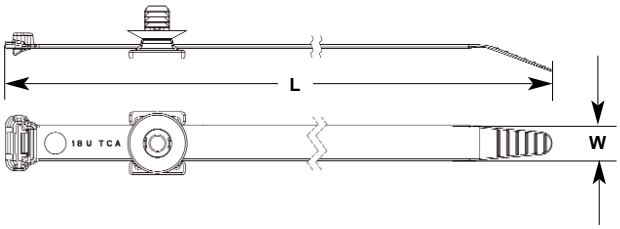

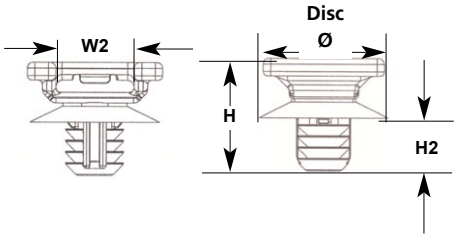

Product Selection

Article No.	Part No.	Type	Min. Tensile Strength lbs. (N)	Max. Ø Bundle in. (mm)	Cable Tie Length (L) in. (mm)	Cable Tie Width (W) in. (mm)	Mount Disc Ø in. (mm)	Mount Width (W2) in. (mm)	Mount Height (H) in. (mm)	Mount Height (H2) in. (mm)	Pkg. Qty.
FT9A - Mounting Hole Ø: .343"- .363" (8.75 - 9.25mm) - Panel Thickness: .04" - .26" (1.0 - 6.5mm)											
156-00067	156-00067	T120RFT9A	120 lbs (534)	4" (101.6)	15.25" (387.4)	.30" (7.6)	.85" (21.6)	.51" (13)	.75" (19.1)	.36 " (9)	100
156-00068	156-00068	WSSFT9A	120 lbs (534)	2.25" (57.1)	9" (228.6)	.50" (12.7)	.85" (21.6)	.51" (13)	.75" (19.1)	.36 " (9)	100
156-00069	156-00069	WSIFT9A	120 lbs (534)	3.25" (82.5)	12" (304.8)	.50" (12.7)	.85" (21.6)	.51" (13)	.75" (19.1)	.36" (9)	100
156-00070	156-00070	WSRFT9A	120 lbs (534)	4.13" (104.8)	15" (381)	.50" (12.7)	.85" (21.6)	.51" (13)	.75" (19.1)	36" (9)	100

Installation tools - MK7, MK7HT, MK7P, MK9, MK9HT, MK9P. Dimensions are approximate and subject to technical changes. Use **Part No.** for ordering and **Type** for specification purposes.

Product Selection

Article No.	Part No.	Type	Min. Tensile Strength lbs. (N)	Max. Ø Bundle in. (mm)	Cable Tie Length (L) in. (mm)	Cable Tie Width (W) in. (mm)	Mount Disc Ø in. (mm)	Mount Width (W2) in. (mm)	Mount Height (H) in. (mm)	Mount Height (H2) in. (mm)	Pkg. Qty.
FT9B - Mounting Hole Ø: .343"- .363" (8.75 - 9.25mm) - Panel Thickness: .04" - .62" (1.0 - 15.8 mm)											
156-00071	156-00071	T120RFT9B	120 lbs (534)	4" (101.6)	15.25" (387.4)	.30" (7.6)	.85" (21.6)	.51" (13)	1.12" (28.4)	.73" (18.4)	100
156-00072	156-00072	WSSFT9B	120 lbs (534)	2.25" (57.1)	9" (228.6)	.50" (12.7)	.85" (21.6)	.51" (13)	1.12" (28.4)	.73" (18.4)	100
156-00074	156-00074	WSRFT9B	120 lbs (534)	4.13" (104.8)	15" (381)	.50" (12.7)	.85" (21.6)	.51" (13)	1.12" (28.4)	.73" (18.4)	100

Installation tools - MK7, MK7HT, MK7P, MK9, MK9HT, MK9P. Dimensions are approximate and subject to technical changes.
Use **Part No.** for ordering and **Type** for specification purposes.

Cable Tie with Fir Tree Mount

This fir tree mount tie provides a low insertion force with a high extraction force. The outside serrations present a smooth surface to the cables preventing damage to the insulation. The unique head design allows the cable tie to firmly hold bundles as small as .06″ diameter and the disc offers added water protection.

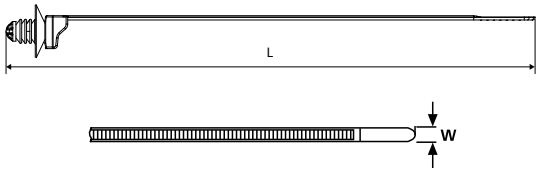

Material Data	
Material	**Polyamide 6.6 heat stabilized (PA66HS)**
Operating Temperature	**-40 °F to +221 °F (-40 °C to +105 °C) continuous**
Flammability	**UL94 V2**

RoHS

Product Selection

Article No.	Part No.	Type	Min. Tensile Strength lbs. (N)	Mounting Hole Ø in. (mm)	Panel Thickness in. (mm)	Length (L) in. (mm)	Max. Ø Bundle in. (mm)	Width (W) in. (mm)	Color	Pkg. Qty.
157-00108	**157-00108**	T50SOSFT6E2	40 lbs. (180)	.25 - .28" (6.3 - 7.0)	.02 - .16" (.6 - 4.2)	6.3" (161)	1.4" (35)	.18" (4.6)	Black	1000
157-00097	**157-00097**	T50SOSFT6LG-E	40 lbs. (180)	.25 - .28" (6.3 - 7.0)	.03 - .28" (.7 - 7.0)	6.5" (165)	1.4" (35)	.18" (4.6)	Black	1000

Installation tools - MK7, MK7HT, MK7P, MK9, MK9HT, MK9P. Dimensions are approximate and subject to technical changes. Use **Part No.** for ordering and **Type** for specification purposes.

Fir Tree Push Mount Ties

Fir tree design grips to the inside of a hole. They can be used on sheet metal, wood, and cast iron. Type T50RTM25E has a longer fir tree for larger panel thicknesses.

Material Data	
Material	**Polyamide 6.6 heat stabilized (PA66HS)**
Operating Temperature	**-40 °F to +221 °F (-40 °C to +105 °C) continuous**
Flammability	**UL94 V2**

RoHS

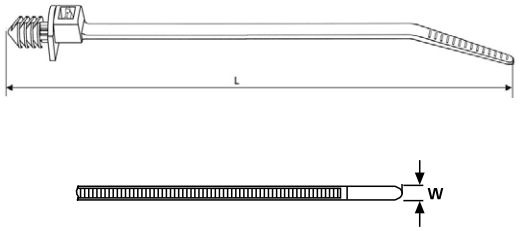

Material Data	
Material	**Polyamide 6.6 impact modified, heat stabilized, UV resistant (PA66HIRHS)**
Operating Temperature	**-40 °F to +230 °F (-40 °C to +110 °C) continuous**
Flammability	**UL94 HB**

RoHS

Product Selection

Article No.	Part No.	Type	Min. Tensile Strength lbs. (N)	Mounting Hole Ø in. (mm)	Panel Thickness in. (mm)	Length (L) in. (mm)	Max. Ø Bundle in. (mm)	Width (W) in. (mm)	Color	Pkg. Qty.
Heat Stabilized Material										
126-03501	**T50RTM250HSM4**	T50RTM25	50 lbs (225)	.25″ - .26″ (6.5 - 6.6)	.052″ - .28″ (1.32 - 7.0)	8.27″ (210)	1.97″(50.0)	.19″ (4.7)	Black	1000
Impact Modified Heat Stabilized, UV Resistant Material										
126-03504	**T50RTM25E8HM4**	T50RTM25E	50 lbs (225)	.25″ - .26″ (6.5 - 6.6)	.09″ - .55″ (2.3 - 13.94)	8.43″ (214)	1.97″(50.0)	.19″ (4.7)	Gray	1000

Installation tools - MK7, MK7HT, MK7P, MK9, MK9HT, MK9P. Dimensions are approximate and subject to technical changes. Use **Part No.** for ordering and **Type** for specification purposes.

Domed Low-Profile Push Mount Ties

The low profile push mount design provides an overall shortened length which assists in limiting protrusion on the opposing side of application surfaces. The rounded tip of the mount allows for a smoother surface in case of contact with surrounding components or human touch during service. The dome provides a tight, rattle-free installation and the outside serrated strap has ribs designed for convoluted tubing. The dome also acts as a seal to keep out dust and liquid.

Material Data	
Material	**Polyamide 6.6 heat stabilized (PA66HS)**
Operating Temperature	**-40 °F to +221 °F (-40 °C to +105 °C) continuous**
Flammability	**UL94 V2**

RoHS

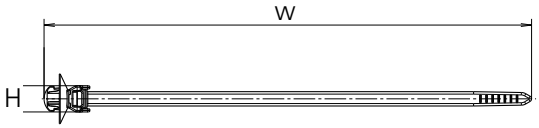

Product Selection

Article No.	Part No.	Type	Min. Tensile Strength lbs. (N)	Mounting Hole Ø in. (mm)	Panel Thickness in. (mm)	Length (L) in. (mm)	Max. Ø Bundle in. (mm)	Width (W) in. (mm)	Color	Pkg. Qty.
126-00099	**126-00099**	T50SOSKSFT5SE	40 (180)	.189-.205" (4.8-5.2)	.027 - .051" (.70 - 1.3)	6.2" (156)	1.38" (35.0)	.18" (4.6)	Black	1000
126-00075	**126-00075**	T50SOSKSFT5.4E	50 (225)	.205-.220" (5.2-5.6)	.027 - .051" (.70 - 1.3)	6.2" (156)	1.38" (35.0)	.18" (4.6)	Black	500
126-00081	**126-00081**	T50SOSKSFT65E	40 (180)	.248-.264" (6.3-6.7)	.027 - .051" (.70 - 1.3)	6.2" (156)	1.38" (35.0)	.18" (4.6)	Black	500
126-00086	**126-00086**	T50SOSSFT6.5S2-E	50 (225)	.25-.26" (6.3-6.7)	.06 - .09" (1.7 - 2.3)	6.2" (156)	1.38" (35.0)	.18" (4.6)	Black	500

Installation tools - MK7, MK7HT, MK7P, MK9, MK9HT, MK9P. Dimensions are approximate and subject to technical changes. Use **Part No.** for ordering and **Type** for specification purposes.

Domed Push Mount Ties

The domed head tie provides a tight, rattle-free installation. The dome also acts as a seal to keep out dust and liquid.

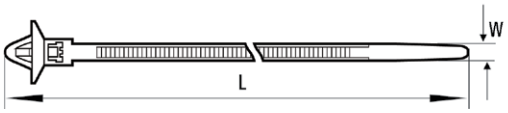

Material Data	
Material	**Polyamide 6.6 heat stabilized (PA66HS)**
Operating Temperature	**-40 °F to +221 °F (-40 °C to +105 °C) continuous**
Flammability	**UL94 V2**

RoHS

Product Selection

Article No.	Part No.	Type	Min. Tensile Strength lbs. (N)	Mounting Hole Ø in. (mm)	Panel Thickness in. (mm)	Length (L) in. (mm)	Max. Ø Bundle in. (mm)	Width (W) in. (mm)	Color	Pkg. Qty.
111-85350	**111-85350**	T50SD6	50lbs. (225)	.25 - .30" (6.3 - 7.5)	.023 - .047" (.06 - 1.2)	6.3" (160)	1.22" (31)	1.22" (5.1)	Black	500
126-00015	**126-00015**	T50SDOP	50lbs. (225)	.25 - .48" (6.2 - 12.2)	.028 - .079" (0.7 - .028)	6.3" (160)	1.18" (30)	1.97" (5.0)	Black	500
126-02300	**126-02300**	T50SSTS	50lbs. (225)	.24 - .255" (6.1 - 6.5)	.027 - .059" (0.7 - .15)	6.7" (170)	1.22" (31)	.18" (4.6)	Natural	1000
111-85850	**111-85850**	T50MD7	50lbs. (225)	.267 - .283" (6.8 - 7.2)	.05 - .08" (1.2 - 2.0)	8.9" (225)	2.3" (59)	.2" (5)	Black	100

Installation tools - MK7, MK7HT, MK7P, MK9, MK9HT, MK9P. Dimensions are approximate and subject to technical changes. Use **Part No.** for ordering and **Type** for specification purposes.

Push Mount Ties

One-piece, all plastic ties for quick, simple cable mounting.

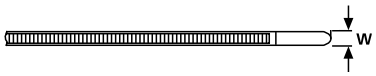

Material Data	
Material	**Polyamide 6.6 (PA66)**
Operating Temperature	**-40 °F to +185 °F (-40 °C to +85 °C) continuous**
Flammability	**UL94 V2**

RoHS

c UL us
File# E64139

Product Selection

Article No.	Part No.	Type	Min. Tensile Strength lbs.	Min. Tensile Strength (N)	Mounting Hole Ø in. (mm)	Panel Thickness in. (mm)	Length (L) in. (mm)	Max. Ø Bundle in. (mm)	Width (W) in. (mm)	Color	Pkg. Qty.
T30RSF											
111-85603	**T30RSF9C2**	T30RSF(U)	30 lbs	(135)	.19″ - .22″ (4.76-5.59)	.04″ - .09″ (0.9-2.36)	6.34″ (161)	1.25″ (31.8)	.14″ (3.6)	Natural	100
126-00704	**T30RSF9M4**	T30RSF(U)	30 lbs	(135)	.19″ - .22″ (4.76-5.59)	.04″ - .09″ (0.9-2.36)	6.34″ (161)	1.25″ (31.8)	.14″ (3.6)	Natural	1000
126-00700	**T30RSF0C2**	T30RSF(U)	30 lbs	(135)	.19″ - .22″ (4.76-5.59)	.04″ - .09″ (0.9-2.36)	6.34″ (161)	1.25″ (31.8)	.14″ (3.6)	Black	100
126-00702	**T30RSF0M4**	T30RSF(U)	30 lbs	(135)	.19″ - .22″ (4.76-5.59)	.04″ - .09″ (0.9-2.36)	6.34″ (161)	1.25″ (31.8)	.14″ (3.6)	Black	1000
T50SSF											
126-00043	**126-00043**	T50SSF	50 lbs	(225)	.25″ - .28″ (6.4-7.1)	.04″ - .14″ (1.0-3.56)	6.26″ (159)	1.38″ (35)	.19″ (4.7)	Natural	100
126-00044	**126-00044**	T50SSF	50 lbs	(225)	.25″ - .28″ (6.4-7.1)	.04″ - .14″ (1.0-3.56)	6.26″ (159)	1.38″ (35)	.19″ (4.7)	Natural	1000
126-00045	**126-00045**	T50SSF	50 lbs	(225)	.25″ - .28″ (6.4-7.1)	.04″ - .14″ (1.0-3.56)	6.26″ (159)	1.38″ (35)	.19″ (4.7)	Black	100
126-00046	**126-00046**	T50SSF	50 lbs	(225)	.25″ - .28″ (6.4-7.1)	.04″ - .14″ (1.0-3.56)	6.26″ (159)	1.38″ (35)	.19″ (4.7)	Black	1000
T50RSF											
111-85789	**T50RSF9C2**	T50RSF(U)	50 lbs	(225)	.25″ - .28″ (6.4-7.1)	.04″ - .14″ (1.0-3.56)	8.27″ (210)	1.73″ (44)	.19″ (4.7)	Natural	100
126-01011	**T50RSF9M4**	T50RSF(U)	50 lbs	(225)	.25″ - .28″ (6.4-7.1)	.04″ - .14″ (1.0-3.56)	8.27″ (210)	1.73″ (44)	.19″ (4.7)	Natural	1000
126-01003	**T50RSF0C2**	T50RSF(U)	50 lbs	(225)	.25″ - .28″ (6.4-7.1)	.04″ - .14″ (1.0-3.56)	8.27″ (210)	1.73″ (44)	.19″ (4.7)	Black	100
126-01004	**T50RSF0M4**	T50RSF(U)	50 lbs	(225)	.25″ - .28″ (6.4-7.1)	.04″ - .14″ (1.0-3.56)	8.27″ (210)	1.73″ (44)	.19″ (4.7)	Black	1000

Installation tools - MK7, MK7HT, MK7P, MK9, MK9HT, MK9P. Dimensions are approximate and subject to technical changes. Use **Part No.** for ordering and **Type** for specification purposes.

Wing Push Mount Ties

Wing design helps stabilize the tie in high vibration applications. They can be used on sheet metal, wood, and cast iron.



Material Data	
Material	**Polyamide 6.6 (PA66)**
Operating Temperature	**-40 °F to +185 °F (-40 °C to +85 °C) continuous**
Flammability	**UL94 V2**

Material Data	
Material	**Polyamide 6.6 impact modified, Heat Stabilized, UV Resistant (PA66HIRHS)**
Operating Temperature	**-40 °F to +230 °F (-40 °C to +110 °C) continuous**
Flammability	**UL94 HB**

Material Data	
Material	**Polyamide 6.6 heat stabilized (PA66HS)**
Operating Temperature	**-40 °F to +221 °F (-40 °C to +105 °C) continuous**
Flammability	**UL94 V2**

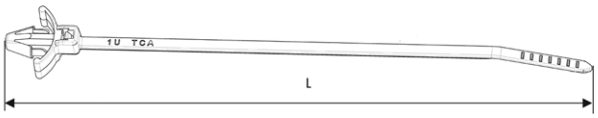

File# E64139

File# E64139

Product Selection

Article No.	Part No.	Type	Min. Tensile Strength lbs. (N)	Mounting Hole Ø in. (mm)	Panel Thickness in. (mm)	Length (L) in. (mm)	Max. Ø Bundle in. (mm)	Width (W) in. (mm)	Color	Material	Pkg. Qty.
T18RWPM											
126-00041	**126-00041**	T18RWPM	18 lbs (80)	.19″ - .22″ (4.76-5.59)	.07″ - .13″ (1.85 - 3.18)	4.45″ (113)	.87″ (22)	.10″ (2.5)	Natural	PA66	100
126-00603	**T18RWPM9M4**	T18RWPM	18 lbs (80)	.19″ - .22″ (4.76-5.59)	.07″ - .13″ (1.85 - 3.18)	4.45″ (113)	.87″ (22)	.10″ (2.5)		PA66	1000
126-00042	**126-00042***	T18RWPM	18 lbs (80)	.19″ - .22″ (4.76-5.59)	.07″ - .13″ (1.85 - 3.18)	4.45″ (113)	.87″ (22)	.10″ (2.5)	Black	PA66HS	1000
T50SSFM											
126-00049	**126-00049**	T50SSFM	50 lbs (225)	.24″ - .26″ (6.0 - 6.6)	.03″ - .12″ (.7 - 3.0)	6.3″ (160)	1.38″ (35)	.18″ (4.7)	Black	PA66HIRHS	500
126-00069	**126-00069**	T50SSFM	50 lbs (225)	.24″ - .26″ (6.0 - 6.6)	.03″ - .12″ (.7 - 3.0)	6.3″ (160)	1.38″ (35)	.18″ (4.7)	Natural	PA66	500
T50SL6											
111-85469	**T50SL6.NN6P**	T50SL6	50 lbs (225)	.24″ - .26″ (6.1 - 6.5)	.03″ - .10″ (0.8 - 2.5)	6.50″ (165)	1.34″ (34)	.18″ (4.6)	Natural	PA66	500
T50SL7											
111-85479	**T50SL7.NN6P**	T50SL7	50 lbs (225)	.27″ - .28″ (6.9 - 7.1)	.03″ - .10″ (0.8 - 2.5)	6.50″ (165)	1.34″ (34)	.18″ (4.6)	Natural	PA66	500

Installation tools - MK7, MK7HT, MK7P, MK9, MK9HT, MK9P. Dimensions are approximate and subject to technical changes. Use **Part No.** for ordering and **Type** for specification purposes. UL recognition applies to T18RWPM ties.
* UL listing applies to 126-00042.

Arrowhead Mount Ties with Seal

The arrowhead design of these ties offers a positive, low insertion force and a high extraction force. These ties feature a foam rubber seal which provides additional protection against moisture, dirt and other impurities.



Material Data	
Material	**Polyamide 6.6 heat stabilized (PA66HS)**
Operating Temperature	**-40 °F to +221 °F (-40 °C to +105 °C) continuous**
Flammability	**UL94 V2**

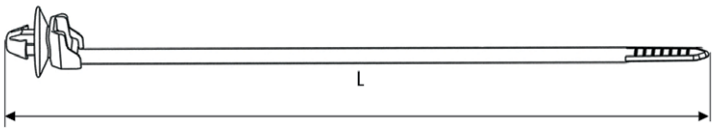

Product Selection

Article No.	Part No.	Type	Min. Tensile Strength lbs. (N)	Mounting Hole Ø in. (mm)	Panel Thickness in. (mm)	Length (L) in. (mm)	Max. Ø Bundle in. (mm)	Width (W) in. (mm)	Color	Pkg. Qty.
126-03100	**126-03100**	T50SOSSFT6.5E-MD	50 lbs (225)	.25″ - .26″ (6.3-6.7)	.02″ - .07″ (0.6 - 1.8)	6.30″ (160)	1.38″ (35)	.18″ (4.6)	Green	500
156-00264	**156-00264**	T50SOSSFT6.5E-MD	50 lbs (225)	.25″ - .26″ (6.3-6.7)	.02″ - .07″ (0.6 - 1.8)	6.30″ (160)	1.38″ (35)	.18″ (4.6)	Black	500
126-00065*	**126-00065**	T50SOSSFT6.5E-MS-MD	50 lbs (225)	.25″ - .27″ (6.3-6.75)	.03″ - .06″ (0.7 - 1.6)	6.42″ (163)	1.38″ (35)	.18″ (4.6)	Natural	500
156-00444	**156-00444**	T50ROSAH6MDU	50 lbs (225)	.24 - .25″ (6.3 - 6.6)	.03″ - .08″ (0.7 - 2.1)	8.5″ (216)	1.97″ (50)	.20″ (5.0)	Natural	500

Installation tools - MK7, MK7HT, MK7P, MK9, MK9HT, MK9P. Dimensions are approximate and subject to technical changes. Use **Part No.** for ordering and **Type** for specification purposes.

* Arrowhead includes a pointed mount feature to assist in puncturing through plastic sheeting and other protective films.

Wide Strap Heavy Duty Stud Mount Cable Ties

The wide strap stud mount cable tie minimizes pinching on soft bundles and features a low profile head to provide compact bundling. A thinner strap provides increased flexibility for improved ergonomics. Available with a 1/4″ and 3/8″ stud mount, the wide strap tie utilizes a strong hinge between the stud mount and head to provide superior holding ability on a threaded stud.

- Wide strap to minimize pinching of soft hoses and convoluted tubing
- Clamping rails to increase grip on round bundles
- Wide variation of bundle diameters: .375″ - 4.125″ (9.5mm - 104.7mm)
- Flexible strap
- Flexible hinge
- Mount provides low insertion and high extraction forces



Material Data	
Material	**Polyamide 6.6 impact modified, Heat Stabilized, UV Resistant (PA66HIRHS)**
Operating Temperature	**-40 °F to +230 °F (-40 °C to +110 °C) continuous**
Flammability	**UL94 HB**

RoHS

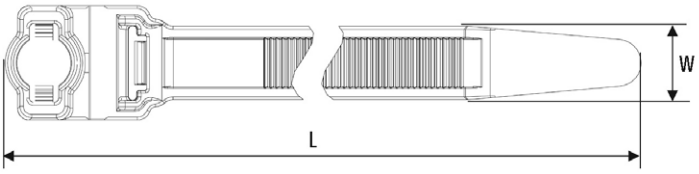

Product Selection

Article No.	Part No.	Type	Min. Tensile Strength lbs. (N)	Length (L) in. (mm)	Max. Ø Bundle in. (mm)	Width (W) in. (mm)	Color	Pkg. Qty.
1/4″ (6.35 mm) Stud Mount								
157-00400	**157-00400**	WSS250	120 lbs (534)	9.7″ (246.38)	2.25″ (57.15)	.5″ (12.7)	Black	300
157-00401	**157-00401**	WSI250	120 lbs (534)	12.7″ (322.58)	3.25″ (82.55)	.5″ (12.7)	Black	300
157-00402	**157-00402**	WSR250	120 lbs (534)	15.7″ (398.78)	4.125″ (104.78)	.5″ (12.7)	Black	300
8 mm Stud Mount								
157-00034	**157-00034**	WSS8MM	120 lbs (534)	9.7″ (246.38)	2.25″ (57.15)	.5″ (12.7)	Black	300
157-00035	**157-00035**	WSI8MM	120 lbs (534)	12.7″ (322.58)	3.25″ (82.55)	.5″ (12.7)	Black	300
157-00036	**157-00036**	WSR8MM	120 lbs (534)	15.7″ (398.78)	4.125″ (104.78)	.5″ (12.7)	Black	300
3/8″ (9.25 mm) Stud Mount								
157-00403	**157-00403**	WSS380	120 lbs (534)	9.7″ (246.38)	2.25″ (57.15)	.5″ (12.7)	Black	300
157-00404	**157-00404**	WSI380	120 lbs (534)	12.7″ (322.58)	3.25″ (82.55)	.5″ (12.7)	Black	300
157-00405	**157-00405**	WSR380	120 lbs (534)	15.7″ (398.78)	4.125″ (104.78)	.5″ (12.7)	Black	300

Installation tools - MK9, MK9HT, MK9P. Dimensions are approximate and subject to technical changes. Use **Part No.** for ordering and **Type** for specification purposes.

Stud Mount Ties

The stud mount tie mounts and secures a cable bundle in one component. The stud mount tie is designed for use on a 1/4" - 20 UNC threaded stud or the exposed threads of a machine screw.

Material Data	
Material	**Polyamide 6.6 impact modified, heat stabilized (PA66HIRHS)**
Operating Temperature	**-40 °F to +230 °F (-40 °C to +110 °C) continuous**
Flammability	**UL94 HB**

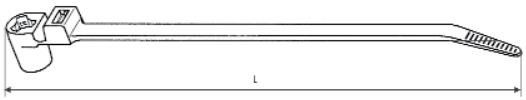

Product Selection

Article No.	Part No.	Type	Stud Ø in.	Stud Ø (mm)	Min. Tensile Strength lbs.	Min. Tensile Strength (N)	Length (L) in.	Length (L) (mm)	Max. Ø Bundle in.	Max. Ø Bundle (mm)	Width (W) in.	Width (W) (mm)	Color	Pkg. Qty.
157-01300	**T120RSM0HIRK2**	T120RSM	.25 ″	(6.25)	120 lbs	(535)	15.94″	(405)	3.98″	(101)	.30″	(7.6)	Black	50

Installation tools - MK9, MK9HT, MK9P. Dimensions are approximate and subject to technical changes. Use **Part No.** for ordering and **Type** for specification purposes.

Standoff Stud Mount Tie

This tie is easily mounted on the top of the stud, and the additional height gained by this design gives the bundle added clearance from the panel.

Material Data	
Material	**Polyamide 6.6 heat stabilized (PA66HS)**
Operating Temperature	**-40 °F to +221 °F (-40 °C to +105 °C) continuous**
Flammability	**UL94 V2**



Product Selection

Article No.	Part No.	Type	Stud Ø in.	Stud Ø (mm)	Min. Tensile Strength lbs.	Min. Tensile Strength (N)	Length (L) in.	Length (L) (mm)	Max. Ø Bundle in.	Max. Ø Bundle (mm)	Width (W) in.	Width (W) (mm)	Color	Pkg. Qty.
155-30602	**155-30602**	T50SSBS50TE	.20 ″	(5)	45 lbs	(200)	6.30″	(160)	1.38″	(35)	.181″	(4.6)	Black	500
157-00083	**157-00083**	T50SSBS60TE	.24 ″	(6)	45 lbs	(200)	6.30″	(160)	1.38″	(35)	.181″	(4.6)	Black	1000

Installation tools - MK7, MK7HT, MK7P, MK9, MK9HT, MK9P. Dimensions are approximate and subject to technical changes. Use **Part No.** for ordering and **Type** for specification purposes.

Oval Shaped Variable Stud Mount Ties

The special oval shape provides for an approximate .20" (5.5mm) lateral adjustment, allowing for any misalignment of the stud or incorrect positioning of the tie on the cables. The "soft push" mount allows it to be installed onto a weld stud without the use of any tools.

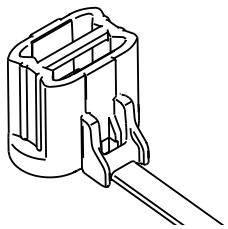

T50SOSSB5-High-E-C-CC

Material Data	
Material	**Polyamide 6.6 heat stabilized (PA66HS)**
Operating Temperature	**-40 °F to +221 °F (-40 °C to +105 °C) continuous**
Flammability	**UL94 V2**

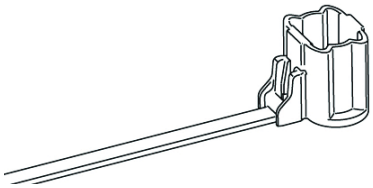

T50SOSSB5-High-E-O-US

Product Selection

Article No.	Part No.	Type	Stud Ø in.	Stud Ø (mm)	Min. Tensile Strength lbs.	Min. Tensile Strength (N)	Length (L) in.	Length (L) (mm)	Max. Ø Bundle in.	Max. Ø Bundle (mm)	Width (W) in.	Width (W) (mm)	Color	Pkg. Qty.
157-00105	**157-00105**	T50SOSSB5-High-E-C-CC	.20"/.24"	(5)/(6)	50 lbs	(225)	6.6"	(167)	1.4"	(35)	.20"	(5.0)	Black	1000
157-00106	**157-00106**	T50SOSSB5-High-E-O-US	.20"/.24"	(5)/(6)	50 lbs	(225)	6.6"	(167)	1.4"	(35)	.20"	(5.0)	Black	500

Installation tools - MK7, MK7HT, MK7P, MK9, MK9HT, MK9P. Dimensions are approximate and subject to technical changes. Use **Part No.** for ordering and **Type** for specification purposes.

Stud Mount Tie with Outside Serrations

Providing an especially secure hold and the ability to mount the cables very close to the stud, this tie is outside serrated preventing damage to the insulation of the cable.

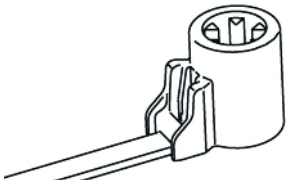

T50SOSSBS5E

Material Data	
Material	**Polyamide 6.6 heat stabilized (PA66HS)**
Operating Temperature	**-40 °F to +221 °F (-40 °C to +105 °C) continuous**
Flammability	**UL94 V2**

Product Selection

Article No.	Part No.	Type	Stud Ø in.	Stud Ø (mm)	Min. Tensile Strength lbs.	Min. Tensile Strength (N)	Length (L) in.	Length (L) (mm)	Max. Ø Bundle in.	Max. Ø Bundle (mm)	Width (W) in.	Width (W) (mm)	Color	Pkg. Qty.
155-12300	**155-12300**	T50SOSSBS5E	.20 "	(5)	50 lbs	(225)	6.30"	(160)	1.38"	(35)	.18"	(4.6)	Black	500

Installation tools - MK7, MK7HT, MK7P, MK9, MK9HT, MK9P. Dimensions are approximate and subject to technical changes. Use **Part No.** for ordering and **Type** for specification purposes.

Flexible Head Stud Mount Tie

Flexible head wraps around cable bundle for easy installation. Tie mounts onto #10-24″ stud.



Material Data	
Material	**Polyamide 6.6 (PA66)**
Operating Temperature	**-40 °F to +185 °F (-40 °C to +85 °C) continuous**
Flammability	**UL94 V2**

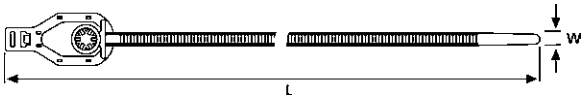

Article No.	Part No.	Type	Stud Ø in.	Min. Tensile Strength lbs. (N)	Length (L) in. (mm)	Max. Ø Bundle in. (mm)	Width (W) in. (mm)	Color	Pkg. Qty.
111-07110	**T50RS5.NB3P**	T50RS5	#10-24″	50 lbs (225)	(190)	1.5″ (40)	.18″ (4.6)	Black	100

Installation tools - MK7, MK7HT, MK7P, MK9, MK9HT, MK9P. Dimensions are approximate and subject to technical changes. Use **Part No.** for ordering and **Type** for specification purposes.

Stud Mount Lateral Adjustment Tie

The special shape of this mount provides a .20″ (5-6 mm) lateral adjustment to allow for any misalignment of the stud or incorrect positioning of the tie on the cables. The low profile of the mount allows for several ties to be installed one-on-top of the other (on the same stud) to accommodate different cable bundles.



T50SOSWSP5E, parallel installation using two stud mount lateral ties.

Material Data	
Material	**Polyamide 6.6 heat stabilized (PA66HS)**
Operating Temperature	**-40 °F to +221 °F (-40 °C to +105 °C) continuous**
Flammability	**UL94 V2**

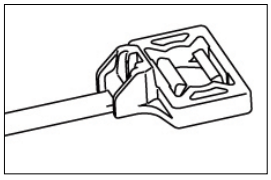

Product Selection

Article No.	Part No.	Type	Stud Ø in. (mm)	Min. Tensile Strength lbs. (N)	Length (L) in. (mm)	Max. Ø Bundle in. (mm)	Width (W) in. (mm)	Color	Pkg. Qty.
155-23601	**155-23601**	T50S0SWSP5E	.20″ (5)	50 lbs (225)	6.35″ (163)	1.4″ (35)	.18″ (4.6)	Black	500

Installation tools - MK7, MK7HT, MK7P, MK9, MK9HT, MK9P. Dimensions are approximate and subject to technical changes. Use **Part No.** for ordering and **Type** for specification purposes.

Screw Mount Ties

Material Data	
Material	**Polyamide 6.6 (PA66)**
Operating Temperature	**-40 °F to +185 °F (-40 °C to +85 °C) continuous**
Flammability	**UL94 V2**

RoHS

c UL us
File# E64139

Product Selection

Article No.	Part No.	Type	Mounting	Min. Tensile Strength lbs.	(N)	Length (L) in.	(mm)	Max. Ø Bundle in.	(mm)	Width (W) in.	(mm)	Color	Pkg. Qty.
T18MR													
113-00026	**T18MR9C2**	T18MR	# 4 screw	18 lbs	(80)	4.33″	(110)	.79″	(20)	.10″	(2.5)	Natural	100
113-00028	**T18MR9M4**	T18MR		18 lbs	(80)	4.33″	(110)	.79″	(20)	.10″	(2.5)	Natural	1000
113-00022	**T18MR0C2**	T18MR		18 lbs	(80)	4.33″	(110)	.79″	(20)	.10″	(2.5)	Black	100
113-00024	**T18MR0M4**	T18MR		18 lbs	(80)	4.33″	(110)	.79″	(20)	.10″	(2.5)	Black	1000
T30MR													
113-03019	**T30MR9C2**	T30MR	# 8 screw	30 lbs	(135)	6.30″	(160)	1.26″	(32)	.14″	(3.5)	Natural	100
113-00036	**T30MR9M4**	T30MR		30 lbs	(135)	6.30″	(160)	1.26″	(32)	.14″	(3.5)	Natural	1000
113-03010	**T30MR0C2**	T30MR		30 lbs	(135)	6.30″	(160)	1.26″	(32)	.14″	(3.5)	Black	100
113-03011	**T30MR0M4**	T30MR		30 lbs	(135)	6.30″	(160)	1.26″	(32)	.14″	(3.5)	Black	1000
T50MR													
113-05004	**T50MR9C2**	T50MR	# 10 screw	50 lbs	(225)	8.46″	(215)	1.77″	(45)	.18″	(4.6)	Natural	100
113-05007	**T50MR9M4**	T50MR		50 lbs	(225)	8.46″	(215)	1.77″	(45)	.18″	(4.6)	Natural	1000
113-05000	**T50MR0C2**	T50MR		50 lbs	(225)	8.46″	(215)	1.77″	(45)	.18″	(4.6)	Black	100
113-05002	**T50MR0M4**	T50MR		50 lbs	(225)	8.46″	(215)	1.77″	(45)	.18″	(4.6)	Black	1000
T50MI													
113-00032	**T50MI9C2**	T50MI	# 10 screw	50 lbs	(225)	12.40″	(315)	3.35″	(85)	.19″	(4.7)	Natural	100
113-00033	**T50MI9M4**	T50MI		50 lbs	(225)	12.40″	(315)	3.35″	(85)	.19″	(4.7)	Natural	1000
113-00038	**T50MI0C2**	T50MI		50 lbs	(225)	12.40″	(315)	3.35″	(85)	.19″	(4.7)	Black	100
113-00031	**T50MI0M4**	T50MI		50 lbs	(225)	12.40″	(315)	3.35″	(85)	.19″	(4.7)	Black	1000
T50ML													
113-05419	**T50ML9C2**	T50ML	# 10 screw	50 lbs	(225)	15.35″	(390)	4.00″	(100)	.18″	(4.6)	Natural	100
113-05403	**T50ML9M4**	T50ML		50 lbs	(225)	15.35″	(390)	4.00″	(100)	.18″	(4.6)	Natural	1000
113-00007	**T50ML0C2**	T50ML		50 lbs	(225)	15.35″	(390)	4.00″	(100)	.18″	(4.6)	Black	100
113-00035	**T50ML0M4**	T50ML		50 lbs	(225)	15.35″	(390)	4.00″	(100)	.18″	(4.6)	Black	1000
T120MR													
113-12029	**T120MR9K2**	T120MR	#1/4″ screw	120 lbs	(535)	15.55″	(395)	4.02″	(102)	.30″	(7.6)	Natural	50
113-00018	**T120MR9H4**	T120MR		120 lbs	(535)	15.55″	(395)	4.02″	(102)	.30″	(7.6)	Natural	500
113-12020	**T120MR0K2**	T120MR		120 lbs	(535)	15.55″	(395)	4.02″	(102)	.30″	(7.6)	Black	50
113-00011	**T120MR0H4**	T120MR		120 lbs	(535)	15.55″	(395)	4.02″	(102)	.30″	(7.6)	Black	500

Installation tools - MK7, MK7HT, MK7P, MK9, MK9HT, MK9P. Dimensions are approximate and subject to technical changes. Use **Part No.** for ordering and **Type** for specification purposes.

Screw Mount Ties With Metal Bushing

Product Selection

Article No.	Part No.	Type	Mounting	Min. Tensile Strength lbs.	(N)	Length (L) in.	(mm)	Max. Ø Bundle in.	(mm)	Width (W) in.	(mm)	Color	Pkg. Qty.
T50MRT													
113-05101	**T50MRT9C2**	T50MRT	#6-32 tap thru screw	50 lbs	(225)	8.47″	(215)	1.77″	(45)	.19″	(4.7)	Natural	100
113-05102	**T50MRT9M4**	T50MRT		50 lbs	(225)	8.47″	(215)	1.77″	(45)	.19″	(4.7)	Natural	1000
113-05100	**T50MRT0C2**	T50MRT		50 lbs	(225)	8.47″	(215)	1.77″	(45)	.19″	(4.7)	Black	100
113-00037	**T50MRT0M4**	T50MRT		50 lbs	(225)	8.47″	(215)	1.77″	(45)	.19″	(4.7)	Black	1000

Installation tools - MK7, MK7HT, MK7P, MK9, MK9HT, MK9P. Dimensions are approximate and subject to technical changes. Use **Part No.** for ordering and **Type** for specification purposes.

Clamp Ties

The clamp tie has triangular shaped tabs extending beneath the head, allowing for optimal surface contact and complete circumferential compression to 360 degrees. The clamps are recommended for soft rubber hose applications including fuel, water, and air vacuum lines.

Material Data	
Color	**Natural**
Material	**Polyamide 6.6 (PA66)**
Operating Temperature	**-40 °F to +185 °F (-40 °C to +85 °C) continuous**
Flammability	**UL94 V2**

Material Data	
Color	**Black**
Material	**Polyamide 6.6 heat stabilized (PA66HS)**
Operating Temperature	**-40 °F to +221 °F (-40 °C to +105 °C) continuous**
Flammability	**UL94 V2**

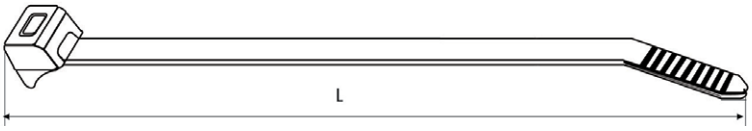

File# E64139

Product Selection

Article No.	Part No.	Type	Min. Tensile Strength lbs.	(N)	Length (L) in.	(mm)	Max. Ø Bundle in.	(mm)	Width (W) in.	(mm)	Color	Pkg. Qty.
CTT20R												
112-51919	**CTT20R9C2**	CTT20R	20 lbs	(90)	4″	(100)	.50″	(13)	.10″	(2.5)	Natural	100
112-51904	**CTT20R9M4**	CTT20R	20 lbs	(90)	4″	(100)	.50″	(13)	.10″	(2.5)		1000
112-51905	**CTT20R0HSC2**	CTT20R	20 lbs	(90)	4″	(100)	.50″	(13)	.10″	(2.5)	Black	100
112-51960	**CTT20R0HSM4**	CTT20R	20 lbs	(90)	4″	(100)	.50″	(13)	.10″	(2.5)		1000
CTT60R												
112-52104	**CTT60R9C2**	CTT60R	60 lbs	(265)	8″	(205)	1.77″	(45)	.19″	(4.7)	Natural	100
112-52106	**CTT60R9M4**	CTT60R	60 lbs	(265)	8″	(205)	1.77″	(45)	.19″	(4.7)		1000
112-52112	**CTT60R0HSC2**	CTT60R	60 lbs	(265)	8″	(205)	1.77″	(45)	.19″	(4.7)	Black	100
112-52114	**CTT60R0HSM4**	CTT60R	60 lbs	(265)	8″	(205)	1.77″	(45)	.19″	(4.7)		1000

Installation tools - MK7, MK7HT, MK7P, MK9, MK9HT, MK9P. Dimensions are approximate and subject to technical changes. Use **Part No.** for ordering and **Type** for specification purposes.

Branch Cable Tie

The branch tie is ideal for wire harness applications where wires "branch" away from the main assembly. The branch tie reduces wire harness assembly time by eliminating the need to use electrical tape. After the tie is placed on the main assembly, the strap is inserted through the oval opening and then through the cable tie head. Once applied, the branch tie holds the branch in its proper position on the wire harness.



Material Data	
Material	**Polyamide 6.6 (PA66)**
Operating Temperature	**-40 °F to +185 °F (-40 °C to +85 °C) continuous**
Flammability	**UL94 V2**

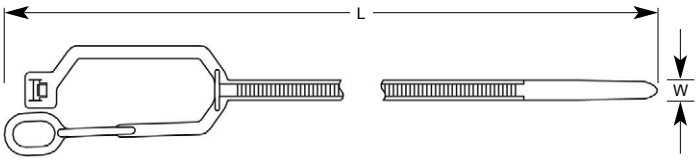

Product Selection

Article No.	Part No.	Type	Main Bundle Ø in.	Main Bundle Ø (mm)	Branch Bundle Ø in.	Branch Bundle Ø (mm)	Min. Tensile Strength lbs.	Min. Tensile Strength (N)	Length (L) in.	Length (L) (mm)	Width (W) in.	Width (W) (mm)	Color	Pkg. Qty.
115-00042	**115-00042**	YT200	.63″ – 1.57″	(16 - 40)	.59″ – 1.18″	(15 - 30)	33 lbs	(147)	7.87″	(200)	.18″	(4.7)	Black	100

Installation tools -MK7, MK7HT, MK7P, MK9, MK9HT, MK9P. Dimensions are approximate and subject to technical changes. Use **Part No.** for ordering and **Type** for specification purposes.

Kabelrap Bundling System

The patented Kabelrap bundling system offers a very high bundling strength and is particularly resistant to saltwater, oils, greases, and hydraulic fluids. Special hand tool required for installation.

Required Tool - 121-00680

Kabelrap Application

Material Data	
Material	**Polyamide 6.6 UV-resistant (PA66UV)**
Operating Temperature	**-40 °F to +185 °F (-40 °C to +85 °C) continuous**
Flammability	**UL94 V2**

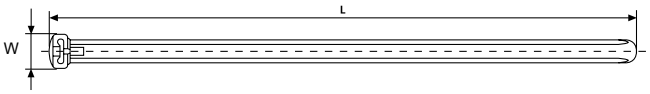

Product Selection

Article No.	Part No.	Type	Min. Tensile Strength lbs.	Min. Tensile Strength (N)	Length (L) in.	Length (L) (mm)	Max. Ø Bundle in.	Max. Ø Bundle (mm)	Width (W) in.	Width (W) (mm)	Color	Pkg. Qty.
121-61860	**121-61860**	KR6/18	110 lbs	(490)	7.25″	(183)	1.5″	(39)	.24″	(6)	Black	50
121-63560	**121-63560**	KR6/35	110 lbs	(490)	14″	(356)	3.75″	(93)	.25″	(6)	Black	50
121-82160	**121-82160**	KR8/21	175 lbs	(785)	8.25″	(210)	1.75″	(47)	.31″	(8)	Black	50
121-83360	**121-83360**	KR8/33	175 lbs	(785)	13.25″	(337)	3.37″	(86)	.31″	(8)	Black	50

Required Installation Tool - 121-00680. Black is the standard color. Natural is available based upon minimums, custom terms and lead times. Dimensions are approximate and subject to technical changes. Use **Part No.** for ordering and **Type** for specification purposes.

Standard Cable Ties
T18 - T30 Series - Natural and Black

Material Data	
Material	**Polyamide 6.6 (PA66)**
Operating Temperature	**-40 °F to +185 °F (-40 °C to +85 °C) continuous**
Flammability	**UL94 V2**

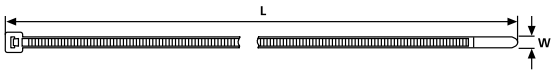

File# E64139 File# E64139

Product Selection

Article No.	Part No.	Type	US Gov. Designation	Min. Tensile Strength lbs.	(N)	Length (L) in.	(mm)	Max. Ø Bundle in.	(mm)	Width (W) in.	(mm)	Color	Pkg. Qty.
T18S													
111-02805	**T18S9C2**	T18S	–	18 lbs	(80)	3.27″	(83)	.63″	(16)	.09″	(2.3)	Natural	100
111-02809	**T18S9M4**	T18S	–	18 lbs	(80)	3.27″	(83)	.63″	(16)	.09″	(2.3)		1000
111-02810	**T18S0C2**	T18S	–	18 lbs	(80)	3.27″	(83)	.63″	(16)	.09″	(2.3)	Black	100
111-02811	**T18S0M4**	T18S	–	18 lbs	(80)	3.27″	(83)	.63″	(16)	.09″	(2.3)		1000
T18R													
112-01819	**T18R9C2**	T18R	MS3367-4-9	18 lbs	(80)	4″	(100)	.87″	(22)	.10″	(2.5)	Natural	100
111-01872	**T18R9M4**	T18R	MS3367-4-9	18 lbs	(80)	4″	(100)	.87″	(22)	.10″	(2.5)		1000
111-00405	**T18R0C2**	T18R	*	18 lbs	(80)	4″	(100)	.87″	(22)	.10″	(2.5)	Black	100
111-01841	**T18R0M4**	T18R	*	18 lbs	(80)	4″	(100)	.87″	(22)	.10″	(2.5)		1000
T18I													
111-02311	**T18I9C2**	T18I	–	18 lbs	(80)	5.51″	(140)	1.38″	(35)	.10″	(2.5)	Natural	100
111-02322	**T18I9M4**	T18I	–	18 lbs	(80)	5.51″	(140)	1.38″	(35)	.10″	(2.5)		1000
111-02308	**T18I0C2**	T18I	–	18 lbs	(80)	5.51″	(140)	1.38″	(35)	.10″	(2.5)	Black	100
111-02315	**T18I0M4**	T18I	–	18 lbs	(80)	5.51″	(140)	1.38″	(35)	.10″	(2.5)		1000
T18L													
111-02189	**T18L9C2**	T18L	–	18 lbs	(80)	8.0″	(205)	2.17″	(55)	.10″	(2.5)	Natural	100
111-02026	**T18L9M4**	T18L	–	18 lbs	(80)	8.0″	(205)	2.17″	(55)	.10″	(2.5)		1000
111-00401	**T18L0C2**	T18L	–	18 lbs	(80)	8.0″	(205)	2.17″	(55)	.10″	(2.5)	Black	100
111-02015	**T18L0M4**	T18L	–	18 lbs	(80)	8.0″	(205)	2.17″	(55)	.10″	(2.5)		1000
T30R													
112-03019	**T30R9C2**	T30R	MS3367-5-9	30 lbs	(135)	5.9″	(150)	1.38″	(35)	.14″	(3.5)	Natural	100
111-03047	**T30R9M4**	T30R	MS3367-5-9	30 lbs	(135)	5.9″	(150)	1.38″	(35)	.14″	(3.5)		1000
111-00438	**T30R0C2**	T30R	*	30 lbs	(135)	5.9″	(150)	1.38″	(35)	.14″	(3.5)	Black	100
111-03034	**T30R0M4**	T30R	*	30 lbs	(135)	5.9″	(150)	1.38″	(35)	.14″	(3.5)		1000
T30L													
111-03325	**T30L9C2**	T30L	–	30 lbs	(135)	7.48″	(190)	1.97″	(50)	.14″	(3.5)	Natural	100
111-03327	**T30L9M4**	T30L	–	30 lbs	(135)	7.48″	(190)	1.97″	(50)	.14″	(3.5)		1000
111-03313	**T30L0C2**	T30L	–	30 lbs	(135)	7.48″	(190)	1.97″	(50)	.14″	(3.5)	Black	100
111-03315	**T30L0M4**	T30L	–	30 lbs	(135)	7.48″	(190)	1.97″	(50)	.14″	(3.5)		1000
T30LL													
111-03515	**T30LL9C2**	T30LL	–	30 lbs	(135)	11.42″	(290)	3.15″	(80)	.14″	(3.5)	Natural	100
111-03517	**T30LL9M4**	T30LL	–	30 lbs	(135)	11.42″	(290)	3.15″	(80)	.14″	(3.5)		1000
111-03501	**T30LL0C2**	T30LL	–	30 lbs	(135)	11.42″	(290)	3.15″	(80)	.14″	(3.5)	Black	100
111-03511	**T30LL0M4**	T30LL	–	30 lbs	(135)	11.42″	(290)	3.15″	(80)	.14″	(3.5)		1000
T30XL													
111-02900	**T30XL9C2**	T30XL	–	30 lbs	(135)	14.37″	(365)	4.13″	(105)	.14″	(3.5)	Natural	100
111-02907	**T30XL9M4**	T30XL	–	30 lbs	(135)	14.37″	(365)	4.13″	(105)	.14″	(3.5)		1000
111-02901	**T30XL0C2**	T30XL	–	30 lbs	(135)	14.37″	(365)	4.13″	(105)	.14″	(3.5)	Black	100
111-02903	**T30XL0M4**	T30XL	–	30 lbs	(135)	14.37″	(365)	4.13″	(105)	.14″	(3.5)		1000

Installation tools - MK7, MK7HT, MK7P, MK9, MK9HT, MK9P. MK9 and MK9P cannot be used with T18S cable ties.
Dimensions are approximate and subject to technical changes. Use **Part No.** for ordering and **Type** for specification purposes.
* Military black available. Contact HellermannTyton for more information.

Standard Cable Ties
T40 - T50 Series - Natural and Black

Material Data	
Material	**Polyamide 6.6 (PA66)**
Operating Temperature	**-40 °F to +185 °F (-40 °C to +85 °C) continuous**
Flammability	**UL94 V2**

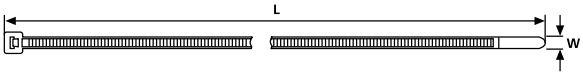

File# E64139 *File# E64139*

Product Selection

Article No.	Part No.	Type	US Gov. Designation	Min. Tensile Strength lbs.	(N)	Length (L) in.	(mm)	Max. Ø Bundle in.	(mm)	Width (W) in.	(mm)	Color	Pkg. Qty.
T40R													
112-04019	**T40R9C2**	T40R(U)	–	40 lbs	(180)	8.27″	(210)	2.16″	(55)	.16″	(4.0)	Natural	100
111-04131	**T40R9M4**	T40R(U)	–	40 lbs	(180)	8.27″	(210)	2.16″	(55)	.16″	(4.0)		1000
112-04060	**T40R0C2**	T40R(U)	–	40 lbs	(180)	8.27″	(210)	2.16″	(55)	.16″	(4.0)	Black	100
111-04122	**T40R0M4**	T40R(U)	–	40 lbs	(180)	8.27″	(210)	2.16″	(55)	.16″	(4.0)		1000
T40I													
111-04609	**T40I9C2**	T40I	–	40 lbs	(180)	11.42″	(290)	3.15″	(80)	.16″	(4.0)	Natural	100
111-04612	**T40I9M4**	T40I	–	40 lbs	(180)	11.42″	(290)	3.15″	(80)	.16″	(4.0)		1000
111-04600	**T40I0C2**	T40I	–	40 lbs	(180)	11.42″	(290)	3.15″	(80)	.16″	(4.0)	Black	100
111-04604	**T40I0M4**	T40I	–	40 lbs	(180)	11.42″	(290)	3.15″	(80)	.16″	(4.0)		1000
T40L													
111-04300	**T40L9C2**	T40L	–	40 lbs	(180)	14.4″	(365)	4.13″	(105)	.16″	(4.0)	Natural	100
111-04311	**T40L9M4**	T40L	–	40 lbs	(180)	14.4″	(365)	4.13″	(105)	.16″	(4.0)		1000
111-04301	**T40L0C2**	T40L	–	40 lbs	(180)	14.4″	(365)	4.13″	(105)	.16″	(4.0)	Black	100
111-04305	**T40L0M4**	T40L	–	40 lbs	(180)	14.4″	(365)	4.13″	(105)	.16″	(4.0)		1000
T50S													
111-05811	**T50S9C2**	T50S	–	50 lbs	(225)	5.9″	(150)	1.38″	(35)	.18″	(4.6)	Natural	100
111-05813	**T50S9M4**	T50S	–	50 lbs	(225)	5.9″	(150)	1.38″	(35)	.18″	(4.6)		1000
111-05806	**T50S0C2**	T50S	–	50 lbs	(225)	5.9″	(150)	1.38″	(35)	.18″	(4.6)	Black	100
111-05808	**T50S0M4**	T50S	–	50 lbs	(225)	5.9″	(150)	1.38″	(35)	.18″	(4.6)		1000
T50R													
112-05019	**T50R9C2**	T50R	MS3367-1-9	50 lbs	(225)	7.9″	(200)	1.97″	(50)	.18″	(4.6)	Natural	100
111-04862	**T50R9M4**	T50R	MS3367-1-9	50 lbs	(225)	7.9″	(200)	1.97″	(50)	.18″	(4.6)		1000
111-04878	**T50R0C2**	T50R	*	50 lbs	(225)	7.9″	(200)	1.97″	(50)	.18″	(4.6)	Black	100
111-04846	**T50R0M4**	T50R	*	50 lbs	(225)	7.9″	(200)	1.97″	(50)	.18″	(4.6)		1000
T50I													
112-05219	**T50I9C2**	T50I	MS3367-7-9	50 lbs	(225)	11.8″	(300)	3.35″	(85)	.18″	(4.6)	Natural	100
111-05230	**T50I9M4**	T50I	MS3367-7-9	50 lbs	(225)	11.8″	(300)	3.35″	(85)	.18″	(4.6)		1000
111-00444	**T50I0C2**	T50I	*	50 lbs	(225)	11.8″	(300)	3.35″	(85)	.18″	(4.6)	Black	100
111-05216	**T50I0M4**	T50I	*	50 lbs	(225)	11.8″	(300)	3.35″	(85)	.18″	(4.6)		1000
T50L													
112-05419	**T50L9C2**	T50L	MS3367-2-9	50 lbs	(225)	15.35″	(390)	4.33″	(110)	.18″	(4.6)	Natural	100
111-05449	**T50L9M4**	T50L	MS3367-2-9	50 lbs	(225)	15.35″	(390)	4.33″	(110)	.18″	(4.6)		1000
111-00445	**T50L0C2**	T50L	*	50 lbs	(225)	15.35″	(390)	4.33″	(110)	.18″	(4.6)	Black	100
111-00504	**T50L0M4**	T50L	*	50 lbs	(225)	15.35″	(390)	4.33″	(110)	.18″	(4.6)		1000

Installation tools - MK7, MK7HT, MK7P, MK9, MK9HT, MK9P. Dimensions are approximate and subject to technical changes.
Use **Part No.** for ordering and **Type** for specification purposes.
* Military black available. Contact HellermannTyton for more information.

Heavy Duty Cable Ties

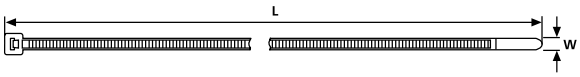

Material Data	
Material	**Polyamide 6.6 (PA66)**
Operating Temperature	**-40 °F to +185 °F (-40 °C to +85 °C) continuous**
Flammability	**UL94 V2**

T120 Series

File# E64139 *File# E64139*

Product Selection

Article No.	Part No.	Type	US Gov. Designation	Min. Tensile Strength lbs.	(N)	Length (L) in.	(mm)	Max. Ø Bundle in.	(mm)	Width (W) in.	(mm)	Color	Pkg. Qty.
T120S													
111-12819	**T120S9K2**	T120S	–	120 lbs	(535)	8.85″	(225)	2.17″	(55)	.30″	(7.6)	Natural	50
111-12813	**T120S9H4**	T120S	–	120 lbs	(535)	8.85″	(225)	2.17″	(55)	.30″	(7.6)		500
111-12803	**T120S0K2**	T120S	–	120 lbs	(535)	8.85″	(225)	2.17″	(55)	.30″	(7.6)	Black	50
111-12808	**T120S0H4**	T120S	–	120 lbs	(535)	8.85″	(225)	2.17″	(55)	.30″	(7.6)		500
T120I													
111-12211	**T120I9K2**	T120I	–	120 lbs	(535)	11.81″	(300)	3.15″	(80)	.30″	(7.6)	Natural	50
111-12213	**T120I9H4**	T120I	–	120 lbs	(535)	11.81″	(300)	3.15″	(80)	.30″	(7.6)		500
111-12201	**T120I0K2**	T120I	–	120 lbs	(535)	11.81″	(300)	3.15″	(80)	.30″	(7.6)	Black	50
111-12206	**T120I0H4**	T120I	–	120 lbs	(535)	11.81″	(300)	3.15″	(80)	.30″	(7.6)		500
T120R													
112-12019	**T120R9K2**	T120R	MS3367-3-9	120 lbs	(535)	15.24″	(387)	4.13″	(105)	.30″	(7.6)	Natural	50
111-12036	**T120R9H4**	T120R	MS3367-3-9	120 lbs	(535)	15.24″	(387)	4.13″	(105)	.30″	(7.6)		500
112-12060	**T120R0K2**	T120R	*	120 lbs	(535)	15.24″	(390)	4.13″	(105)	30″	(7.6)	Black	50
111-12013	**T120R0H4**	T120R	*	120 lbs	(535)	15.24″	(387)	4.13″	(105)	.30″	(7.6)		500
T120L													
111-12419	**T120L9K2**	T120L	MS3367-6-9	120 lbs	(535)	30.0″	(760)	8.85″	(225)	.30″	(7.6)	Natural	50
111-12405	**T120L0K2**	T120L	*	120 lbs	(535)	30.0″	(760)	8.85″	(225)	.30″	(7.6)	Black	50

Installation tools - MK9, MK9HT, MK9P. Dimensions are approximate and subject to technical changes. Use **Part No.** for ordering and **Type** for specification purposes. *Military black available. Contact HellermannTyton for more information.

T150 Series

File# E64139

Product Selection

Article No.	Part No.	Type	US Gov. Designation	Min. Tensile Strength lbs.	(N)	Length (L) in.	(mm)	Max. Ø Bundle in.	(mm)	Width (W) in.	(mm)	Color	Pkg. Qty.
T150R													
111-15203	**T150R9X2**	T150R(U)	–	175 lbs	(780)	15.35″	(390)	4.13″	(105)	.35″	(8.8)	Natural	25
111-15200	**T150R0X2**	T150R(U)	–	175 lbs	(780)	15.35″	(390)	4.13″	(105)	.35″	(8.8)	Black	25
T150M													
111-15619	**T150M9X2**	T150M	–	175 lbs	(780)	21.00″	(530)	5.91″	(150)	.35″	(8.9)	Natural	25
111-00124	**T150M0X2**	T150M	–	175 lbs	(780)	21.00″	(530)	5.91″	(150)	.35″	(8.9)	Black	25
T150L													
111-15419	**T150L9X2**	T150L	–	175 lbs	(780)	32.28″	(820)	9.65″	(245)	.35″	(8.9)	Natural	25
111-15405	**T150L0X2**	T150L	–	175 lbs	(780)	32.28″	(820)	9.65″	(245)	.35″	(8.9)	Black	25
T150LL													
111-15719	**T150LL9X2**	T150LL	–	175 lbs	(780)	36.42″	(925)	10.83″	(275)	.35″	(8.9)	Natural	25
111-15700	**T150LL0X2**	T150LL	–	175 lbs	(780)	36.42″	(925)	10.83″	(275)	.35″	(8.9)	Black	25
T150XL													
111-15519	**T150XL9X2**	T150XL	–	175 lbs	(780)	43.11″	(1095)	13.00″	(330)	.35″	(8.9)	Natural	25
111-15500	**T150XL0X2**	T150XL	–	175 lbs	(780)	43.11″	(1095)	13.00″	(330)	.35″	(8.9)	Black	25
T150XLL													
111-15304	**T150XLL9X2**	T150XLL	–	175 lbs	(780)	52.17″	(1325)	15.95″	(405)	.35″	(8.9)	Natural	25
111-15300	**T150XLL0X2**	T150XLL	–	175 lbs	(780)	52.17″	(1325)	15.95″	(405)	.35″	(8.9)	Black	25

Installation tools - MK9, MK9HT, MK9P. Dimensions are approximate and subject to technical changes. Use **Part No.** for ordering and **Type** for specification purposes.

Standard Cable Ties- Specialty Materials
T18 - T120 Series - Heat Stabilized

HellermannTyton's heat stabilized cable ties provide excellent resistance when exposed to high heat applications.

Material Data	
Material	**Polyamide 6.6 heat stabilized (PA66HS)**
Operating Temperature	**-40 °F to +221 °F (-40 °C to +105 °C) continuous**
Flammability	**UL94 V2**

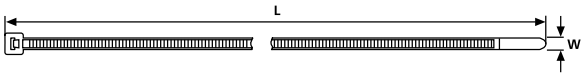

File# E64139 *File# E64139*

Product Selection

Article No.	Part No.	Type	Min. Tensile Strength lbs.	(N)	Length (L) in.	(mm)	Max. Ø Bundle in.	(mm)	Width (W) in.	(mm)	Color	Pkg. Qty.
T18S												
111-02815	**T18S0HSM4**	T18S	18 lbs	(80)	3.27″	(83)	.63″	(16)	.09″	(2.3)	Black	1000
T18R												
111-01905	**T18R0HSC2**	T18R	18 lbs	(80)	4″	(100)	.87″	(22)	.10″	(2.5)	Black	100
111-00476	**T18R0HSM4**	T18R	18 lbs	(80)	4″	(100)	.87″	(22)	.10″	(2.5)	Black	1000
T18I												
111-02305	**T18I0HSM4**	T18I	18 lbs	(80)	5.5″	(140)	1.38″	(35)	.10″	(2.5)	Black	1000
T18L												
111-00403	**T18L0HSC2**	T18L	18 lbs	(80)	8.0″	(205)	2.17″	(55)	.10″	(2.5)	Black	100
111-00404	**T18L0HSM4**	T18L	18 lbs	(80)	8.0″	(205)	2.17″	(55)	.10″	(2.5)	Black	1000
T30R												
111-03067	**T30R0HSC2**	T30R	30 lbs	(135)	5.9″	(150)	1.38″	(35)	.14″	(3.5)	Black	100
111-03068	**T30R0HSM4**	T30R	30 lbs	(135)	5.9″	(150)	1.38″	(35)	.14″	(3.5)	Black	1000
T50R												
111-04900	**T50R0HSC2**	T50R	50 lbs	(225)	7.9″	(200)	1.97″	(50)	.18″	(4.6)	Black	100
111-04901	**T50R0HSM4**	T50R	50 lbs	(225)	7.9″	(200)	1.97″	(50)	.18″	(4.6)	Black	1000
T50I												
111-05248	**T50I0HSC2**	T50I	50 lbs	(225)	11.8″	(300)	3.35″	(85)	.18″	(4.6)	Black	100
111-05251	**T50I0HSM4**	T50I	50 lbs	(225)	11.8″	(300)	3.35″	(85)	.18″	(4.6)	Black	1000
T50L												
111-05470	**T50L0HSC2**	T50L	50 lbs	(225)	15.35″	(390)	4.33″	(110)	.18″	(4.6)	Black	100
111-05471	**T50L0HSM4**	T50L	50 lbs	(225)	15.35″	(390)	4.33″	(110)	.18″	(4.6)	Black	1000
T120R												
111-12061	**T120R0HSK2**	T120R	120 lbs	(535)	15.24″	(387)	4.13″	(105)	.30″	(7.6)	Black	50
111-12058	**T120R0HSH4**	T120R	120 lbs	(535)	15.24″	(387)	4.13″	(105)	.30″	(7.6)	Black	500

Installation tools - MK7, MK7HT, MK7P, MK9, MK9HT, MK9P. MK9, MK9HT, and MK9P tools cannot be used with T18S cable ties.
Dimensions are approximate and subject to technical changes. Use **Part No.** for ordering and **Type** for specification purposes.

Standard Cable Ties- Specialty Materials
T18 -T50 Series - Flame Retardant

HellermannTyton's flame retardant cable ties meet the UL 94V0 flammability requirements.

Material Data	
Material	**Polyamide 6.6 V0 (PA66V0)**
Operating Temperature	**-40 °F to +185 °F (-40 °C to +85 °C) continuous**
Flammability	**UL94 V0**

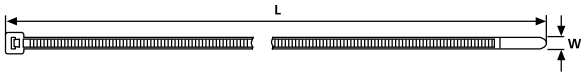

File# E64139 *File# E64139*

Product Selection

Article No.	Part No.	Type	Min. Tensile Strength lbs.	(N)	Length (L) in.	(mm)	Max. Ø Bundle in.	(mm)	Width (W) in.	(mm)	Color	Pkg. Qty.
T18R												
111-01834	**T18R9VOC2**	T18R	18 lbs	(80)	4″	(100)	.87″	(22)	.10″	(2.5)	White	100
111-01835	**T18R9VOM4**	T18R	18 lbs	(80)	4″	(100)	.87″	(22)	.10″	(2.5)	White	1000
111-01833	**T18R0VOC2**	T18R	18 lbs	(80)	4″	(100)	.87″	(22)	.10″	(2.5)	Black	100
T18I												
111-02304	**T18I9VOM4**	T18I	18 lbs	(80)	5.5″	(144)	1.38″	(35)	.10″	(2.5)	White	1000
T18L												
111-02045	**T18L9VOC2**	T18L	18 lbs	(80)	7.95″	(202)	2.17″	(55)	.10″	(2.5)	White	100
111-02046	**T18L9VOM4**	T18L	18 lbs	(80)	7.95″	(202)	2.17″	(55)	.10″	(2.5)	White	1000
111-02044	**T18L0VOC2**	T18L	18 lbs	(80)	7.95″	(202)	2.17″	(55)	.10″	(2.5)	Black	100
T30R												
111-03073	**T30R9VOC2**	T30R	30 lbs	(135)	5.83″	(148)	1.38″	(35)	.14″	(3.6)	White	100
111-03074	**T30R9VOM4**	T30R	30 lbs	(135)	5.83″	(148)	1.38″	(35)	.14″	(3.6)	White	1000
111-03072	**T30R0VOC2**	T30R	30 lbs	(135)	5.83″	(148)	1.38″	(35)	.14″	(3.6)	Black	100
T50R												
111-04909	**T50R9VOC2**	T50R	50 lbs	(225)	7.95″	(202)	1.97″	(50)	.18″	(4.6)	White	100
111-04911	**T50R9VOM4**	T50R	50 lbs	(225)	7.95″	(202)	1.97″	(50)	.18″	(4.6)	White	1000
111-04887	**T50R0VOC2**	T50R	50 lbs	(225)	7.95″	(202)	1.97″	(50)	.18″	(4.6)	Black	100
111-04908	**T50R0VOM4**	T50R	50 lbs	(225)	7.95″	(202)	1.97″	(50)	.18″	(4.6)	Black	1000
T50I												
111-05254	**T50I9VOC2**	T50I	50 lbs	(225)	11.82″	(300)	3.35″	(85)	.18″	(4.6)	White	100
111-05255	**T50I9VOM4**	T50I	50 lbs	(225)	11.82″	(300)	3.35″	(85)	.18″	(4.6)	White	1000
111-05258	**T50I0VOC2**	T50I	50 lbs	(225)	11.82″	(300)	3.35″	(85)	.18″	(4.6)	Black	100
T50L												
111-05438	**T50L9VOC2**	T50L	50 lbs	(225)	15.35″	(390)	4.33″	(110)	.19″	(4.7)	White	100
111-05476	**T50L9VOM4**	T50L	50 lbs	(225)	15.35″	(390)	4.33″	(110)	.19″	(4.7)	White	1000
111-05475	**T50L0VOC2**	T50L	50 lbs	(225)	15.35″	(390)	4.33″	(110)	.19″	(4.7)	Black	100

Installation tools - MK7, MK7HT, MK7P, MK9, MK9HT, MK9P. Dimensions are approximate and subject to technical changes. Use **Part No.** for ordering and **Type** for specification purposes.

Standard Cable Ties- Specialty Materials
T18 - T120 Series - Polypropylene

HellermannTyton's polypropylene cable ties offer added resistance to most chemicals.

Material Data	
Material	**Polypropylene (PP)**
Operating Temperature	**-40 °F to +239 °F (-40 °C to +115 °C) continuous**
Flammability	**UL94 HB**

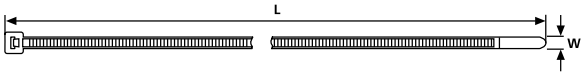

Product Selection

Article No.	Part No.	Type	Min. Tensile Strength lbs.	(N)	Length (L) in.	(mm)	Max. Ø Bundle in.	(mm)	Width (W) in.	(mm)	Color	Pkg. Qty.
T18R												
111-01921	**T18R9PPC2**	T18R	11 lbs	(49)	4″	(100)	.75″	(19)	.10″	(2.5)	Natural	100
111-01922	**T18R9PPM4**	T18R	11 lbs	(49)	4″	(100)	.75″	(19)	.10″	(2.5)	Natural	1000
111-01917	**T18R0PPC2**	T18R	11 lbs	(49)	4″	(100)	.75″	(19)	.10″	(2.5)	Black	100
111-01918	**T18R0PPM4**	T18R	11 lbs	(49)	4″	(100)	.75″	(19)	.10″	(2.5)	Black	1000
T30R												
111-03017	**T30R9PPC2**	T30R	20 lbs	(89)	5.83″	(148)	1.26″	(32)	.14″	(3.6)	Natural	100
T50R												
111-04931	**T50R9PPC2**	T50R	30 lbs	(133)	8.0″	(203.8)	1.75″	(44.5)	.19″	(4.7)	Natural	100
111-04928	**T50R0PPC2**	T50R	30 lbs	(133)	8.0″	(203.8)	1.75″	(44.5)	.19″	(4.7)	Black	100
111-04929	**T50R0PPM4**	T50R	30 lbs	(133)	8.0″	(203.8)	1.75″	(44.5)	.19″	(4.7)	Black	1000
T50I												
111-05262	**T50I9PPM4**	T50I	30 lbs	(133)	11.8″	(300)	3.35″	(85)	.18″	(4.6)	Natural	1000
T120R												
111-12067	**T120R0PPK2**	T120R	60 lbs	(267)	15.35″	(390)	4.13″	(105)	.30″	(7.6)	Black	50
111-12066	**T120R0PPH4**	T120R	60 lbs	(267)	15.35″	(390)	4.13″	(105)	.30″	(7.6)	Black	500

Installation tools - MK7, MK7HT, MK7P, MK9, MK9HT, MK9P. Dimensions are approximate and subject to technical changes. Use **Part No.** for ordering and **Type** for specification purposes.

PEEK Tie For High Temperature Applications

HellermannTyton's high performance PEEK material withstands temperatures up to +500°F (+260°C) and highly resistant to chemicals. The cable ties are designed with a contoured head making it ideal for space restricted areas. The outside serrations minimize any damage to the cable insulation. HellermannTyton's fir tree mounts provide a secure grip in a mounting hole and protect against dirt and other impurities. The mount can slide along the strap of the tie for proper orientation. The fir tree mounts are designed to provide a low insertion force and high extraction force. HellermannTyton's cable tie anchor mounts are designed with a 4-way entry point which allows the mount to be placed parallel or perpendicular to the wire bundle.



The contoured head takes up less space, gives a low insertion force, and offers high strength.

Material Data	
Material	**Polyetheretherketone (PEEK)**
Operating Temperature	**-67 °F to +500 °F (-55 °C to +260 °C) continuous**
Flammability	**UL94 V0**

RoHS

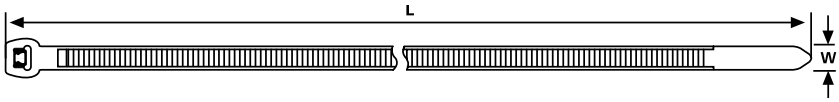

Product Selection

Article No.	Part No.	Type	Min. Tensile Strength lbs. (N)	Max Ø Bundle in. (mm)	Length (L) in. (mm)	Width (W) in. (mm)	Mounting Hole Ø in. (mm)	Panel Thickness in. (mm)	Disc in. (mm)	Color	Pkg. Qty.
Cable Ties											
118-00032	**118-00032**	PT2A	52 lbs. (230)	1.38" (35)	5.7" (145)	.13" (3.4)	–	–	–	Beige	100
111-01235	**111-01235**	PT220	85 lbs. (380)	2.2" (56)	8.6" (220)	.18" (4.6)	–	–	–	Beige	100

Product Selection

Article No.	Part No.	Type	Min. Tensile Strength lbs. (N)	Max Ø Bundle in. (mm)	Length (L) in. (mm)	Width (W) in. (mm)	Mounting Hole Ø in. (mm)	Panel Thickness in. (mm)	Disc in. (mm)	Color	Pkg. Qty.
156-00455	**156-00455**	T50RO SP1SFT65	50 lbs. (225)	1.77" (45)	7.9" (200)	.18" (4.6)	.25" - .26" (6.3 - 6.7)	.028" - .051" (.7 - 1.3)	.63" (16)	Gray Beige	100
156-00456	**156-00456**	T50RO SP2SFT65	50 lbs. (225)	1.77" (45)	7.9" (200)	.18" (4.6)	.25" - .26" (6.3 - 6.7)	.028" - .051" (.7 - 1.3)	.63" (16)	Gray Beige	100

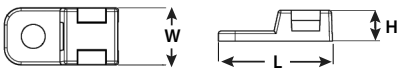

Product Selection

Article No.	Part No.	Type	Cable Tie Series	Mounting	Length (L) in. (mm)	Width (W) in. (mm)	Height (H) in. (mm)	Color	Pkg. Qty.
Mounts									
151-00757	**151-00757**	CTAM1	T18 - T50	#10 Screw	.81" (20.5)	.40" (10.2)	.22" (5.5)	Beige	100
151-00758	**151-00758**	CTAM2	T18 - T50	#10 Screw	.81" (20.5)	.40" (10.2)	.22" (5.5)	Beige	100

Cable Ties/High Temperature Ties

HellermannTyton's high temperature cable ties provide excellent resistance in operating temperatures up to 275°F (135°C), while still maintaining tensile strength properties.



Material Data	
Material	**Polyamide 4.6 (PA46)**
Operating Temperature	**-40 °F to +275 °F (-40 °C to +135 °C) continuous**
Flammability	**UL94 V2**

RoHS

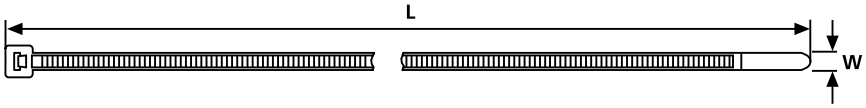

Product Selection

Article No.	Part No.	Type	Min. Tensile Strength lbs.	(N)	Length (L) in.	(mm)	Max Ø Bundle in.	(mm)	Width (W) in.	(mm)	Color	Pkg. Qty.
116-01811	**T18R1STNLM5**	T18R1STNLM5	18 lbs.	(80)	4"	(100)	.87"	(22)	.10"	(2.5)	Brown	100
116-03011	**T30R1STNLM4**	T30R1STNLM4	30 lbs.	(135)	5.9"	(150)	1.38"	(35)	.14"	(3.5)	Brown	100
116-05011	**T50R1STNLM5**	T50R1STNLM5	50 lbs.	(225)	7.9"	(200)	1.97"	(50)	.18"	(4.6)	Brown	100
111-05443	**T50L1STNLM4**	T50L1STNLM4	50 lbs.	(225)	15.3"	(390)	4.33"	(110)	.18"	(4.6)	Brown	100

E/TFE Cable Ties

Tefzel ties provide excellent protection against radiation, ultraviolet light, and a wide range of chemicals. They are also rated for low outgassing applications. HellermannTyton's Tefzel ties come in a standard color of blue for easy identification.

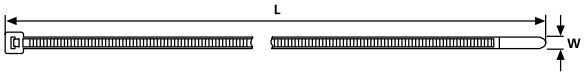

Material Data	
Material	**Polyamide 4.6 (PA46)**
Operating Temperature	**-40 °F to +275 °F (-40 °C to +135 °C) continuous**
Flammability	**UL94 V2**

RoHS

Product Selection

Article No.	Part No.	Type	Min. Tensile Strength lbs.	Min. Tensile Strength (N)	Length (L) in.	Length (L) (mm)	Max. Ø Bundle in.	Max. Ø Bundle (mm)	Width (W) in.	Width (W) (mm)	Color	Pkg. Qty.
111-00659	**111-00659**	T18R	18 lbs	(80)	4″	(100)	.87″	(22)	.10″	(2.5)	Blue	100
111-00698	**111-00698**	T30R	30 lbs	(133)	5.9″	(150)	1.42″	(36)	.14″	(3.5)	Blue	100
111-00732	**111-00732**	T50R	50 lbs	(222)	8″	(200)	1.97″	(50)	.18″	(4.6)	Blue	100
111-00718	**111-00718**	T50L	50 lbs	(222)	15″	(380)	4.13″	(105)	.18″	(4.6)	Blue	100
111-01125	**111-01125**	T120R	120 lbs	(535)	15″	(380)	4.13″	(105)	.30″	(7.6)	Blue	50

Tefzel is a registered trademark of E.I. DuPont Corporation. Installation tools - MK7, MK7HT, MK7P, MK9, MK9HT, MK9P.
Dimensions are approximate and subject to technical changes. Use **Part No.** for ordering and **Type** for specification purposes.

Outside Serrated Cable Ties

The outside serrated cable ties are for specific applications where thin walled or soft insulation is used (such as in aircraft, trains, etc.) and for applications that are very sensitive to the amount of force applied to the cable.



Outside serrated cable ties are also available in natural. Contact HellermannTyton for more information.

Material Data	
Material	**Polyamide 6.6 heat stabilized (PA66HS)**
Operating Temperature	**-40 °F to +221 °F (-40 °C to +105 °C) continuous**
Flammability	**UL94 V2**

RoHS

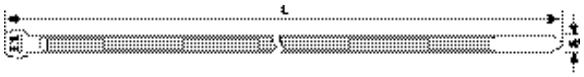

Product Selection

Article No.	Part No.	Type	Min. Tensile Strength lbs.	Min. Tensile Strength (N)	Length (L) in.	Length (L) (mm)	Max. Ø Bundle in.	Max. Ø Bundle (mm)	Width (W) in.	Width (W) (mm)	Color	Pkg. Qty.
118-04700	**118-04700**	T18ROS	18 lbs	(80)	3.94″	(100)	.79″	(20)	.10″	(2.5)	Black	100
118-04800	**118-04800**	T30ROS	30 lbs	(135)	5.71″	(145)	1.34″	(35)	.13″	(3.4)	Black	100
118-04900	**118-04900**	T30LOS	30 lbs	(135)	7.87″	(200)	2.0″	(50)	.13″	(3.4)	Black	100
118-00110	**118-00110**	T50SOS	50 lbs	(225)	6.0	(150)	1.36″	(35)	.18″	(4.6)	Black	1000
118-00111	**118-00111**	T50ROS	50 lbs	(225)	8″	(200)	1.95″	(50)	.18″	(4.6)	Black	1000
118-05900	**118-05900**	T50LOS	50 lbs	(225)	15″	(384)	4.29″	(110)	.18″	(4.6)	Black	100

Installation tools - MK7, MK7HT, MK7P, MK9, MK9HT, MK9P. Dimensions are approximate and subject to technical changes. Use **Part No.** for ordering and **Type** for specification purposes.

Releasable Ties

The extended pawl allows for simple and quick release of the ties. Perfect for prototype construction and service requiring the addition of wires on existing harnesses.

Material Data	
Material	**Polyamide 6.6 (PA66)**
Operating Temperature	**-40 °F to +185 °F (-40 °C to +85 °C) continuous**
Flammability	**UL94 V2**

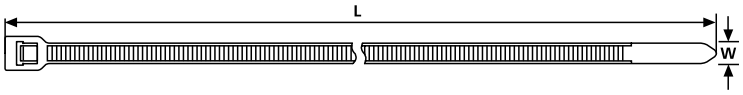

RT40R

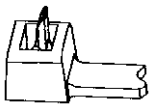

RT50S and RT50LL

File# E64139

Product Selection

Article No.	Part No.	Type	Min. Tensile Strength lbs.	(N)	Length (L) in.	(mm)	Max. Ø Bundle in.	(mm)	Width (W) in.	(mm)	Color	Pkg. Qty.
RT40R												
115-06219	**RT40R9C2**	RT40R	40 lbs	(80)	8.46″	(215)	2.0″	(51)	.16″	(4.0)	Natural	100
115-06204	**RT40R9M4**	RT40R	40 lbs	(80)	8.46″	(215)	2.0″	(51)	.16″	(4.0)		1000
115-06200	**RT40R0C2**	RT40R	40 lbs	(80)	8.46″	(215)	2.0″	(51)	.16″	(4.0)	Black	100
115-06202	**RT40R0M4**	RT40R	40 lbs	(80)	8.46″	(215)	2.0″	(51)	.16″	(4.0)		1000
RT50S												
115-06319	**RT50S9C2**	RT50S	50 lbs	(225)	6.5″	(165)	1.38″	(35)	.18″	(4.6)	Natural	100
115-06304	**RT50S9M4**	RT50S	50 lbs	(225)	6.5″	(165)	1.38″	(35)	.18″	(4.6)		1000
115-06300	**RT50S0C2**	RT50S	50 lbs	(225)	6.5″	(165)	1.38″	(35)	.18″	(4.6)	Black	100
115-00035	**RT50S0M4**	RT50S	50 lbs	(225)	6.5″	(165)	1.38″	(35)	.18″	(4.6)		1000
RT50LL												
115-06102	**RT50LL9C2**	RT50LL	50 lbs	(225)	15″	(380)	3.98″	(101)	.18″	(4.6)	Natural	100
115-06104	**RT50LL9M4**	RT50LL	50 lbs	(225)	15″	(380)	3.98″	(101)	.18″	(4.6)		1000
115-00039	**RT50LL0C2**	RT50LL	50 lbs	(225)	15″	(380)	3.98″	(101)	.18″	(4.6)	Black	100
115-06101	**RT50LL0M4**	RT50LL	50 lbs	(225)	15″	(380)	3.98″	(101)	.18″	(4.6)		1000

Dimensions are approximate and subject to technical changes. Use **Part No.** for ordering and **Type** for specification purposes.

REL Releasable Ties

Ideal for use in applications where there is the need to repeatedly open and close the tie.



Material Data	
Material	**Polyamide 6.6 (PA66)**
Operating Temperature	**-40 °F to +185 °F (-40 °C to +85 °C) continuous**
Flammability	**UL94 V2**

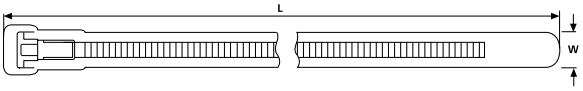

Product Selection

Article No.	Part No.	Type	Min. Tensile Strength lbs.	(N)	Length (L) in.	(mm)	Max. Ø Bundle in.	(mm)	Width (W) in.	(mm)	Color	Pkg. Qty.
REL50R												
115-00503	**REL50R9C2**	REL50R	50 lbs	(225)	5.5″	(140)	1.38″	(35)	.29″	(7.4)	Natural	100
115-00505	**REL50R9L4**	REL50R	50 lbs	(225)	5.5″	(140)	1.38″	(35)	.29″	(7.4)		200
115-00500	**REL50R0C2**	REL50R	50 lbs	(225)	5.5″	(140)	1.38″	(35)	.29″	(7.4)	Black	100
115-00502	**REL50R0L4**	REL50R	50 lbs	(225)	5.5″	(140)	1.38″	(35)	.29″	(7.4)		200
REL50L												
115-00605	**REL50L9C2**	REL50L	50 lbs	(225)	9.84″	(250)	2.76″	(70)	.29″	(7.4)	Natural	100
115-00607	**REL50L9L4**	REL50L	50 lbs	(225)	9.84″	(250)	2.76″	(70)	.29″	(7.4)		200
115-00600	**REL50L0C2**	REL50L	50 lbs	(225)	9.84″	(250)	2.76″	(70)	.29″	(7.4)	Black	100
115-00602	**REL50L0L4**	REL50L	50 lbs	(225)	9.84″	(250)	2.76″	(70)	.29″	(7.4)		200

Dimensions are approximate and subject to technical changes. Use **Part No.** for ordering and **Type** for specification purposes.

Pinch Releasable Ties

Patented pinch release mechanism for easy handling allows tie to be released using one hand.

Material Data	
Material	**Polyamide 6.6 (PA66)**
Operating Temperature	**-40 °F to +185 °F (-40 °C to +85 °C) continuous**
Flammability	**UL94 V2**

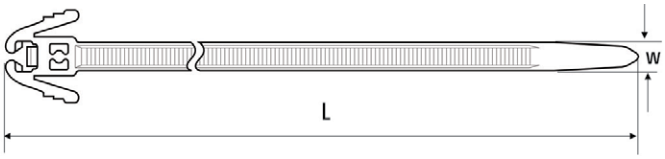

Product Selection

Article No.	Part No.	Type	Min. Tensile Strength lbs.	(N)	Length (L) in.	(mm)	Max. Ø Bundle in.	(mm)	Width (W) in.	(mm)	Color	Pkg. Qty.
115-40200	**REZ200.NB3P**	REZ200	30 lbs	(135)	7.88″	(200)	1.97″	(50)	.19″	(4.7)	Black	100
115-40300	**REZ300.NB3P**	REZ300	30 lbs	(135)	12.00″	(305)	3.15″	(80)	.19″	(4.7)	Black	100

Dimensions are approximate and subject to technical changes. Use **Part No.** for ordering and **Type** for specification purposes.

Heavy Duty Releasable Cable Ties

The RT150 and RT250 heavy duty releasable cable ties feature an extended pawl which allows for simple and quick release of the ties.

RT150 Heavy Duty Releasable Cable Ties

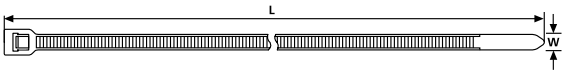

Material Data	
Material	**Polyamide 6.6 (PA66)**
Operating Temperature	**-40 °F to +185 °F (-40 °C to +85 °C) continuous**
Flammability	**UL94 V2**

Product Selection

Article No.	Part No.	Type	Min. Tensile Strength lbs.	(N)	Length (L) in.	(mm)	Max. Ø Bundle in.	(mm)	Width (W) in.	(mm)	Color	Pkg. Qty.
115-00036	**RT150REP0X2**	RT150REP	175 lbs	(780)	15.35″	(390)	4″	(105)	.346″	(8.8)	Black	25
115-00037	**RT150MEP0X2**	RT150MEP	175 lbs	(780)	21.06″	(535)	5.90″	(150)	.346″	(8.8)	Black	25
115-00038	**RT150LEP0X2**	RT150LEP	175 lbs	(780)	32.28″	(820)	9.65″	(245)	.346″	(8.8)	Black	25

Dimensions are approximate and subject to technical changes. Use **Part No.** for ordering and **Type** for specification purposes.

RT250 Heavy Duty Releasable Cable Ties

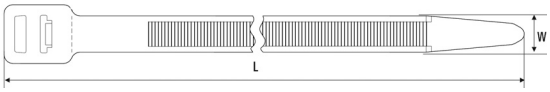

Material Data	
Material	**Polyamide 6.6 (PA66)**
Operating Temperature	**-40 °F to +185 °F (-40 °C to +85 °C) continuous**
Flammability	**UL94 V2**

File# E64139

Product Selection

Article No.	Part No.	Type	Min. Tensile Strength lbs.	(N)	Length (L) in.	(mm)	Max. Ø Bundle in.	(mm)	Width (W) in.	(mm)	Color	Pkg. Qty.
RT250S												
131-75819	**RT250S9X2**	RT250S	250 lbs	(1115)	9.05″	(230)	2.17″	(55)	.49″	(12.5)	Natural	25
115-41800	**RT250S0X2**	RT250S	250 lbs	(1115)	9.05″	(230)	2.17″	(55)	.49″	(12.5)	Black	25
RT250R												
131-75019	**RT250R9X2**	RT250R	250 lbs	(1115)	20.47″	(520)	5.71″	(145)	.49″	(12.5)	Natural	25
115-41300	**RT250R0X2**	RT250R	250 lbs	(1115)	20.47″	(520)	5.71″	(145)	.49″	(12.5)	Black	25
RT250M												
131-75619	**RT250M9X2**	RT250M	250 lbs	(1115)	22.24″	(565)	5.90″	(150)	.49″	(12.5)	Natural	25
131-75610	**RT250M0X2**	RT250M	250 lbs	(1115)	22.24″	(565)	5.90″	(150)	.49″	(12.5)	Black	25
RT250I												
131-75219	**RT250I9X2**	RT250I	250 lbs	(1115)	28.54″	(725)	8.00″	(203)	.49″	(12.5)	Natural	25
115-41401	**RT250I0X2**	RT250I	250 lbs	(1115)	28.54″	(725)	8.00″	(203)	.49″	(12.5)	Black	25
RT250L												
131-75419	**RT250L9X2**	RT250L	250 lbs	(1115)	34.65″	(880)	10.00″	(254)	.49″	(12.5)	Natural	25
115-41500	**RT250L0X2**	RT250L	250 lbs	(1115)	34.65″	(880)	10.00″	(254)	.49″	(12.5)	Black	25
RT250XL												
131-75519	**RT250XL9X2**	RT250XL	250 lbs	(1115)	40″	(1016.0)	12″	(304.8)	.49″	(12.5)	Natural	25
131-75510	**RT250XL0X2**	RT250XL	250 lbs	(1115)	40″	(1016.0)	12″	(304.8)	.49″	(12.5)	Black	25

Dimensions are approximate and subject to technical changes. Use **Part No.** for ordering and **Type** for specification purposes.

Heavy Duty Releasable Cable Ties

RT255 Heavy Duty Releasable Ties

Material Data	
Material	**Polyamide 6.6 impact modified, Heat Stabilized, UV Resistant (PA66HIRHS)**
Operating Temperature	**-40 °F to +230 °F (-40 °C to +110 °C) continuous**
Flammability	**UL94 HB**

RoHS

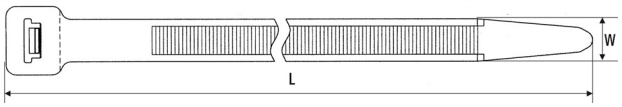

Product Selection

Article No.	Part No.	Type	Min. Tensile Strength lbs.	(N)	Length (L) in.	(mm)	Max. Ø Bundle in.	(mm)	Width (W) in.	(mm)	Color	Pkg. Qty.
115-01200	**RT255S0HIRX2**	RT255S	250 lbs	(1112)	8.86″	(225)	2.16″	(55)	.49″	(12.5)	Black	25
115-01300	**RT255R0HIRX2**	RT255R	250 lbs	(1112)	20.28″	(515)	5.71″	(145)	.49″	(12.5)	Black	25
115-01400	**RT255M0HIRX2**	RT255M	250 lbs	(1112)	22.05″	(560)	6.30″	(160)	.49″	(12.5)	Black	25

Dimensions are approximate and subject to technical changes. Use **Part No.** for ordering and **Type** for specification purposes.

SR255 Heavy Duty Sub-Releasable Ties

The SR255 series releasable heavy duty cable tie offers a release that is lower than the head of the cable tie, facilitating easy installation with the use of a HellermannTyton cable tie tool.

Material Data	
Material	**Polyamide 6.6 impact modified, Heat Stabilized, UV Resistant (PA66HIRHS)**
Operating Temperature	**-40 °F to +230 °F (-40 °C to +110 °C) continuous**
Flammability	**UL94 HB**

RoHS

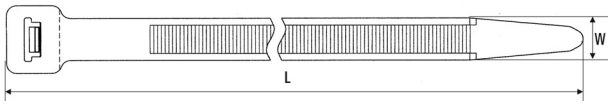

Product Selection

Article No.	Part No.	Type	Min. Tensile Strength lbs.	(N)	Length (L) in.	(mm)	Max. Ø Bundle in.	(mm)	Width (W) in.	(mm)	Color	Pkg. Qty.
115-42002	**SR255S0HIHSUVX2**	SR255S	250 lbs	(1112)	8.86″	(225)	2.16″	(50)	.49″	(12.5)	Black	25
115-42101	**SR255X0HIHSUVX2**	SR255X	250 lbs	(1112)	14″	(372)	3.94″	(100)	.49″	(12.5)	Black	25

Installation tools - MK9, MK9HT, MK9P. Dimensions are approximate and subject to technical changes. Use **Part No.** for ordering and **Type** for specification purposes.

Speedy Tie

An entirely new design in cable management, the SpeedyTie is a fully re-usable, easily releasable lashing tie. The SpeedyTie's unique design allows it to be released with one hand.

- Just one click to tie and untie
- Fully re-usable
- Once applied, the tail can be neatly tucked away for added safety
- Highly visible yellow color — also available in black, impact modified material
- Versatile design allows use for multiple applications

The SpeedyTie is a versatile tool for countless applications, including:
- In plant transfer of products
- Temporary and secure bundling
- Packaging

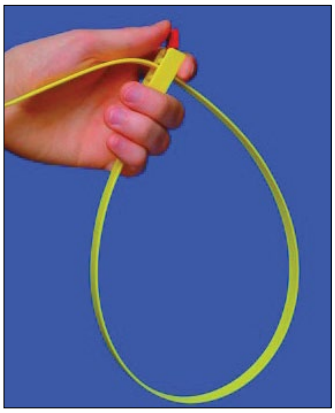

SpeedyTie - Quick and easy.

Material Data	
Material	**Polyamide 6.6 (PA66)**
Color	**Yellow , Red**
Operating Temperature	**-40 °F to +185 °F (-40 °C to +85 °C) continuous**
Flammability	**UL94 V2**

RoHS

Packaging Configurations

Distributor Packs
- Printed bag with a hang hole
- Display box
- 60 SpeedyTies - 12 bags of 5

OEM Packs
- Plain bag (no hang hole)
- Standard box
- 300 SpeedyTies - 12 bags of 25

Distributor Pack - point of purchase display for the SpeedyTie.

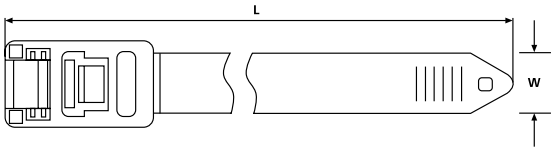

Product Selection

Article No.	Part No.	Type	Description	Min. Tensile Strength lbs. (N)	Length (L) in. (mm)	Max. Ø Bundle in. (mm)	Width (W) in. (mm)	Pkg. Qty.	Carton Qty.
115-00001	**RTT750HR.NX900**	RTT750HR	Distributor Pack - order in carton qty. only	200 lbs (888)	29.52″ (750)	8.27″ (210)	.51″ (13)	5	60
115-00000	**RTT750HR.NX1P**	RTT750HR	OEM Pack - order in carton qty. only	200 lbs (888)	29.52″ (750)	8.27″ (210)	.51″ (13)	25	300

Dimensions are approximate and subject to technical changes. Use **Part No.** for ordering and **Type** for specification purposes.

Stainless Steel Cable Ties

HellermannTyton's stainless steel ties are designed to secure hoses, cables, poles, pipes, and more when harsh environmental conditions may adversely affect the bundling application. Used where corrosion, vibration, weathering, radiation, and temperature extremes are a concern, HellermannTyton's stainless steel ties can be used in virtually any indoor, outdoor, and underground application.

MK9SST Stainless Steel Cable Tie Installation Tool

Product Selection

Article No.	Part No.	Type	Description	Cable Tie Series	Pkg. Qty.
110-95000	**MK9SST**	MK9SST	Adapted for use with stainless steel ties, the MK9 Stainless Steel tool retains the same design features as the MK9 series. The MK9SST accommodates all HellermannTyton stainless steel ties. Comes standard with padded foam grips for comfort and control and a hook for hanging on a belt or tether.	All MBT Series for both 304 and 316 materials	1

304 Material

Grade 304 material is commonly used for stainless steel bundling applications and suits most general purpose requirements. It features the ability to withstand most environmental conditions, particularly in applications where vibration, general weathering, radiation and temperature extremes are a concern.

- Self locking, ball bearing mechanism for quick and easy installation, either by hand or by tensioning tool
- Fully enclosed head does not allow dirt or grit to interfere with locking mechanism
- High tensile strength option for added strength and safety on heavy duty applications

HellermannTyton's MK9SST tool is durable and lightweight, offering superior stainless steel cable tie installation.

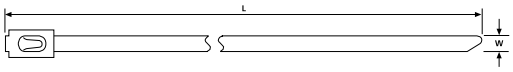

Material Data

Material	**Stainless Steel Type SS304 (SS304)**
Operating Temperature	**-112 °F to +1000 °F (-80 °C to +538 °C)**

RoHS

Product Selection

Article No.	Part No.	Type	Min. Tensile Strength lbs.	(N)	Length (L) in.	(mm)	Max. Ø Bundle in.	(mm)	Width (W) in.	(mm)	Pkg. Qty.
150 lb. Stainless Steel Ties											
111-93058	**MBT5S-S**	MBT5SS	150 lbs	(670)	5.0″	(127)	1″	(25)	.18″	(4.6)	100
111-93088	**MBT8S-S**	MBT8SS	150 lbs	(670)	7.9″	(201)	2″	(50)	.18″	(4.6)	100
111-93148	**MBT14S-S**	MBT14SS	150 lbs	(670)	14.3″	(362)	4″	(102)	.18″	(4.6)	100
111-93208	**MBT20S-S**	MBT20SS	150 lbs	(670)	20.5″	(521)	6″	(152)	.18″	(4.6)	100
111-93278	**MBT27S-S**	MBT27SS	150 lbs	(670)	26.8″	(681)	8″	(203)	.18″	(4.6)	100
111-93338	**MBT33S-S**	MBT33SS	150 lbs	(670)	33″	(838)	10″	(254)	.18″	(4.6)	100
250 lb. Stainless Steel Ties											
111-94088	**MBT8H-S**	MBT8HS	250 lbs	(1115)	7.9″	(201)	2″	(50)	.31″	(7.9)	50
111-94148	**MBT14H-S**	MBT14HS	250 lbs	(1115)	14.3″	(362)	4″	(102)	.31″	(7.9)	50
111-94208	**MBT20H-S**	MBT20HS	250 lbs	(1115)	20.5″	(521)	6″	(152)	.31″	(7.9)	50
111-94278	**MBT27H-S**	MBT27HS	250 lbs	(1115)	26.8″	(681)	8″	(203)	.31″	(7.9)	50
111-94338	**MBT33H-S**	MBT33HS	250 lbs	(1115)	33″	(838)	10″	(254)	.31″	(7.9)	50

Installation tools for the above cable ties - MK9SST. Dimensions are approximate and subject to technical changes. Use **Part No.** for ordering and **Type** for specification purposes. Stainless steel ties and materials should be tested thoroughly under end use conditions to determine suitability for the application.

Stainless Steel Cable Ties *(continued)*



316 Material

Grade 316 material is highly resistant to corrosion and widely used in marine environments where chemicals, salts, acids, and temperature extremes may affect the bundling application. MBT stainless steel ties in 316 steel material are also available with a nylon 11 protective coating. This coating creates a barrier and protectant from chemical reactions of dissimilar metals.

- Self locking, ball bearing mechanism for quick and easy installation, either by hand or by tensioning tool
- Fully enclosed head does not allow dirt or grit to interfere with locking mechanism
- High tensile strength option available for added strength and safety on heavy duty applications

Material Data	
Material	**Stainless Steel Type SS316 (SS316)**
Operating Temperature	**-112 °F to +1000 °F (-80 °C to +538 °C)**

RoHS

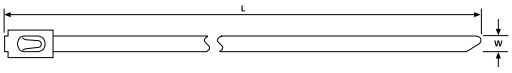

Product Selection

Article No.	Part No.	Type	Min. Tensile Strength lbs.	(N)	Length (L) in.	(mm)	Max. Ø Bundle in.	(mm)	Width (W) in.	(mm)	Pkg. Qty.
150 lb. Stainless Steel Ties											
111-93959	**MBT5S**	MBT5S	150 lbs	(670)	5.0″	(127)	1.0″	(25.4)	.18″	(4.6)	100
111-93089	**MBT8S**	MBT8S	150 lbs	(670)	7.9″	(201)	2.0″	(50)	.18″	(4.6)	100
111-93149	**MBT14S**	MBT14S	150 lbs	(670)	14.3″	(362)	4.0″	(102)	.18″	(4.6)	100
111-93209	**MBT20S**	MBT20S	150 lbs	(670)	20.5″	(521)	6.0″	(152)	.18″	(4.6)	100
111-93279	**MBT27S**	MBT27S	150 lbs	(670)	26.8″	(681)	8.0″	(203)	.18″	(4.6)	100
111-93339	**MBT33S**	MBT33S	150 lbs	(670)	33.0″	(838)	10.0″	(254)	.18″	(4.6)	100
250 lb. Stainless Steel Ties											
111-94089	**MBT8H**	MBT8H	250 lbs	(1115)	7.9″	(201)	2.0″	(50.8)	.31″	(7.9)	50
111-94149	**MBT14H**	MBT14H	250 lbs	(1115)	14.3″	(362)	4.0″	(102)	.31″	(7.9)	50
111-94209	**MBT20H**	MBT20H	250 lbs	(1115)	20.5″	(521)	6.0″	(152)	.31″	(7.9)	50
111-94279	**MBT27H**	MBT27H	250 lbs	(1115)	26.8″	(681)	8.0″	(203)	.31″	(7.9)	50
111-94339	**MBT33H**	MBT33H	250 lbs	(1115)	33.0″	(838)	10.0″	(254)	.31″	(7.9)	50

Installation tools for the above cable ties - MK9SST. Dimensions are approximate and subject to technical changes. Use **Part No.** for ordering and **Type** for specification purposes. Stainless steel ties and materials should be tested thoroughly under end use conditions to determine suitability for the application.

Snapper Hose Clamps

HellermannTyton's Snapper is a lightweight, corrosion resistant hose clamp manufactured from high performance, thermoplastic materials selected to work well in a variety of diverse environments. A quick, ratchet closure provides for reduced application time and allows for application after connection of the hose. Release is achieved by initiating opposed lateral movement of the ratchet ends. Heat stabilized materials are available for high temperature, motor and under-hood applications. Snappers are also stable in a wide variety of chemicals including salts, bases, alcohols, ethers, detergents, gasoline, lubricating oils, and greases.

The Snapper is available in 32 standard sizes ranging from 1/4″ to 4-1/2″ ID. Snappers are manufactured in white polyacetal and black polyamide 6.6 glass filled impact modified heat stabilized material. Custom designed and different colored or shaped Snappers are available based upon applications and volume requirements.

Snapper Clamp Features

- Will not rust or corrode
- Installation and removal can be five times faster than conventional clamps
- Completely reusable
- Safety engineered
- No protruding band or cluster
- Can be installed with hose in place
- Will not damage hose
- One hand installation for tight places

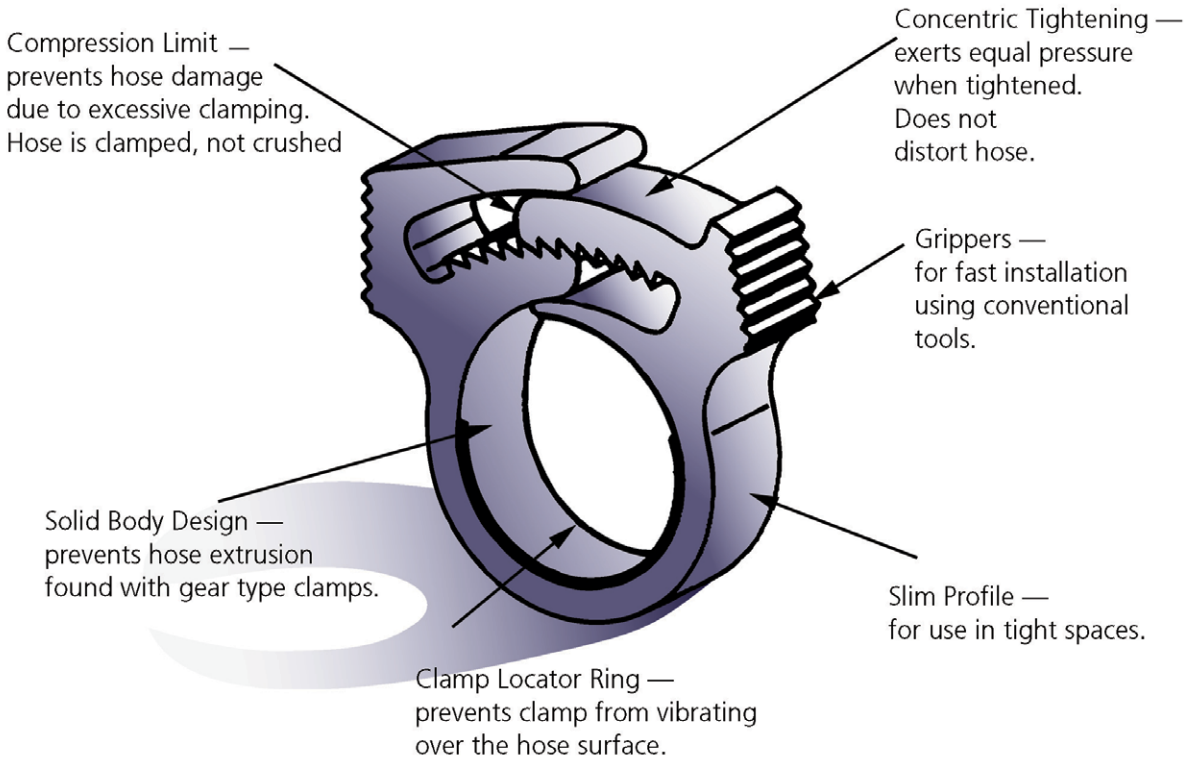

Snapper Hose Clamp Applications

Snapper clamp selection will vary with hose thickness and fitting sizes. End use testing is recommended to determine the actual size needed for each application.

Snapper Clamp Applications

Snapper hose clamps are used in a variety of markets and diverse applications.

- Automotive
- Air Lines
- Pumps

- Marine
- Drain Lines
- Sprayers

- Truck
- Water Lines
- Fuel Lines

- Heavy Equipment
- Sprinkler Systems
- Garden Hoses

- Many more hose and tubing applications

Double Braid Utility Hoses		Clear Vinyl Tubing		Neoprene Hoses		Fuel Line Hoses	
Diameter	**Product**	**(I.D.) - (O.D.)**	**Product**	**Diameter**	**Product**	**Diameter**	**Product**
1/4″	Snapper 8	3/16″ - 5/16″	Snapper 1.5	1/8″	Snapper 1.5	1/4″	Snapper 6
3/8″	Snapper 12	1/4″ - 3/8″	Snapper 4	3/16″	Snapper 2	5/8″	Snapper 8
1/2″	Snapper 19	5/16″ - 7/16″	Snapper 6	9/32″	Snapper 8	3/8″	Snapper 12
5/8″	Snapper 22	3/8″ - 1/2″	Snapper 8	3/8″	Snapper 12		
3/4″	Snapper 28	1/2″ - 5/8″	Snapper 12	**Garden Hoses**		**Heater Hoses**	
1″	Snapper 33/34	5/8″ - 7/8″	Snapper 19	1/2″	Snapper 14	1/2″	Snapper 18
1-1/4″	Snapper 38	3/4″ - 1″	Snapper 24	5/8″	Snapper 18	5/8″	Snapper 19
1-1/2″	Snapper 50	1″ - 1-1/4″	Snapper 32	3/4″	Snapper 32	3/8″	Snapper 24

Snapper Hose Clamp Tools

Snapper installation tools are available in both pneumatic and mechanical versions. They are specifically developed to increase reliability, reduce operator fatigue and installation time.

Product Selection

			Tool Description			
Article No.	**Part No.**	**Type**	**Type**	**Use**	**Stroke**	**Snapper Range**
191-00010	**PHSNP2-36**	PHSNP2-36	Pneumatic	Production	Horizontal	2-36
191-00012	**PHSNP38-100**	PHSNP38-100				38-100
191-00014	**PSNP2-22**	PSNP2-22			Vertical	2-22
191-00019	**PSNP24-70**	PSNP24-70				24-70
191-02220	**ASNP2-22**	ASNP2-22	Mechanical	Production	Vertical	2-22
191-24700	**ASNP24-70**	ASNP24-70				24-70
191-01700	**MSNP1-70**	MSNP1-70		Maintenance/ Removal	Vertical	1-70

Use **Part No.** for ordering and **Type** for specification purposes.

Snapper Hose Clamps
Polyamide 6.6 Glass Filled Impact Modified Heat Stabilized

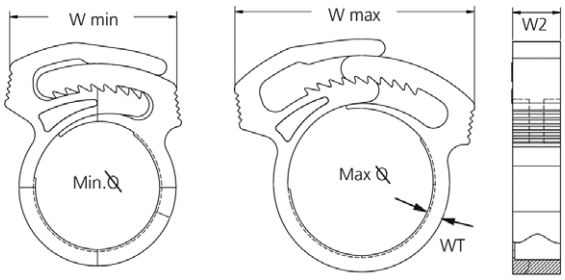

RoHS

Material Data	
Material	**Polyamide 6.6 glass filled impact modified heat stabilized (PA66GF13%)**
Operating Temperature	**-40 °F to +221 °F (-40 °C to +105 °C)**
Color	**Black**
Flammability	**UL94 HB**

Product Selection

Article No.	Part No.	Type	Min. Ø	Max. Ø	Width (W2) in. (mm)	Wall Thickness (WT) in. (mm)	Width (W) Min. in. (mm)	Width (W) Max. in. (mm)	Pkg. Qty.
192-10010	**SNP1GHS0C2**	SNP1	0.233 ″ (5.928)	0.262 ″ (6.643)	0.149″ (3.838)	0.04 ″ (1.01)	0.323″ (8.181)	0.456″ (11.615)	100
190-00019	**SNP1GHS0M4**		0.233 ″ (5.928)	0.262 ″ (6.643)	0.149″ (3.838)	0.04 ″ (1.01)	0.323″ (8.181)	0.456″ (11.615)	1000
190-00029	**SNP1.25GHS0C2**	SNP1.25	0.275 ″ (6.95)	0.297 ″ (7.563)	0.15″ (3.838)	0.042 ″ (1.111)	0.408″ (10.403)	0.491″ (12.423)	100
190-00030	**SNP1.25GHS0M4**		0.275 ″ (6.95)	0.297 ″ (7.563)	0.15″ (3.838)	0.042 ″ (1.111)	0.408″ (10.403)	0.491″ (12.423)	1000
190-00251	**SNP1.5GHS0C2**	SNP1.5	0.314 ″ (7.972)	0.35 ″ (8.891)	0.147″ (3.737)	0.055 ″ (1.414)	0.414″ (10.504)	0.593″ (15.049)	100
190-00035	**SNP1.5GHS0M4**		0.314 ″ (7.972)	0.35 ″ (8.891)	0.147″ (3.737)	0.055 ″ (1.414)	0.414″ (10.504)	0.593″ (15.049)	1000
192-10020	**SNP2GHS0C2**	SNP2	0.359 ″ (9.096)	0.403 ″ (10.22)	0.233″ (5.959)	0.068 ″ (1.717)	0.477″ (12.12)	0.679″ (17.271)	100
190-00098	**SNP2GHS0M4**		0.359 ″ (9.096)	0.403 ″ (10.22)	0.233″ (5.959)	0.068 ″ (1.717)	0.477″ (12.12)	0.679″ (17.271)	1000
190-00132	**SNP3GHS0C2**	SNP3	0.396 ″ (10.016)	0.45 ″ (11.446)	0.234″ (5.959)	0.07 ″ (1.818)	0.567″ (14.342)	0.805″ (20.402)	100
190-00134	**SNP3GHS0M4**		0.396 ″ (10.016)	0.45 ″ (11.446)	0.234″ (5.959)	0.07 ″ (1.818)	0.567″ (14.342)	0.805″ (20.402)	1000
192-10040	**SNP4GH0C2**	SNP4	0.413 ″ (10.527)	0.462 ″ (11.753)	0.235″ (5.959)	0.067 ″ (1.717)	0.529″ (13.433)	0.756″ (19.19)	100
190-00167	**SNP4GHS0M4**		0.413 ″ (10.527)	0.462 ″ (11.753)	0.235″ (5.959)	0.067 ″ (1.717)	0.529″ (13.433)	0.756″ (19.19)	1000
192-10060	**SNP6GHS0C2**	SNP6	0.459 ″ (11.651)	0.522 ″ (13.286)	0.235″ (5.959)	0.07 ″ (1.818)	0.578″ (14.645)	0.846″ (21.513)	100
190-00186	**SNP6GHS0M4**		0.459 ″ (11.651)	0.522 ″ (13.286)	0.235″ (5.959)	0.07 ″ (1.818)	0.578″ (14.645)	0.846″ (21.513)	1000
192-10070	**SNP7GHS0C2**	SNP7	0.463 ″ (11.753)	0.558 ″ (14.206)	0.235″ (5.959)	0.07 ″ (1.818)	0.653″ (16.564)	0.981″ (24.947)	100
190-00202	**SNP7GHS0M4**		0.463 ″ (11.753)	0.558 ″ (14.206)	0.235″ (5.959)	0.07 ″ (1.818)	0.653″ (16.564)	0.981″ (24.947)	1000
192-10080	**SNP8GHS0C2**	SNP8	0.524 ″ (13.286)	0.599 ″ (15.228)	0.233″ (5.959)	0.07 ″ (1.818)	0.653″ (16.564)	0.981″ (24.947)	100
190-00222	**SNP8GHS0M4**		0.524 ″ (13.286)	0.599 ″ (15.228)	0.233″ (5.959)	0.07 ″ (1.818)	0.653″ (16.564)	0.981″ (24.947)	1000
192-10100	**SNP10GHS0C2**	SNP10	0.582 ″ (14.819)	0.664 ″ (16.863)	0.235″ (5.959)	0.069 ″ (1.717)	0.682″ (17.372)	1.038″ (26.361)	100
190-00043	**SNP10GHS0M4**		0.582 ″ (14.819)	0.664 ″ (16.863)	0.235″ (5.959)	0.069 ″ (1.717)	0.682″ (17.372)	1.038″ (26.361)	1000
190-00254	**SNP12AGHS0C2**	SNP12A	.626 ″ (15.9)	.716 ″ (18.2)	.233″ (5.92)	.070 ″ (1.78)	.816″ (20.7)	1.172″ (29.8)	100
190-00255	**SNP12AGHS0M4**		.626 ″ (15.9)	.716 ″ (18.2)	.233″ (5.92)	.070 ″ (1.78)	.816″ (20.7)	1.172″ (29.8)	1000
190-00300	**SNP14AGHS0C2**	SNP14A	0.729 ″ (18.52)	0.827 ″ (21.01)	0.234″ (5.94)	0.070 ″ (1.78)	0.823″ (20.9)	1.185″ (30.1)	100
190-00301	**SNP14AGHS0M4**		0.729 ″ (18.52)	0.827 ″ (21.01)	0.234″ (5.94)	0.070 ″ (1.78)	0.823″ (20.9)	1.185″ (30.1)	1000
192-10160	**SNP16GHS0C2**	SNP16	0.776 ″ (19.735)	0.867 ″ (21.973)	0.234″ (5.959)	0.068 ″ (1.717)	0.795″ (20.2)	1.222″ (31.209)	100
190-00076	**SNP16GHS0M4**		0.776 ″ (19.735)	0.867 ″ (21.973)	0.234″ (5.959)	0.068 ″ (1.717)	0.795″ (20.2)	1.222″ (31.209)	1000
190-00258	**SNP18AGHS0C2**	SNP18A	.802 ″ (20.4)	.940 ″ (23.9)	.240″ (6.1)	.070 ″ (1.78)	.958″ (24.3)	1.418″ (36)	100
190-00259	**SNP18AGHS0M4**		.802 ″ (20.4)	.940 ″ (23.9)	.240″ (6.1)	.070 ″ (1.78)	.958″ (24.3)	1.418″ (36)	1000

Dimensions are approximate and subject to technical changes. Use **Part No.** for ordering and **Type** for specification purposes.
Snapper performance varies on application and environmental factors; end use testing is highly recommended.

Snapper Hose Clamps
Polyamide 6.6 Glass Filled Impact Modified Heat Stabilized *(continued)*

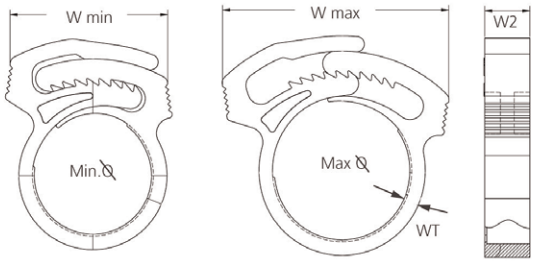

Material Data	
Material	**Polyamide 6.6 glass filled impact modified heat stabilized (PA66GF13%)**
Operating Temperature	**-40 °F to +221 °F (-40 °C to +105 °C)**
Color	**Black**
Flammability	**UL94 HB**

RoHS

Product Selection

Article No.	Part No.	Type	Min. Ø	Max. Ø	Width (W2) in. (mm)	Wall Thickness (WT) in. (mm)	Width (W) Min. in. (mm)	Width (W) Max. in. (mm)	Pkg. Qty.
190-00090	**SNP19GHS0C2**	SNP19	0.878 ″ (22.28)	1.011 ″ (25.652)	0.234″ (5.959)	0.071 ″(1.818)	0.908″(23.028)	1.423″ (36.158)	100
190-00093	**SNP19GHS0M4**		0.878 ″ (22.28)	1.011 ″ (25.652)	0.234″ (5.959)	0.071 ″(1.818)	0.908″(23.028)	1.423″ (36.158)	1000
192-10220	**SNP22GHS0C2**	SNP22	0.948 ″ (24.119)	1.096 ″ (27.798)	0.236″ (5.959)	0.071 ″(1.818)	0.941″(23.937)	1.488″ (37.774)	100
190-00111	**SNP22GHS0M4**		0.948 ″ (24.119)	1.096 ″ (27.798)	0.236″ (5.959)	0.071 ″(1.818)	0.941″(23.937)	1.488″ (37.774)	1000
192-10240	**SNP24GHS0C2**	SNP24	1.007 ″ (25.55)	1.16 ″ (29.434)	0.295″ (7.474)	0.07 ″ (1.818)	0.973″(24.745)	1.538″ (39.087)	100
190-00119	**SNP24GHS0H4**		1.007 ″ (25.55)	1.16 ″ (29.434)	0.295″ (7.474)	0.07 ″ (1.818)	0.973″(24.745)	1.538″ (39.087)	500
190-00127	**SNP28GHS0C2**	SNP28	1.148 ″ (29.127)	1.325 ″ (33.624)	0.291″ (7.373)	0.069 ″(1.717)	1.018″(25.856)	1.647″ (41.814)	100
190-00128	**SNP28GHS0H4**		1.148 ″ (29.127)	1.325 ″ (33.624)	0.291″ (7.373)	0.069 ″(1.717)	1.018″(25.856)	1.647″ (41.814)	500
192-10320	**SNP32GHS0K2**	SNP32	1.245 ″ (31.58)	1.436 ″ (36.485)	0.29″ (7.373)	0.069 ″(1.717)	1.075″ (27.27)	1.741″ (44.238)	50
190-00140	**SNP32GHS0H4**		1.245 ″ (31.58)	1.436 ″ (36.485)	0.29″ (7.373)	0.069 ″(1.717)	1.075″ (27.27)	1.741″ (44.238)	500
190-00244	**SNP33GHS0K2**	SNP33	1.311 ″ (33.317)	1.63 ″ (41.391)	0.293″ (7.474)	0.068 ″(1.717)	1.58″ (9.797)	2.542″ (64.539)	50
190-00148	**SNP33GHS0H4**		1.311 ″ (33.317)	1.63 ″ (41.391)	0.293″ (7.474)	0.068 ″(1.717)	1.58″ (9.797)	2.542″ (64.539)	500
190-00149	**SNP34GHS0K2**	SNP34	1.367 ″ (34.748)	1.6 ″ (40.676)	0.295″ (7.474)	0.069 ″(1.717)	1.198″(30.401)	1.986″ (50.399)	50
190-00150	**SNP34GHS0H4**		1.367 ″ (34.748)	1.6 ″ (40.676)	0.295″ (7.474)	0.069 ″(1.717)	1.198″(30.401)	1.986″ (50.399)	500
192-10360	**SNP36GHS0K2**	SNP36	1.504 ″ (38.223)	1.762 ″ (44.764)	0.29″ (7.373)	0.068 ″(1.717)	1.274″ (32.32)	2.113″ (53.631)	50
190-00158	**SNP36GHS0H4**		1.504 ″ (38.223)	1.762 ″ (44.764)	0.29″ (7.373)	0.068 ″(1.717)	1.274″ (32.32)	2.113″ (53.631)	500
192-10380	**SNP38GHS0K2**	SNP38	1.629 ″ (41.391)	1.903 ″ (48.341)	0.294″ (7.474)	0.069 ″(1.717)	1.362″(34.643)	2.261″ (57.469)	50
190-00163	**SNP38GHS0H4**		1.629 ″ (41.391)	1.903 ″ (48.341)	0.294″ (7.474)	0.069 ″(1.717)	1.362″(34.643)	2.261″ (57.469)	500
191-00005	**SNP42NGHS0K2**	SNP42N	1.768 ″ (44.866)	2.054 ″ (52.224)	0.358″ (9.09)	0.069 ″(1.717)	1.383″(35.148)	2.325″ (59.085)	50
191-00008	**SNP42NGHS0C2**		1.768 ″ (44.866)	2.054 ″ (52.224)	0.358″ (9.09)	0.069 ″(1.717)	1.383″(35.148)	2.325″ (59.085)	100
192-10500	**SNP50GHS0C2**	SNP50	2.042 ″ (51.92)	2.327 ″ (59.07)	0.294″ (7.474)	0.068 ″(1.717)	1.425″(36.158)	2.364″ (60.095)	100
190-00197	**SNP60GHS0C2**	SNP60	2.308 ″ (58.66)	2.639 ″ (67.04)	0.294″ (7.474)	0.068 ″(1.717)	1.463″(38.481)	2.585″ (65.65)	100
190-00209	**SNP70GHS0C2**	SNP70	2.562 ″ (65.10)	2.961 ″ (75.22)	0.374″ (9.494)	0.078 ″ (2.02)	1.834″(46.561)	3.02″ (76.659)	100
190-00215	**SNP76GHS0C2**	SNP76	2.901 ″ (73.69)	3.276 ″ (83.19)	0.391″ (9.898)	0.067 ″(1.717)	1.704″(43.329)	2.862″ (72.72)	100
190-00229	**SNP80GHS0C2**	SNP80	3.224 ″ (81.86)	3.600 ″ (91.47)	0.453″ (11.514)	0.101 ″(2.525)	1.913″(48.581)	3.171″ (80.598)	100
190-00249	**SNP90GHS0C2**	SNP90	3.583 ″ (91.06)	4.008 ″ (101.79)	0.389″ (9.898)	0.068 ″(1.717)	1.936″(49.187)	3.236″ (82.214)	100
192-11000	**SNP100GHS0X2**	SNP100	3.956 ″ (100.46)	4.491 ″ (114.06)	0.398″ (10.1)	0.099 ″(2.424)	2.068″ (52.52)	3.543″ (89.991)	25
190-00053	**SNP101GHS0X2**	SNP101	4.121 ″ (104.65)	4.718 ″ (119.88)	0.446″ (11.312)	0.099 ″(2.525)	2.426″ (61.61)	4.261″(108.272)	25

Dimensions are approximate and subject to technical changes. Use **Part No.** for ordering and **Type** for specification purposes.
Snapper performance varies on application and environmental factors; end use testing is highly recommended.

Snapper Hose Clamps
Polyacetal (POM)

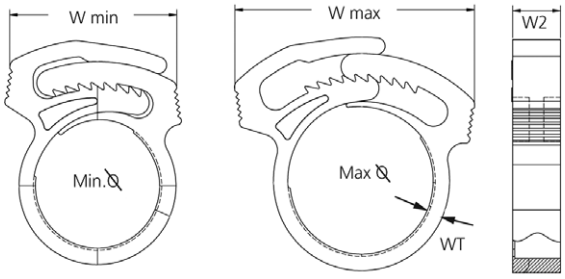

Material Data	
Material	**Polyacetal (POM)**
Operating Temperature	**-40 °F to +185 °F (-40 °C to +85 °C)**
Color	**White**
Flammability	**UL94 HB**

RoHS

Product Selection

Article No.	Part No.	Type	Min. Ø	Max. Ø	Width (W2) in. (mm)	Wall Thickness (WT) in. (mm)	Width (W) Min. in. (mm)	Width (W) Max. in. (mm)	Pkg. Qty.
190-00022	**SNP110C2**	SNP1	0.228 ″ (5.8)	0.256 ″ (6.5)	0.148″ (3.8)	0.04 ″ (1)	0.32″ (8.1)	0.451″ (11.5)	100
190-00023	**SNP110M4**		0.228 ″ (5.8)	0.256 ″ (6.5)	0.148″ (3.8)	0.04 ″ (1)	0.32″ (8.1)	0.451″ (11.5)	1000
190-00027	**SNP1.2510C2**	SNP1.25	0.269 ″ (6.8)	0.291 ″ (7.4)	0.149″ (3.8)	0.042 ″ (1.1)	0.404″ (10.3)	0.486″ (12.3)	100
190-00028	**SNP1.2510M4**		0.269 ″ (6.8)	0.291 ″ (7.4)	0.149″ (3.8)	0.042 ″ (1.1)	0.404″ (10.3)	0.486″ (12.3)	1000
190-00033	**SNP1.510C2**	SNP1.5	0.307 ″ (7.8)	0.342 ″ (8.7)	0.146″ (3.7)	0.054 ″ (1.4)	0.41″ (10.4)	0.587″ (14.9)	100
190-00034	**SNP1.510M4**		0.307 ″ (7.8)	0.342 ″ (8.7)	0.146″ (3.7)	0.054 ″ (1.4)	0.41″ (10.4)	0.587″ (14.9)	1000
190-00101	**SNP210C2**	SNP2	0.351 ″ (8.9)	0.394 ″ (10)	0.231″ (5.9)	0.067 ″ (1.7)	0.472″ (12)	0.672″ (17.1)	100
190-00102	**SNP210M4**		0.351 ″ (8.9)	0.394 ″ (10)	0.231″ (5.9)	0.067 ″ (1.7)	0.472″ (12)	0.672″ (17.1)	1000
190-00135	**SNP310C2**	SNP3	0.387 ″ (9.8)	0.44 ″ (11.2)	0.232″ (5.9)	0.069 ″ (1.8)	0.561″ (14.2)	0.797″ (20.2)	100
190-00136	**SNP310M4**		0.387 ″ (9.8)	0.44 ″ (11.2)	0.232″ (5.9)	0.069 ″ (1.8)	0.561″ (14.2)	0.797″ (20.2)	1000
190-00165	**SNP410C2**	SNP4	0.404 ″ (10.3)	0.452 ″ (11.5)	0.233″ (5.9)	0.066 ″ (1.7)	0.524″ (13.3)	0.749″ (19)	100
190-00170	**SNP410M4**		0.404 ″ (10.3)	0.452 ″ (11.5)	0.233″ (5.9)	0.066 ″ (1.7)	0.524″ (13.3)	0.749″ (19)	1000
190-00187	**SNP610C2**	SNP6	0.449 ″ (11.4)	0.511 ″ (13)	0.233″ (5.9)	0.069 ″ (1.8)	0.572″ (14.5)	0.838″ (21.3)	100
190-00190	**SNP610M4**		0.449 ″ (11.4)	0.511 ″ (13)	0.233″ (5.9)	0.069 ″ (1.8)	0.572″ (14.5)	0.838″ (21.3)	1000
190-00204	**SNP710C2**	SNP7	0.453 ″ (11.5)	0.546 ″ (13.9)	0.233″ (5.9)	0.069 ″ (1.8)	0.647″ (16.4)	0.971″ (24.7)	100
190-00206	**SNP710M4**		0.453 ″ (11.5)	0.546 ″ (13.9)	0.233″ (5.9)	0.069 ″ (1.8)	0.647″ (16.4)	0.971″ (24.7)	1000
190-00224	**SNP810C2**	SNP8	0.513 ″ (13)	0.586 ″ (14.9)	0.231″ (5.9)	0.069 ″ (1.8)	0.647″ (16.4)	0.971″ (24.7)	100
190-00226	**SNP810M4**		0.513 ″ (13)	0.586 ″ (14.9)	0.231″ (5.9)	0.069 ″ (1.8)	0.647″ (16.4)	0.971″ (24.7)	1000
190-00045	**SNP1010C2**	SNP10	0.569 ″ (14.5)	0.65 ″ (16.5)	0.233″ (5.9)	0.068 ″ (1.7)	0.675″ (17.2)	1.028″ (26.1)	100
190-00046	**SNP1010M4**		0.569 ″ (14.5)	0.65 ″ (16.5)	0.233″ (5.9)	0.068 ″ (1.7)	0.675″ (17.2)	1.028″ (26.1)	1000
190-00252	**SNP12A10C2**	SNP12A	.615 ″ (15.62)	.704 ″ (17.88)	.233″ (5.92)	.070 ″ (1.78)	.802″ (20.37)	1.152″ (29.26)	100
190-00253	**SNP12A10M4**		.615 ″ (15.62)	.704 ″ (17.88)	.233″ (5.92)	.070 ″ (1.78)	.802″ (20.37)	1.152″ (29.26)	1000
190-00302	**SNP14A10C2**	SNP14A	0.714 ″ (18.4)	0.810 ″ (20.57)	0.233″ (5.92)	0.069 ″ (1.75)	0.805″ (20.45)	1.157″ (29.39)	100
190-00303	**SNP14A10M4**		0.714 ″ (18.4)	0.810 ″ (20.57)	0.233″ (5.92)	0.069 ″ (1.75)	0.805″ (20.45)	1.157″ (29.39)	1000
190-00077	**SNP1610C2**	SNP16	0.759 ″ (19.31)	0.848 ″ (21.5)	0.232″ (5.9)	0.067 ″ (1.7)	0.787″ (20)	1.21″ (30.9)	100
190-00079	**SNP1610M4**		0.759 ″ (19.31)	0.848 ″ (21.5)	0.232″ (5.9)	0.067 ″ (1.7)	0.787″ (20)	1.21″ (30.9)	1000
181-00256	**SNP18A10C2**	SNP18A	.790 ″ (20)	.933 ″ (23.7)	.239″ (6.07)	.067 ″ (1.7)	.940″ (23.9)	1.391″ (35.3)	100
190-00257	**SNP18A10M4**		.790 ″ (20)	.933 ″ (23.7)	.239″ (6.07)	.067 ″ (1.7)	.940″ (23.9)	1.391″ (35.3)	1000

Dimensions are approximate and subject to technical changes. Use **Part No.** for ordering and **Type** for specification purposes.
Acetal black is also available based upon minimum volume requirements. Snapper performance varies on application and environmental factors; end use testing is highly recommended.

Snapper Hose Clamps
Polyacetal (POM) *(continued)*

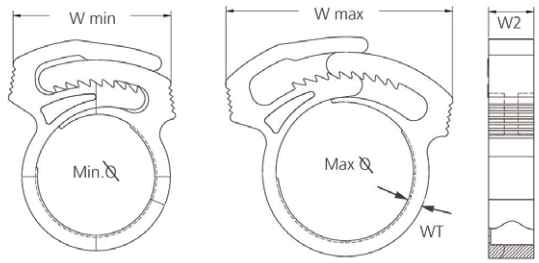

Material Data	
Material	**Polyacetal (POM)**
Operating Temperature	**-40 °F to +185 °F (-40 °C to +85 °C)**
Color	**White**
Flammability	**UL94 HB**

RoHS

Product Selection

Article No.	Part No.	Type	Min. Ø	Max. Ø	Width (W2) in. (mm)	Wall Thickness (WT) in. (mm)	Width (W) Min. in. (mm)	Width (W) Max. in. (mm)	Pkg. Qty.
190-00094	**SNP1910C2**	SNP19	0.859 ″ (21.8)	0.989 ″ (25.1)	0.232″ (5.9)	0.07 ″ (1.8)	0.899″ (22.8)	1.409″ (35.8)	100
190-00095	**SNP1910M4**		0.859 ″ (21.8)	0.989 ″ (25.1)	0.232″ (5.9)	0.07 ″ (1.8)	0.899″ (22.8)	1.409″ (35.8)	1000
190-00113	**SNP2210C2**	SNP22	0.928 ″ (23.6)	1.072 ″ (27.2)	0.234″ (5.9)	0.07 ″ (1.8)	0.932″ (23.7)	1.473″ (37.4)	100
190-00114	**SNP2210M4**		0.928 ″ (23.6)	1.072 ″ (27.2)	0.234″ (5.9)	0.07 ″ (1.8)	0.932″ (23.7)	1.473″ (37.4)	1000
190-00121	**SNP2410C2**	SNP24	0.985 ″ (25)	1.135 ″ (28.8)	0.292″ (7.4)	0.069 ″ (1.8)	0.963″ (24.5)	1.523″ (38.7)	100
190-00122	**SNP2410H4**		0.985 ″ (25)	1.135 ″ (28.8)	0.292″ (7.4)	0.069 ″ (1.8)	0.963″ (24.5)	1.523″ (38.7)	500
190-00124	**SNP2810C2**	SNP28	1.123 ″ (28.5)	1.296 ″ (32.9)	0.288″ (7.3)	0.068 ″ (1.7)	1.008″ (25.6)	1.631″ (41.4)	100
190-00125	**SNP2810H4**		1.123 ″ (28.5)	1.296 ″ (32.9)	0.288″ (7.3)	0.068 ″ (1.7)	1.008″ (25.6)	1.631″ (41.4)	500
190-00142	**SNP3210K2**	SNP32	1.218 ″ (30.9)	1.405 ″ (35.7)	0.287″ (7.3)	0.068 ″ (1.7)	1.064″ (27)	1.724″ (43.8)	50
190-00143	**SNP3210H4**		1.218 ″ (30.9)	1.405 ″ (35.7)	0.287″ (7.3)	0.068 ″ (1.7)	1.064″ (27)	1.724″ (43.8)	500
190-00146	**SNP3310K2**	SNP33	1.283 ″ (32.6)	1.595 ″ (40.5)	0.29″ (7.4)	0.067 ″ (1.7)	1.564″ (9.7)	2.517″ (63.9)	50
190-00147	**SNP3310H4**		1.283 ″ (32.6)	1.595 ″ (40.5)	0.29″ (7.4)	0.067 ″ (1.7)	1.564″ (9.7)	2.517″ (63.9)	500
190-00151	**SNP3410K2**	SNP34	1.338 ″ (34)	1.566 ″ (39.8)	0.292″ (7.4)	0.068 ″ (1.7)	1.186″ (30.1)	1.966″ (49.9)	50
190-00152	**SNP3410H4**		1.338 ″ (34)	1.566 ″ (39.8)	0.292″ (7.4)	0.068 ″ (1.7)	1.186″ (30.1)	1.966″ (49.9)	500
190-00157	**SNP3610K2**	SNP36	1.472 ″ (37.4)	1.724 ″ (43.8)	0.287″ (7.3)	0.067 ″ (1.7)	1.261″ (32)	2.092″ (53.1)	50
190-00156	**SNP3610H4**		1.472 ″ (37.4)	1.724 ″ (43.8)	0.287″ (7.3)	0.067 ″ (1.7)	1.261″ (32)	2.092″ (53.1)	500
190-00162	**SNP3810K2**	SNP38	1.594 ″ (40.5)	1.862 ″ (47.3)	0.291″ (7.4)	0.068 ″ (1.7)	1.349″ (34.3)	2.239″ (56.9)	50
190-00245	**SNP3810H4**		1.594 ″ (40.5)	1.862 ″ (47.3)	0.291″ (7.4)	0.068 ″ (1.7)	1.349″ (34.3)	2.239″ (56.9)	500
190-00247	**SNP42N10K2**	SNP42N	1.73 ″ (43.9)	2.01 ″ (51.1)	0.354″ (9)	0.068 ″ (1.7)	1.369″ (34.8)	2.302″ (58.5)	50
190-00246	**SNP42N10C2**		1.73 ″ (43.9)	2.01 ″ (51.1)	0.354″ (9)	0.068 ″ (1.7)	1.369″ (34.8)	2.302″ (58.5)	100
190-00248	**SNP5010C2**	SNP50	1.999 ″ (50.8)	2.277 ″ (57.8)	0.291″ (7.4)	0.067 ″ (1.7)	1.411″ (35.8)	2.341″ (59.5)	100
190-00196	**SNP6010C2**	SNP60	2.259 ″ (57.4)	2.582 ″ (65.6)	0.291″ (7.4)	0.067 ″ (1.7)	1.449″ (38.1)	2.559″ (65)	100
190-00212	**SNP7010C2**	SNP70	2.507 ″ (63.7)	2.897 ″ (73.6)	0.37″ (9.4)	0.077 ″ (2)	1.816″ (46.1)	2.99″ (75.9)	100
190-00217	**SNP7610C2**	SNP76	2.839 ″ (72.1)	3.206 ″ (81.4)	0.387″ (9.8)	0.066 ″ (1.7)	1.687″ (42.9)	2.834″ (72)	100
190-00231	**SNP8010C2**	SNP80	3.155 ″ (80.1)	3.523 ″ (89.5)	0.449″ (11.4)	0.1 ″ (2.5)	1.894″ (48.1)	3.14″ (79.8)	100
190-00233	**SNP9010C2**	SNP90	3.506 ″ (89.1)	3.922 ″ (99.6)	0.385″ (9.8)	0.067 ″ (1.7)	1.917″ (48.7)	3.204″ (81.4)	100
190-00052	**SNP10010X2**	SNP100	3.871 ″ (98.3)	4.395 ″ (111.6)	0.394″ (10)	0.098 ″ (2.4)	2.048″ (52)	3.508″ (89.1)	25
190-00250	**SNP10110X2**	SNP101	4.033 ″ (102.4)	4.617 ″ (117.3)	0.442″ (11.2)	0.098 ″ (2.5)	2.402″ (61)	4.219″ (107.2)	25

Dimensions are approximate and subject to technical changes. Use **Part No.** for ordering and **Type** for specification purposes.

Clamps and Clips

P Clamps

HellermannTyton's P clamps are designed for locating wires, cables, and components in instruments, appliances, and electrical apparatus. These injection molded clamps are used for both internal and external installations. The inside edges are radiused to prevent cutting into cable insulation.

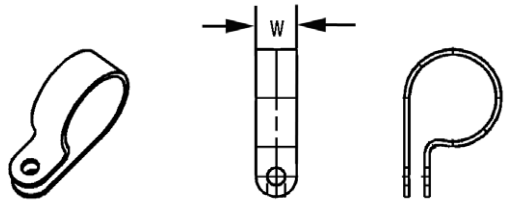

Material Data

Material	**Polyamide 6.6 heat stabilized (PA66HS)**
Color	**Black**
Operating Temperature	**-40 °F to +221 °F (-40 °C to +105 °C)**
Flammability	**UL94 V2**

Product Selection

Article No.	Part No.	Type	Max. Ø Bundle in. (mm)	Width (W) in. (mm)	Mounting Hole Centers in. (mm)	Mounting Hole Ø in. (mm)	Radius in. (mm)	Pkg. Qty.
211-60000	**211-60000**	H1P	.125″ (3.2)	.393″ (10.0)	.3346″ (8.5)	.1654″ (4.2)	.01969″ (0.5)	100
211-60010	**211-60010**	H1P	.125″ (3.2)	.393″ (10.0)	.3346″ (8.5)	.1654″ (4.2)	.01969″ (0.5)	1000
211-60001	**211-60001**	H2P	.196″ (5.0)	.3937″ (10.0)	.375″ (9.5)	.1654″ (4.2)	.03937″ (1.0)	100
211-60020	**211-60020**	H2P	.196″ (5.0)	.3937″ (10.0)	.375″ (9.5)	.1654″ (4.2)	.03937″ (1.0)	1000
211-60002	**211-60002**	H3P	.255″ (6.5)	.3937″ (10.0)	.3937″ (10.0)	.1654″ (4.2)	.03937″ (1.0)	100
211-60040	**211-60040**	H3P	.255″ (6.5)	.3937″ (10.0)	.3937″ (10.0)	.1654″ (4.2)	.03937″ (1.0)	1000
211-60003	**211-60003**	H4P	.314″ (8.0)	.3937″ (10.0)	.3937″ (10.0)	.1654″ (4.2)	.03937″ (1.0)	100
211-60050	**211-60050**	H4P	.314″ (8.0)	.3937″ (10.0)	.3937″ (10.0)	.1654″ (4.2)	.03937″ (1.0)	1000
211-60005	**211-60005**	H6P	.433″ (11.0)	.3937″ (10.0)	.5118″ (13.0)	.1654″ (4.2)	.03937″ (1.0)	100
211-60061	**211-60061**	H6P	.433″ (11.0)	.3937″ (10.0)	.5118″ (13.0)	.1654″ (4.2)	.03937″ (1.0)	1000
211-60006	**211-60006**	H7P	.492″ (12.5)	.3937″ (10.0)	.5512″ (14.0)	.1654″ (4.2)	.05906″ (1.5)	100
211-60078	**211-60078**	H7P	.492″ (12.5)	.3937″ (10.0)	.5512″ (14.0)	.1654″ (4.2)	.05906″ (1.5)	1000
211-60007	**211-60007**	H8P	.55″ (14.0)	.3937″ (10.0)	.5906″ (15.0)	.1654″ (4.2)	.05906″ (1.5)	100
211-60090	**211-60090**	H8P	.55″ (14.0)	.3937″ (10.0)	.5906″ (15.0)	.1654″ (4.2)	.05906″ (1.5)	1000
211-60098	**211-60098**	H9P	.629″ (16.0)	.3937″ (10.0)	.63″ (16.0)	.1654″ (4.2)	.05906″ (1.5)	1000
211-60110	**211-60110**	H10P	.688″ (17.5)	.3937″ (10.0)	.6693″ (17.0)	.1654″ (4.2)	.05906″ (1.5)	1000
211-60120	**211-60120**	H11P	.748″ (19.0)	.3937″ (10.0)	.7087″ (18.0)	.1654″ (4.2)	.07874″ (2.0)	1000
211-60130	**211-60130**	H12P	.807″ (20.5)	.3937″ (10.0)	.748″ (19.0)	.1654″ (4.2)	.07874″ (2.0)	1000
211-60140	**211-60140**	H13P	.866″ (22.0)	.4724″ (12.0)	.8071″ (20.5)	.2047″ (5.2)	.07874″ (2.0)	1000
211-60150	**211-60150**	H14P	.944″ (24.0)	.4724″ (12.0)	.8465″ (21.5)	.2047″ (5.2)	.07874″ (2.0)	1000
211-60160	**211-60160**	H15P	1.003″ (25.5)	.4724″ (12.0)	.9055″ (23.0)	.2047″ (5.2)	.09843″ (2.5)	1000

Dimensions are approximate and subject to technical changes. Use **Part No.** for ordering and **Type** for specification purposes.

WAC Adhesive

WAC Adhesive clamps offer a fast, convenient, low cost method of routing wires and cables. The easy to install adhesive system eliminates the time and expense of drilling holes. Ideal for economical wire and cable retention applications. Extruded from PVC. For 0.5″to 1″ bundles.

Material Data

Material	**PVC (Polyvinylchloride)**
Color	**Gray**
Operating Temperature	**-20 °F to +150 °F (-28 °C to +65 °C)**
Flammability	**UL94 V0 (excluding adhesive)**

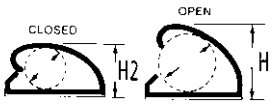

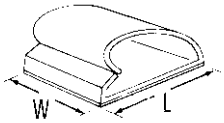

Product Selection

Article No.	Part No.	Type	Min. Ø Bundle in. (mm)	Max. Ø Bundle in. (mm)	Length (L) in. (mm)	Width (W) in. (mm)	Height (H) in. (mm)	Height (H2) in. (mm)	Pkg. Qty.
151-00667	**151-00667**	WACO75	0.5″ (12.7)	0.75″ (19.1)	1.13″ (28.7)	1″ (25.4)	0.62″ (15.75)	1.05″ (26.7)	500
151-00668	**151-00668**	WAC100	0.75″ (19.1)	1.0″ (25.4)	1.5″ (38.1)	1.25″ (31.75)	0.85″ (21.59)	1.39″ (34.3)	500

Dimensions are approximate and subject to technical changes. Use **Part No.** for ordering and **Type** for specification purposes.

RB Clips

RB self-adhesive clips are ideal for cable and pipe bundles. Bundles are easily snapped into or out of clips. The RB clips suit diameters of 1/8″, 5/16″, and 1/2″.

Material Data

Material	**Polyamide 6.6 (PA66)**
Color	**Natural**
Operating Temperature	**-40 °F to +185 °F (-40 °C to +85 °C)**
Flammability	**UL94 V2 (excluding adhesive)**

Adhesive clips come in pairs connected together on adhesive liner.

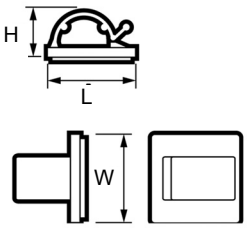

Product Selection

Article No.	Part No.	Type	Max. Ø Bundle in. (mm)	Length (L) in. (mm)	Width (W) in. (mm)	Height (H) in. (mm)	Pkg. Qty.
151-14005	**RB5H4**	RB5	.1969″ (5.0)	.75″ (19.0)	.75″ (19.0)	.24″ (6.0)	500
151-13608	**RB8L4**	RB8	.315″ (8.0)	1″ (25.0)	1″ (25.0)	.45″ (11.5)	200
151-00506	**RB14L4**	RB14	.5512″ (14.0)	1.307″ (33.2)	1.079″ (27.4)	.63″ (16.0)	200

Dimensions are approximate and subject to technical changes. Use **Part No.** for ordering and **Type** for specification purposes.

Dual Adjustable Flat Ribbon Cable Clamps

Designed to route, protect and secure flat ribbon cables in computers, electronics, panels and components, this unique adjustable clamp will not damage sensitive wire and cable. The clamp will adjust and close to the exact height of the ribbon cable, using only as much force as needed to secure the cable. The clamp is releasable on demand and adjustable on both sides. The low profile design allows for use in confined areas where space is a premium.

The clamp is adjustable so that single or stacked cable can be routed. The "snap clamp" design of this flat ribbon clamp makes it an excellent choice for specification and installation.

Both adhesive backed and non-adhesive screw mount versions are available.



Material Data

Material	**Polyamide 6.6 (PA66)**
Color	**Telecom Gray**
Operating Temperature	**-40 °F to +185 °F (-40 °C to +85 °C)**
Flammability	**UL94 V2 (excluding adhesive)**

RoHS

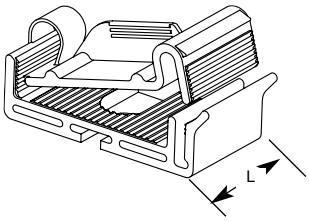

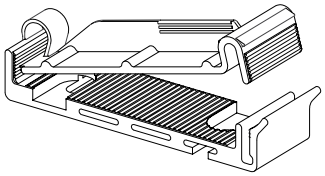

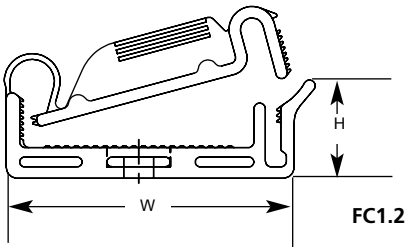

FC1.2

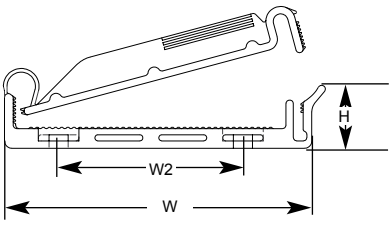

FC2.2

Product Selection

Article No.	Part No.	Type	Length (L) in. (mm)	Width (W) in. (mm)	Width (W2) in. (mm)	Height (H) in. (mm)	Mounting Hole Ø in. (mm)	Max Cable Width in. (mm)	Pkg. Qty.
Adhesive									
154-00013	**FC1.2AK2**	FC1.2A	.75″ (19)	1.5″ (38.1)	n/a n/a	.51″ (13.1)	n/a n/a	1.2 ″ (30.48)	50
154-00012	**FC1.2AH4**	FC1.2A	.75″ (19)	1.5″ (38.1)	n/a n/a	.51″ (12.9)	n/a n/a	1.2 ″ (30.48)	500
154-00017	**FC2.2AK2**	FC2.2A	.75″ (19)	2.5″ (63.5)	n/a n/a	.51″ (12.75)	n/a n/a	2.0 ″ (50.8)	50
154-00016	**FC2.2AH4**	FC2.2A	.75″ (19)	2.5″ (63.5)	n/a n/a	.51″ (12.75)	n/a n/a	2.0 ″ (50.8)	500
Non-Adhesive									
154-00011	**FC1.2K2**	FC1.2	.75″ (19)	1.5″ (38.1)	n/a n/a	.51″ (12.9)	138″ (6.0)	1.2 ″ (30.48	50
154-00010	**FC1.2H4**	FC1.2	.75″ (19)	1.5″ (38.1)	n/a n/a	.51″ (12.9)	138″ (6.0)	1.2 ″ (30.48)	500
154-00015	**FC2.2K2**	FC2.2	.75″ (19)	2.5″ (63.5)	1.5″ (38.1)	.51″ (12.95)	.138″ (6.0)	2.0 ″ (50.8)	50
154-00014	**FC2.2H4**	FC2.2	.75″ (19)	2.5″ (63.5)	1.5″ (38.1)	.51″ (12.95)	.138″ (6.0)	2.0 ″ (50.8)	500

Dimensions are approximate and subject to technical changes. Use **Part No.** for ordering and **Type** for specification purposes.

Flat Ribbon Cable Clamps

HellermannTyton's flat ribbon cable clamps secure and route flat cable, ideal for automotive and household appliance applications. Available in adhesive backed and non-adhesive screw mount versions.

– Performs well in very dry, air-conditioned areas
– The rounded edges and soft wings protect and hold the cable securely
– Clamps are offered in four sizes that are easy to fasten and unfasten



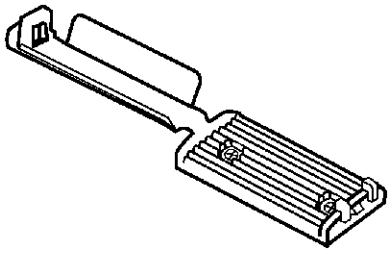

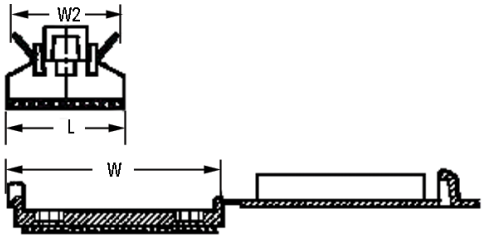

Material Data	
Material	**Polyamide 6.6 high impact modified (PA66HIR)**
Color	**Black**
Operating Temperature	**-40 °F to +230 °F (-40 °C to +110 °C)**
Flammability	**UL94 HB (only clamp without adhesive)**

RoHS

Product Selection

Article No.	Part No.	Type	Length (L) in. (mm)	Width (W) in. (mm)	Width (W2) in. (mm)	Mounting Hole Ø in. (mm)	Pkg. Qty.
Adhesive							
151-15250	**151-15250**	FKH25A	1.22″ (31.0)	.98″ (25.0)	.86″ (22.0)	n/a n/a	100
151-15300	**151-15300**	FKH30A	1.37″ (35.0)	.98″ (25.0)	.86″ (22.0)	n/a n/a	100
151-15500	**151-15500**	FKH50A	2.22″ (56.6)	.98″ (25.0)	.86″ (22.0)	n/a n/a	100
151-15800	**151-15800**	FKH80A	3.38″ (86.0)	.98″ (25.0)	.86″ (22.0)	n/a n/a	100
Non-Adhesive							
151-16250	**151-16250**	FKH25	1.22″ (31.0)	.98″ (25.0)	.86″ (22.0)	.122″ (3.1)	100
151-16300	**151-16300**	FKH30	1.37″ (35.0)	.98″ (25.0)	.86″ (22.0)	.122″ (3.1)	100
151-16500	**151-16500**	FKH50	2.22″ (56.6)	.98″ (25.0)	.86″ (22.0)	.122″ (3.1)	100
151-16800	**151-16800**	FKH80	3.38″ (86.0)	.98″ (25.0)	.86″ (22.0)	.122″ (3.1)	100

Dimensions are approximate and subject to technical changes. Use **Part No.** for ordering and **Type** for specification purposes.

Mechanical Cable Tie Tools

Ranging from the high performance Mark 7 and Mark 9 series tools to pocket-sized twist tools, HellermannTyton offers a range of mechanical tools which can be used with any HellermannTyton cable tie. When using these tools, the cable tie is hand applied and then manually tensioned and cut-off, without the use of an extraneous power source.

MARK 7 AND MARK 9 TOOLS

Specifically developed for maximum ergonomic and performance values, the Mark 7 and Mark 9 series tools combine reduced hand effort and durable components to ensure efficient assembly and a longer life cycle. The Mark 7 tools are used with T18 through T50 series HellermannTyton cable ties. The Mark 9 tools can be used with nearly every HellermannTyton cable tie. Able to accommodate ties to .530″ in width, the Mark 9 is used with HellermannTyton's T18 series cable ties to the heavy duty ties, including the T250 series, Wide Strap series and EL-TY. High tension versions of both the Mark 7 and Mark 9 tools (MK7HT and MK79HT) offer the same design features as their standard counterparts but with higher cut-off tension capabilities. The Mark 9 and Mark 7 high tension tools both offer a 5/8″ stroke.

MK7 & MK9

Mark 7 and Mark 9 Features

- An easy to read display speeds adjustment and verification.
- Thumb tab on larger tension knob for easy adjustment.
- On the Mark 7, a larger knob sets the three variable tension levels (minimum,intermediate, and standard). The smaller knob fine tunes within the tension range.
- The larger knob on the Mark 9 sets to two variable tension levels (standard and heavy).The smaller knob fine tunes the tension setting.
- Housings are manufactured from a high impact, glass reinforced nylon.
- A double wall linkage adds more strength.
- Tough chromium steel components ensure longevity.
- MK7 & MK9 are military specified.
- Single and dual lock-out features available for tensioning ranges.
- Cable tie tension and cut-off tools reduce operator fatigue and speed assembly.
- The Mark 7 features a one inch stroke, while the Mark 9 has a 5/8 inch stroke. Both reduce trigger cycles required to install cable ties.
- Ergonomic design on both tools ideally fit the operator's hand. Removable padded hand grips further reduce impact to the hand.
- Low friction bearing mechanisms reduce hand effort and provide a smooth stroke.
- Extremely light, the Mark 7 weighs only 10 ounces. The Mark 9 weighs just 13 ounces.
- Quick tension adjustability for flush cut-off.

MK7

Mark 7 Tool

Product Selection

Article No.	Part No.	Type	Description	Cable Tie Series	Pkg. Qty.
110-07500	**MK7**	MK7	Durable and lightweight, the Mark 7 tool is user friendly and adjustable, with top-of-the-line design features.	T18 thru T50 Series CTT20 thru CTT60 Series	1
110-07000	**MK7HT**	MK7HT	The Mark 7 High Tension tool has the same design features as the MK7, although this tool offers an increased tension range.	T30 thru T50 Series CTT20 thru CTT60 Series	1
110-08000	**MK7LK**	MK7LK	The Mark 7 Lock-Out tool has the same design features as the MK7, although this tool offers complete lock-out of tension settings.	T30 thru T50 Series CTT20 thru CTT60 Series	1
110-00448	**MK7BLADEKIT**	MK7BLADEKIT	Service kit for MK7 tool includes replacement blade, screw for nose piece, and instruction card.		1
110-00449	**MK7-449**	MK7-449	Replacement blade for MK7 series tools.		1

Dimensions are approximate and subject to technical changes. Use **Part No.** for ordering and **Type** for specification purposes.
Minimum order quantity for the MK7-449 is 5.

Mark 9 Tool

MK9

MK9SST

Product Selection

Article No.	Part No.	Type	Description	Cable Tie Series	Pkg. Qty.
110-09500	**MK9**	MK9	The Mark 9 tool has the same design features as the MK7 series tools. The MK9 accommodates heavy duty cable ties.	T18* thru T250 Series CTT20 thru CTT175 Series EL-TY Series Wide Strap Series	1
110-09000	**MK9HT**	MK9HT	The Mark 9 High Tension tool has the same design features as the MK9, but offers an increased tension range.	T18* thru T250 Series CTT20 thru CTT175 Series EL-TY Series Wide Strap Series	1
110-09700	**MK9RE**	MK9RE	The MK9 Rounded Edge tool has the same design features as the MK9 although it has a special nose piece that leaves a 2mm round tail.	T18* thru T250 Series CTT20 thru CTT175 Series EL-TY Series Wide Strap Series	1
110-09600	**MK9REF**	MK9REF	The Mark 9 Reduced Effort tool has a reduced effort trigger mechanism for operators with small hands. It has a shorter pawl stroke.	T18* thru T250 Series CTT20 thru CTT175 Series EL-TY Series Wide Strap Series	1
110-95000	**MK9SST**	MK9SST	Adapted for use with stainless steel ties, the MK9 Stainless Steel tool retains the same design features as the MK9 series. The MK9SST accommodates all HellermannTyton stainless steel ties.	All MBT Series for both 304 and 316 materials	1
110-00220	**MK9BLADEKIT**	MK9BLADEKIT	Service kit for the MK9 tool includes replacement blade, screw for nose piece, and instruction card.		1
110-00221	**MK9-221**	MK9-221	Replacement blade for MK9 series		1
110-05114	**MK9SS-114**	MK9SS-114	Replacement blade for MK9SST series tools		1

Dimensions are approximate and subject to technical changes. Use **Part No.** for ordering and **Type** for specification purposes. * Does not include T18S series ties .08″ wide.

Other Mechanical Cable Tie Tools

Product Selection

Article No.	Part No.	Type	Description	Cable Tie Series	Pkg. Qty.
110-21000	**TWT1**	TWT	The TytonTwyster is a lightweight and economical twist tool. Offers speed and efficiency. Fits into a pocket. (Color Orange)	T18 thru T50 Series CTT20 thru CTT60 Series	1
110-22000	**TWT2**	TWT	The TytonTwyster is a lightweight and economical twist tool. Offers speed and efficiency. Fits into a pocket. (Color Blue)	T120 thru T150 Series CTT175 Series	1
110-11150	**T150**	T150	The T150 Tool is a heavy duty installer controlled tool for use in the field. Pliers action provides mechanical advantage. Padded foam grip handles provide comfort and control.	T150 Series CTT175 Series	1
110-11250	**T250**	T250	The T250 has the same design features as the T150 Tool, but can tension and cutoff a wider tie.	T150 thru T250 Series CTT175 Series	1

Dimensions are approximate and subject to technical changes. Use **Part No.** for ordering and **Type** for specification purposes.

Power Assisted Cable Tie Tools

HellermannTyton's Mark 7 and Mark 9 power assisted (MK7P & MK9P) tools utilize pneumatic power to tension and cut-off HellermannTyton cable ties. The MK7P and MK9P tools feature an ergonomic design while offering time/labor savings and ease of use benefits derived from pneumatic power. These tools feature a non-slip, comfortable grip, soft touch trigger, and one touch tensioning/cut-off capability. HellermannTyton's pneumatic cable tie tools are lightweight, high performance, and suited for extended use.

MK9P

Product Features

- Ergonomic
The ergonomic design of the pneumatic cable tie tools incorporates a comfortable grip, low weight, and easy trigger depression to reduce installer effort and strain while installing cable ties.

- Operation
MK7P & MK9P speed assembly. Just one pulse of the soft touch trigger assembly actuates an immediate tension and cut-off of the cable tie.

- Cable tie waste is ejected to the side after the cable tie is applied,ensuring smooth operation of the tool.
- Uses dry or lubricated air.
- Operates between 90 PSI and 105 PSI maximum.
- Supplied with a 6 inch lead which comes with a male quick connect fitting with a female coupler for 1/8" flow.

- Design
HellermannTyton's pneumatic tools are manufactured with tough, chromium steel components and high impact, glass reinforced nylon housings for maximum durability.

- Tensioning
An easy to read indicator verifies tension settings. The tools feature an easy dial-in tension adjustment, along with a lock-out capability. The tension adjustment on the MK7P and the MK9P is designed with an operator friendly, positive "click" design for easy use. The tension can readily be locked out to allow the tension adjustment to remain at a constant setting that can only be changed by approved personnel. The fine adjust tension knob has an unique lever feature used to reduce adjustment torque.

Mark 7 Pneumatic

The Mark 7 Pneumatic (MK7P) is built to perform in demanding production and manufacturing environments. Heavy duty precision parts ensure repeatability in the tensioning process. The MK7P fits comfortably in the operator's hand, reducing hand, arm and wrist fatigue. Due to its ergonomic features, HellermannTyton's MK7P makes it easier for the installer to consistently apply cable ties while maintaining correct tension and flush cut-off. Safety is enhanced, as the MK7P can eliminate sharp edges of a cut-off cable tie.

MK7P

Material Data

Power Supply	**Dry or lubricated air**
Cycle Time	**4 strokes per second**
Weight	**16oz**
Pawl Travel Stroke	**1.0" (2.54 cm)**
Tension Force	**60 to 170 N, adjustable**

Product Selection

Article No.	Part No.	Type	Description	Cable Tie Series	Pkg. Qty.
110-07101	**MK7P**	MK7P	Includes Mark 7 Pneumatic tool and quick connect fittings. Ergonomic tool uses pneumatic power and accomplishes rapid tension and cut-off with one trigger depression.	T18 thru T50 Series CTT20 thru CTT60 Series	1
110-07111	**MK7P-342**	Replacement Blade	MK7P Replacement Blade		1

Dimensions are approximate and subject to technical changes. Use **Part No.** for ordering and **Type** for specification purposes.
Minimum order quantity for MK7P-342 is 5.

MK9 Pneumatic

The Mark 9 Pneumatic (MK9P) is constructed with heavy duty parts to ensure that it performs optimally in demanding environments. It is ideally designed to apply heavy-duty ties (T50-T250), clamp and button head ties.

Like the MK7P, HellermannTyton's MK9P incorporates the next level of ergonomic improvement with its low weight, comfortable grip and easy trigger depression. Very durable, the pneumatic MK9P features adjustable, easy to read tension settings. Lock-out features are available.

The MK9P is available with lower air attachment (standard) or can be ordered with an upper air attachment.

MK9PUA (Upper Air)

MK9P

Material Data

Power Supply	**Dry or Lubricated Air**
Cycle Time	**2 strokes per second**
Weight	**32oz**
Pawl Travel Stroke	**1.25″ (3.175 cm)**
Tension Force	**60 to 170 N, adjustable**

Product Selection

Article No.	Part No.	Type	Description	Cable Tie Series	Pkg. Qty.
110-09101	**MK9P**	MK9P	Includes Mark 9 Pneumatic tool and quick connect fittings. Included is a 1/8″ flow quick disconnect fitting and a 10″ whip and 1/8″ make fitting. Ergonomic tool uses pneumatic power and accomplishes rapid tension and cut-off with one trigger depression.	T50 thru T250 Series CTT20 thru CTT175 Series EL-TY Series Button Head Ties	1
110-09112	**MK9PUA**	MK9P	Includes Mark 9 Pneumatic tool with upper air option for top air connection. Supplied with a 1/8″ flow quick disconnect fitting and a 10″ whip and 1/8″ quick disconnect fitting. Includes a hanger for an optional overhead tool balancer (not included). Ergonomic tool uses pneumatic power and accomplishes rapid tension and cut-off with one trigger depression.	T50 thru T250 Series CTT20 thru CTT175 Series EL-TY Series Button Head Ties	1
110-09111	**MK9P-109**	MK9P-109	MK9P Replacement Blade		1**

Dimensions are approximate and subject to technical changes. Use **Part No.** for ordering and **Type** for specification purposes.
**Minimum order quantity of MK9P-109 is 5.

Common Accessories for MK7P and MK9P

HellermannTyton offers a portable kit that incorporates carbon dioxide (CO_2) as the primary air source. This unique feature will allow for greater flexibility, mobility and the elimination of air line to the tool.

Product Selection

Article No.	Part No.	Type	Description	Pkg. Qty.
110-09002	**MKPCOKIT**	MKPCOKIT	MKPC0KIT is a complete kit that includes the belt, holster, hose/regulator, pouch and 16oz air tank.	1
110-09003	**MKPCOTANK**	MKPCOTANK	Standard 16oz air tank for C02 air supply to tool.	1
110-09004	**MKPCOTANK20**	MKPCOTANK20	Special 20oz canister tank for C02 feature.	1
110-09005	**MKPCOHOSE**	MKPCOHOSE	Hose attachment from air tank to the tool with regulator.	1
110-09006	**MKPCOBELT**	MKPCOBELT	Adjustable belt for air tank and pouch and tool holster for MK7P or MK9P tools.	1

Dimensions are approximate and subject to technical changes. Use **Part No.** for ordering and **Type** for specification purposes.

Automatic Cable Tie Systems

HellermannTyton's automatic cable tie tool systems are compact, fast, reliable, and versatile, accommodating a variety of wiring harness, and bundling and securing requirements. These tool systems are designed to provide significant labor and cost savings through process improvements, lower installed costs and greater consistency, quality and ergonomic benefits.

ATS3080

Product Features

- **Fast**
  Cable ties are installed quickly with one easy trigger depression, increasing productivity while decreasing labor costs.

- **Reliable**
  HellermannTyton's automatic cable tie systems have been tested to perform extremely consistently without interruption to work flow.

- **Ergonomic**
  The ergonomic design of the automatic cable tie tool systems feature a comfortable grip, low weight, and easy trigger depression to reduce installer effort and strain while installing cable ties.

- **Easy to Use - Providing Valuable Operator Feedback**
  Equipped with a self-diagnostic LED information panel, the automatic cable tie systems easily guide the user through the cycles of cable tie installations.

- **Automation**
  The automatic cable tie systems can be implemented into fully automated applications to further increase productivity and decrease labor costs.

- **Flexible Manufacturing/Versatility**
  HellermannTyton's automatic cable tie tool systems support principles of flexible manufacturing requirements and environments. The systems can be used in handheld, bench mount and overhead assembly configurations. The versatile overhead assembly option provides the ultimate integration to the customer's manufacturing area. HellermannTyton's automatic tools are powered by a standard 110 AC 24V (AT2000) and 110 AC 27 V (AT2060) electrical outlet that converts to a low DC voltage to the tool. All power systems offer the installer the mobility needed to tackle different harnessing requirements.

- **Uniform Fastening Quality**
  HellermannTyton's automatic cable tie systems feature adjustable tension control to deliver consistent levels of cable tie fastening.

- **Range**
  HellermannTyton offers the widest range of automatic cable tie tool systems which cover cable tie tensile strengths of 18, 30, and 50 pounds with bundle diameters between 1/16″ to over 3″.

An LED panel shows the status of the tool.

Product Selection

Article No.	Part No.	Max. Ø Bundle
120-00000	AT2000	.75″ (20 mm)
103-00000	AT2060	1.25″ (31 mm)
102-00000	ATS3080	3.14″ (80 mm)

AT2000

For bundles up to 3/4"

HellermannTyton's AT2000 completely installs cables ties on bundles up to 3/4" in diameter. This automatic cable tie tool is highly reliable and offers ergonomic benefits including low weight, easy trigger depression, a comfortable hand grip and correct balance—all which reduce operator strain. The AT2000 possesses an LED panel which makes it easier to maintain and operate the tool.

AT2000 Technical Specifications

Power Supply	**Electrical, with Power Pack or Battery Pack**
Cycle Time	**0.8 s**
Weight	**2.6lbs**
Installation	**Handheld, bench mount or overhead**
Tension Force	**Adjustable**

AT2000 Cable Tie Specifications

RoHS

Operating Temperature	
Natural Polyamide 6.6	**-40 °F to +185 °F (-40 °C to +85 °C) continuous**
Heat stabilized, black Polyamide 6.6	**-40 °F to +221 °F (-40 °C to +105 °C) continuous**
Natural, Stanyl Polyamide 4.6	**-40 °F to +275 °F (-40 °C to +135 °C) continuous**
Reel Diameter	**17.7 ″ (450)**
Reel Width	**5.20 ″ (132)**

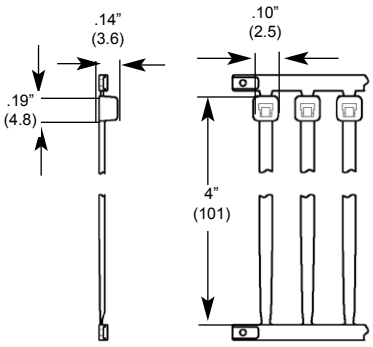

AT2000 Cable Ties

File# E64139

Product Selection

Article No.	Part No.	Type	Description	Min. Tensile Strength lbs. (N)	Max. Ø Bundle in. (mm)	Pkg. Qty.
120-00000	**AT2000**	Autotool 2000	Includes AT2000 tool, power supply, power cord, tool cord, and manual			1
120-00060	**120-00060**	Control Box	Control Box for linking AT2000 to automation			1
Natural Cable Ties						
120-40009	**T18RA50**	T18RA50-N66-NA	Cable ties on bandolier for use with the AT2000	18 lbs (80)	.75″ (20)	20,000 per carton includes: 50 per bandolier 500 per package
120-46009	**T18RA3500**	T18RA3500-N66-NA	Cable ties on reel for use with the AT2000	18 lbs (80)	.75″ (20)	14,000 per carton includes: 3,500 per reel 4 reels per carton
120-05009	**T18RA5000**	T18RA5000-N66-NA	Cable ties on reel for use with the AT2000	18 lbs (80)	.75″ (20)	10,000 per carton includes: 5,000 per reel 2 reels per carton
Black, Heat Stabilized Cable Ties						
120-40010	**T18RA50HSW**	T18RA50-HSW-BK	Cable ties on bandolier for use with the AT2000	18 lbs (80)	.75″ (20)	20,000 per carton includes: 50 per bandolier 500 per package
120-05010	**T18RA5000HSW**	T18RA5000-HSW-BK	Cable ties on reel for use with the AT2000	18 lbs (80)	.75″ (20)	10,000 per carton includes: 5,000 per reel 2 reels per carton
Natural, Stanyl Cable Ties						
120-04609	**T18RA5000HR**	T18RA5000HR-N46	Cable ties on reel for use with the AT2000	18 lbs (80)	.75″ (20)	10,000 per carton includes: 5,000 per reel 2 reels per carton

V/O rated ties can be made available for the AT2000. Various tie colors available upon request (Contact HellermannTyton for lead time). Dimensions are approximate and subject to technical changes. Use **Part No.** for ordering and **Type** for specification purposes.

For information on AT2000's Bench Mount System and Overhead Suspension Assembly see page 91-92.
For information on Wire Retainers for Harness Boards and AT2000's battery pack see page 93.

AT2060

HellermannTyton's AT2060 automatically installs cable ties for bundles up to 1-1/4″. The many ergonomic benefits include easy trigger depression and low weight that reduces operator effort and strain. Operation and maintenance of the tool are enhanced by the self-diagnostic LED panel located on the AT2060.

AT2060 Technical Specifications	
Power Supply	**Electrical**
Cycle Time	**1.2 seconds**
Weight	**3.9lbs**
Pawl Travel	**1.25″**
Stroke	**(3.175 cm)**
Tension Force	**Adjustable**

AT2060 Cable Tie Specifications	
Operating Temperature	
Natural Polyamide 6.6	**-40 °F to +185 °F (-40 °C to +85 °C)**
Heat stabilized, black, Polyamide 6.6	**-40 °F to +221 °F (-40 °C to +105 °C)**
Reel Diameter	**17.7 ″ (450)**
Reel Width	**7.197 ″ (182.8)**
Reel Weight	**7 lbs**

RoHS

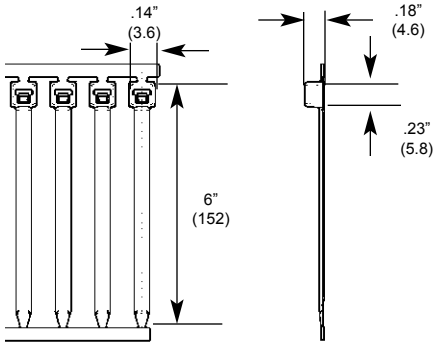

Product Selection

Article No.	Part No.	Type	Description	Min. Tensile Strength lbs. (N)	Max. Ø Bundle in. (mm)	Pkg. Qty.
103-00000	**AT2060**	AT2060	Includes AT2060 tool, power supply, power cord, tool cord, and maintenance and operation manual.			1
Natural Cable Ties						
103-00002	**T30RA30**	T30RA	Cable ties on a bandolier for use with the AT2060 tool	30 lbs (133.44)	1.25″ (31)	6,000 per carton includes: 30 per bandolier 600 per bag
103-00001	**T30RA3000**	T30RA3000	Cable ties on a reel for use with the AT2060 tool	30 lbs (133.44)	1.25″ (31)	6,000 per carton includes: 3,000 per reel 2 reels per carton
Black, Heat Stabilized Cable Ties						
103-00003	**T30RA300HS**	T30RA	Cable ties on a bandolier for use with the AT2060 tool	30 lbs (133.44)	1.25″ (31)	6,000 per carton includes: 30 per bandolier 600 per bag
103-00004	**T30RA30000HS**	T30RA	Cable ties on a reel for use with the AT2060 tool	30 lbs (133.44)	1.25″ (31)	6,000 per carton includes: 3,000 per reel 2 reels per carton

Dimensions are approximate and subject to technical changes. Use **Part No.** for ordering and **Type** for specification purposes. V/O rated ties and 4/6 ties for high temperatures can be made available for the AT2060. Various colors available upon request (Contact HellermannTyton for lead time).

For information on AT2060's Bench Mount System and Overhead Suspension Assembly see page 91-92.
For information on Wire Retainers for Harness Boards see page 93.

AT2000 and AT2060 Accessories

Fir Tree Mount For Automatic Cable Tie Tool System

This fir tree mount is designed for use with HellermannTyton Automatic Cable Tie Tool Systems. For more information on this system, contact HellermannTyton.

Material Data

Material	**Polyamide 6.6 high impact modified, Heat Stabilized, UV Resistant (PA66HIRHS)**
Operating Temperature	**-40 °F to +230 °F (-40 °C to +110 °C) continuous**
Flammability	**UL94 HB**

RoHS

Product Selection

Article No.	Part No.	Type	Disc Ø in. (mm)	Width (W2) in. (mm)	Height (H) in. (mm)	Height (H2) in. (mm)	Pkg. Qty.
FT7AT - Mounting Hole Ø: .24″ - .8″ (6.2 - 7.2mm) - Panel Thickness: .03″ - .276″ (0.8 - 7.0mm)							
151-00492	**151-00492**	FT7AT	.73" (18.6)	.18" (4.5)	.72" (18.34)	.47″ (11.9)	100

Installation tools - MK7, MK7HT, MK7P, MK9, MK9HT, MK9P. Dimensions are approximate and subject to technical changes. Use **Part No.** for ordering and **Type** for specification purposes.

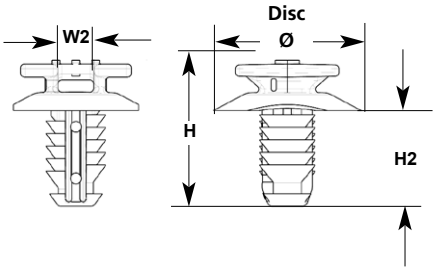

AT2000 & AT2060 Bench Mount System

HellermannTyton offers a portable bench mount system which works with the AT2000 and AT2060 tool systems. It is extremely easy to set up and use. Within seconds, the AT2000 or the AT2060 can be converted from a handheld tool to a bench mount system. With the touch of the foot pedal, the cable tie is applied.



AT2000 and AT2060 Bench Mount System

Product Selection

Article No.	Part No.	Type	Description	Pkg. Qty.
120-00040	**AT2BENCHMOUNT**	Bench Mount Kit	Includes foot pedal, tie reel stand and tool mounting stand	1

Use **Part No.** for ordering and **Type** for specification purposes.

AT2000 or AT2060 Overhead Suspension Assembly

HellermannTyton's overhead suspension assembly system holds the AT2000 or AT2060, reel of cable ties, and power source. The overhead assembly is available in several configurations in a variety of mounting options and is easily integrated into various manufacturing environments. The modular design allows for easy additions or modifications of the system design.

The overhead assembly system provides additional ergonomic advantages to the AT2000 and AT2060. The system features overhead hanging, a trolley slide which allows for mobility within the frame, and an adjustable counter balance. These features allow for low operator strain and easy use. Since the assembly integrates the automatic cable tie systems and reel of ties, continuous feed is achieved. Reloading of cable ties is greatly reduced, further optimizing efficiencies.

The picture shows just one configuration of an overhead assembly.

The HellermannTyton team of tool systems specialists will assist in the custom design of a system to specially accommodate individual manufacturing sites and production needs. The modular features and inherent ergonomic benefits improve production and make operation more efficient.

Contact HellermannTyton for more information. Fasteners for unit assembly are included. Permanent mounting fasteners are not included.

Mobile Trolley Unit Configuration

AT2000 Battery Pack

HellermannTyton's battery pack powers the AT2000 and is worn by the operator, allowing for complete mobility.

Product Selection

Article No.	Part No.	Type	Description	Pkg. Qty.
120-00030	**AT06500030**	Battery Pack	Battery with belt clip and connector cord	1
120-00010	**AT06500020**	Battery Charger	Charging unit for battery	1

Dimensions are approximate and subject to technical changes. Use **Part No.** for ordering and **Type** for specification purposes.

Wire Retainer for Harness Boards

Designed for use in harness board assemblies, these wire retainers stand-off wire and cable bundles for easier cable tie application. Wires are individually inserted, and bundles are preformed, making harnessing easier.



Wire Retainer for Harness Boards

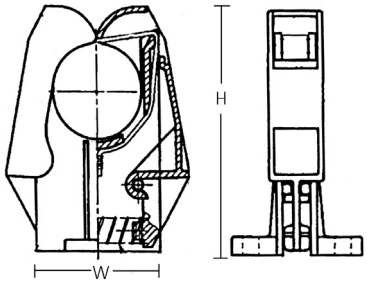

Product Selection

Article No.	Part No.	Type	Description	Height (H) in. (mm)	Width (W) in. (mm)	Max. Ø Bundle in. (mm)	Pkg. Qty.
120-00080	**HH-20**	HH20	Harness Board Assembly	2.12 ″ (54)	1.22″ (31)	.83″ (20)	25

Dimensions are approximate and subject to technical changes. Use **Part No.** for ordering and **Type** for specification purposes.

AutoTool System 3080
For bundles up to 3.14"

HellermannTyton's ATS3080 automatically installs cable ties for bundles up to 3.14" in diameter with one trigger depression. This innovative system utilizes strap and closures (ordered separately) to achieve a waste free system. The ATS3080 uses only the required strap length required for the diameter. The strap is outside serrated so that it will not damage sensitive wire and cable bundles.

This well balanced tool has ergonomic benefits that include low weight and a comfortable hand grip which reduces operator strain and injury while installing cable ties. The ATS3080 possesses a LED panel that provides critical operational feedback that makes it easier to maintain and operate the tool.

The ATS3080 has three jaw diameters available; 1.18" (30mm), 1.96" (50mm), and 3.14" (80mm). The jaws are easily interchanged and further tool adjustment between the three jaw diameters is unnecessary.

ATS3080 Technical Specifications	
Power Supply	**Electrical**
Cycle Time	**approx. 1.3 sec. (50 mm jaw)**
Weight	**3.2lbs**
Installation	**Mobile, bench mount or overhead**
Tension Force	**Adjustable**

Closures and strap for ATS3080

ATS3080 Cable Tie Specifications	
Material	**Polyamide 6.6 high impact modified, heat and UV stabilized (PA66HIRHSUV)**
Operating Temperature	**-40 °C to +95 °C continuous, (+105 °C for 5000 h)**
Flammability	**UL94 HB**
Strap Reel Dimensions	
Reel Diameter	**15.25" (387 mm)**
Reel Width	**3.5" (88.9 mm)**
Reel Weight	**6lbs (2.72 kg)**
Closure Reel Dimensions	
Reel Diameter	**15.25" (387 mm)**
Reel Width	**3.5" (88.9 mm)**
Reel Weight	**3.5lbs (1.58 kg)**

ATS3080 with mobile trolley unit

ATS3080 with overhead

ATS3080 with bench mount

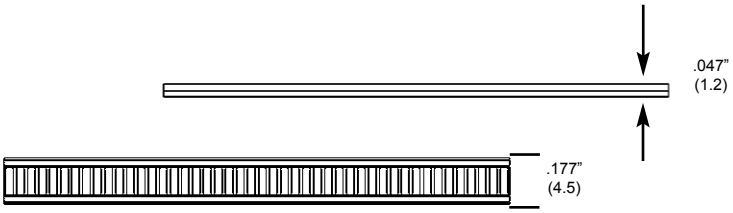

Strap ATS3080

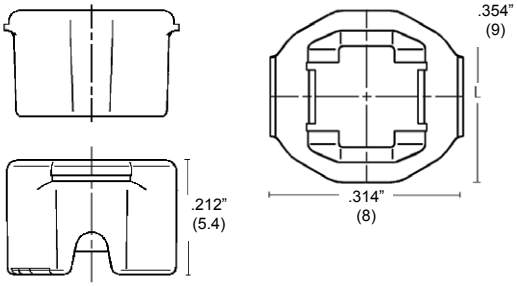

Closures ATS3080

Product Selection

Article No.	Part No.	Type	Description	Min Tensile Unlocking Strength (lbs)	Pkg. Qty. ft. (m)
102-00000	**ATS3080**	ATS3080	Includes ATS3080 tool, power cord, tool cord, and maintenance and operation manual. Does not include power supply.		1
102-00010	**ATS10200010**	Power Pack ATS3080	Power Supply Unit for ATS3080 Input: 230/115 VAC, 50-60 Hz Output: 48 VDC, max. 50W		1
Natural Strap and Closures					
102-66109	**ATS10266109**	Strap Natural ATS3080	ATS3080 Strap	50 lbs	1640 ft. (500)
102-66209	**ATS10266209**	Closures Natural ATS3080	ATS3080 Closure	50 lbs	5000 pcs
Black Strap and Closures					
102-66110	**ATS10266110**	Strap Black ATS3080	ATS3080 Strap	50 lbs	1640 ft. (500)
102-66210	**ATS10266210**	Closures Black ATS3080	ATS3080 Closures	50 lbs	5000 pcs
102-00040	**ATS10200040**	Bench Mount Kit	Bench Mount Kit for ATS 3080 Integrated pneumatic system that coordinates tool and reels. Foot pedal application, other actuation options available		1
102-00050	**ATS10200050**	Overhead Suspender	Overhead Suspender ATS 3080		1
102-00030	**ATSTROLLEY**	Trolley ATS 3080	Trolley		1

Dimensions are approximate and subject to technical changes. Use **Part No.** for ordering and **Type** for specification purposes.

Quick Tool

HellermannTyton's Quick Tool is an automatic bench mount system suited for high volume cable tie applications. This air powered tool accommodates a reel of 5,000 ties and, like HellermannTyton's other automated systems, can be integrated into further automation as well as fully incorporated into conveyor or assembly line applications.

Product Features

- The system is a one piece, bench top unit which increases efficiency through quick and reliable fastening.
- It can be installed where a 110 VAC electrical outlet and pneumatic air source are available.
- Provides consistent fastening tension.
- Controls fastening tension.
- Ties are available in two styles: standard and heat stabilized.
- Custom colors for Quick Tool ties are also available. Contact HellermannTyton for more information.



QS101 Cable Tie Specifications

Operating Temperature	
Natural Polyamide 6.6	**-40 °F to +185 °F (-40 °C to +85 °C)**
Heat stabilized, black, Polyamide 6.6	**-40 °F to +221 °F (-40 °C to +105 °C)**
Reel Diameter	**18″ (457 mm)**
Reel Width	**5.20″ (132 mm)**
Reel Weight	**4.8 lbs (2.18 kg)**

QS101 Technical Specifications

Max. Ø Bundle	**0.630″ (16.00 mm)**
Wattage	**70W**
Power Supply	**Electrical/Pneumatic Power**
Cycle Time	**1.2 Seconds**
Weight	**40 lbs.**
Installation	**Bench**
Tension Force	**Adjustable (9.92 lbs - 19.84 lbs)**

Product Selection

Article No.	Part No.	Type	Description	Min Tensile Unlocking Strength (lbs)	Max. Ø Bundle in. (mm)	Width (W) in. (mm)	Length (L) in. (mm)	Pkg. Qty.
105-00000	**QS101**	QS101	Includes Quick Tool, power cord, maintenance and operation manual and foot pedal.					1
Natural Cable Ties								
105-00006	**QTTIE9**	QTTIE9	Cable ties on reel for use with the Quick Tool.	18	.63 ″ (16)	.10 ″ (2.5)	4.0 ″ (101)	10,000 per carton: 5,000 per reel 2 reels per carton
Black Heat Stabilized Cable Ties								
105-00001	**QTTIEOHS**	QTTIE0HS	Cable ties on reel for use with the Quick Tool.	18	.63 ″ (16)	.10 ″ (2.5)	4.0 ″ (101)	10,000 per carton: 5,000 per reel 2 reels per carton

Dimensions are approximate and subject to technical changes. Use **Part No.** for ordering and **Type** for specification purposes.
Various colored cable ties available upon request. Contact HellermannTyton for more information and lead times.

SwiftMark Automatic Label Printer and Applicator

HellermannTyton's SwiftMark prints and applies labels automatically to wire and cable. With the largest wire range in the industry, the SwiftMark has uncompromising application speed and easily marks within .5" of the end of the cable or connector.

Product Features

- Fastest cycle time in the industry
- Touch screen LCD
- WYSIWYG touch screen LCD
- Marks to within .5" of the end of the cable
- Labels cables from .06" to .75" (1.52 mm to 19 mm) in diameter
- Print repeat
- Works with various sizes of self-laminating adhesive labels
- Print label sets
- Ribbon save feature minimizes ribbon usage by up to 85%
- Download large sequential databases immediately
- 300 d.p.i. thermal transfer printer
- Stores label files on removable SD card
- USB, parallel port, and serial connections
- Accommodates various types of cable and cable bundles
- Eliminates label wrinkles or "flags"
- Adjustable wire grippers
- Easy to load with labels and ribbon
- Automatically keeps track of application cycles
- Foot pedal, touch screen, and 24V wrap initiation options
- Electric universal power supply
- Prints and applies up to 5,000 labels in eight hours
- Ethernet Ready

SwiftMark Includes

- 1 SwiftMark
- 1 Foot pedal
- 1 External power supply
- 1 Manual
- 1 Tagprint Pro V2.0 label printing software.
- 1 Driver disk

Specifications

Width	**20"**
Height	**15"**
Depth	**31"**
Weight	**60 lbs.**
Wire Range	**.060" - .75"**
Label Widths	**.5" - 2"**
Power	**Electric universal power supply**
Storage Temperature	**-30 °F to +160 °F (-34 °C to +71 °C)**
Connections	**USB, RS-232, Serial, Parallel, SD/MMC secure digital card interface, Ethernet**

Product Selection

Article No.	Part No.	Type	Description	Pkg. Qty.
558-00060	**556-00060**	SMLA1	SwiftMark Automatic Label Printer and Applicator	1

Contact HellermannTyton for details and label information.Use **Part No.** for ordering and **Type** for specification purposes.

TagPrint™ Pro Professional Label Creation Software

TagPrint™ Pro label creation and printing software is powerful, multi-functional and extremely easy to use. Used to provide solutions for industrial identification, TagPrint™ Pro speeds production and offers many options for a wide variety of labeling requirements. "What You See Is What You Get" (WYSIWYG) label creation, bar coding, serialization, label sets, wire lists, graphics and text choices are just some capabilities of TagPrint™ Pro software. TagPrint™ Pro can be utilized with HellermannTyton's wide array of label options including laser, ink jet, dot matrix and thermal transfer printable labels.



A Easily import a variety of image types into the label design

B Use any Windows based font in the label design for complete customization

C Layer objects like professional page layout programs

D Rulers on top and side allow for exact placement of objects

E Easily change text color, fill color and border color to make text stand out and accomplish "full reverse" printing

F Allow text characters to be stretched or compressed to almost any height or width

G Draw lines, circles and boxes on the label as a simple way of making the label look more professional

New Features for Version 2.0

- Alphanumeric sequences
- Print to multiple printers at one time
- Print later feature allows user to save jobs in queue and print all at one time
- Print faster
- Connect or import directly from other databases including Excel, Access, text files
- More bar code types
- Inverse, flip, and mirror image options for graphic images
- Multi-lingual
- Print log available
- Manually adjust font size to 1/10 of a point
- Customize height and width of characters
- Customize line spacing
- Compatible with all TagPrint Pro version 1.0 files
- And much more!

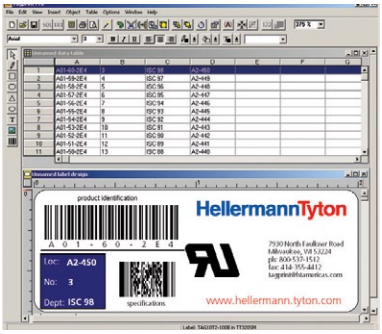

Product Selection

Article No.	Part No.	Type	System Requirements	Pkg. Qty.
556-00022	**556-00022**	TAGPRINTPRO Version 2.0 - Full	Windows 98se, ME, NT4.0, 2000 or XP	1
556-00024	**556-00024***	TAGPRINTPRO Version 2.0 - Upgrade	Windows 98se, ME, NT4.0, 2000 or XP	1

*Existing owners of previous versions of TagPrint can qualify for an upgrade at a reduced cost with proof of purchase and a valid serial number. Contact HellermannTyton for details.Use **Part No.** for ordering and **Type** for specification purposes.

Spirit® 2100 Portable Printing System

The Spirit 2100 provides fast, high quality, thermal transfer printing for permanent and highly legible label printing. The Spirit 2100 prints on many different types of label materials for wire, cable, and component marking. Self-laminating, white and metalized polyester, and tamper evident materials for calibration and security labeling are available for use with the Spirit system.

Product Features

- "What You See Is What You Get" label design and creation.
- Choose from normal or bold fonts to complete the label design
- Easily change text sizes: tiny, normal or large text
- And much more! Contact HellermannTyton for more details

Product Selection

Article No.	Part No.	Type	Description	Pkg. Qty.
557-00085	HT2100	HT2100	Portable Printing System includes: Spirit 2100 printer, HT2100 rechargeable battery and charger, ribbon cartridge, TAGH73-336, printer manual, hard shell case, cleaning card, cleaning pen and Spiritlink computer interface software (interface software cable sold separately)	1

Use **Part No.** for ordering and **Type** for specification purposes.

Spirit 2100 Accessories

Product Selection

Article No.	Part No.	Type	Description	Pkg. Qty.
591-00076	**BC10**	BC10	Battery Charger	1
557-00002	**2100CASE**	2100CASE	Spirit Carrying Case	1
557-00004	**2100CABLE**	2100CABLE	SpiritLink interface cable.	1
557-00003	**RBP1**	RBP1	Battery Pack	1
557-00005	**2100PEN**	2100PEN	Cleaning Pen	1
557-00006	**TS3003039**	TS3003039	Spirit label Spindle Roll	1
557-00007	**TS3003040**	TS3003040	Spirit label Spindle cap	1
557-00008	**2100CARD**	2100CARD	Printhead cleaning card	1

Use **Part No.** for ordering and **Type** for specification purposes.

Ribbon

The ribbon is supplied in a self-contained cartridge for easy loading. *One ribbon per package.*

Product Selection

Article No.	Part No.	Type	Description	Width (W)		Height (H)		Pkg. Qty.
				In.	(mm)	In.	(mm)	
557-00009*	**HHIGR**	HHIGR	Replacement ribbon cartridge	2.0	(50.8)	2.50	(63.5)	131 ft (40 m)
557-00092	**HHHST**	HHHST	Ribbon cartridge	2.0	(50.8)	2.50	(63.5)	131 ft (40 m)
557-00075**	**HHDTH**	HHDTH	Replacement Durattach ribbon	2.0	(50.8)	2.50	(63.5)	131 ft (40 m)

Dimensions are approximate and subject to technical changes. Use **Part No.** for ordering and **Type** for specification purposes.

** HHIGR works on all materials*

*** HHDTH can only be used with label materials that have the DTH extension. This provides superior performance to most chemicals and solvents.*

Spirit 2100 Self-Laminating Labels

Self-laminating labels are used for marking wire and cable. The clear overlap protects printed information.

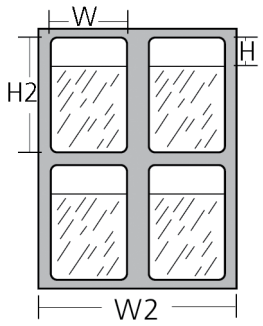

Product Selection

Article No.	Part No.	Type	Drawing Reference (page 101)	Color	Width (W) In.	Width (W) (mm.)	Height of Printable Area (H) In.	Height of Printable Area (H) (mm.)	Height of Label (H2) In.	Height of Label (H2) (mm.)	Width of Liner (W2) In.	Width of Liner (W2) (mm.)	Pkg. Qty.
100 Material													
557-00026	**TAGH26-100**	TAGH26	A	White	.5″	(12.7)	.35″	(8.8)	.75″	(19.05)	.875″	(22.22)	500
557-00011	**TAGH2-100**	TAGH2	B	White	.5″	(12.7)	.5″	(12.7)	1.435″	(36.5)	.875″	(22.22)	250
557-00025	**TAGH25-100**	TAGH25	C	White	.75″	(19.05)	.5″	(12.7)	1.75″	(44.45)	.875″	(22.22)	175
557-00027	**TAGH51-100**	TAGH51	D	White	1.0″	(25.4)	.35″	(8.8)	.75″	(19.05)	1.125″	(28.57)	500
557-00021	**TAGH22-100**	TAGH22	E	White	1.0″	(25.4)	.5″	(12.7)	1.435″	(36.5)	1.125″	(28.57)	250
557-00018	**TAGH9-100**	TAGH9	F	White	1.0″	(25.4)	.75″	(19.05)	2.25″	(57.1)	1.125″	(53.97)	100
557-00013	**TAGH3-100**	TAGH3	G	White	1.0″	(25.4)	1.0″	(25.4)	3.75″	(95.25)	1.125″	(28.57)	100
557-00028	**TAGH95-100**	TAGH95	H	White	1.5″	(38.1)	1.0″	(25.4)	3.75″	(95.25)	1.625″	(41.25)	100
557-00010	**TAGH1-100**	TAGH1	I	White	1.9″	(48.26)	.75″	(19.05)	3.19″	(81.02)	2.025″	(51.43)	100
557-00024	**TAGH24-100**	TAGH24	J	White	2.0″	(50.8)	.5″	(12.7)	1.435″	(36.5)	2.125″	(53.97)	250
557-00020	**TAGH10-100**	TAGH10	K	White	2.0″	(50.8)	.75″	(19.05)	2.25″	(57.1)	2.125″	(53.97)	100
557-00015	**TAGH6-100**	TAGH6	L	White	2.0″	(50.8)	1.0″	(25.4)	3.75″	(95.25)	2.125″	(53.97)	100

Dimensions are approximate and subject to technical changes. Use **Part No.** for ordering and **Type** for specification purposes.

Spirit 2100 Self-Laminating Labels *continued*

(Not shown to scale)

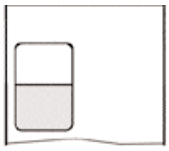

TAG26-100
A



TAGH2-100
B

TAGH25-100
C

TAGH51-100
D



TAGH22-100
E



TAGH9-100
F

TAGH3-100
G

TAGH95-100
H



TAGH1-100
I

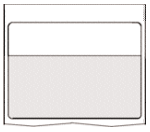

TAGH24-100
J



TAGH10-100
K

TAGH6-100
L

TT230SM Printer

HellermannTyton's TT230SM thermal transfer printer is the next generation of printer available for small to medium volume users looking for an easy to use and functional thermal transfer printer. The TT230SM prints to a wide variety of materials including all of HellermannTyton labels and ShrinkTrak. The TT230SM is also Ethernet network ready, which gives the user options on placing the unit away from the host computer. The TT230SM comes with a label holder (caddy) for loading large reels behind the printer for easy dispensing and printing. There also is an optional carrying case that can be used to safely transport the printer to remote job sites.

Product Features

- Print on ShrinkTrak
- Print on Adhesive Labels
- Print on Tiptags
- Uses standard ribbons
- Print head 300dpi
- Barcodes: standard and 2D
- Print speed up to 3" (76.2mm) per second
- Max print width 4.1" (106mm)
- Max label width 4.37 (111mm)
- Max print length 39" (101cm)
- 8MB DRAM, 2MB Flash
- Interfaces: RS232-C, Ethernet, USB v.2.0 and Centronics
- Windows drivers: 2000, XP, NT4.0, Vista, 7
- Dimensions: 7.95"(201mm) x 10.16" (258mm) x 6.81"(172mm)
- Weight 4.4lbs (2kg)

Article No.	Part No.	Type	Description	Pkg. Qty.
556-00230	**556-00230**	TT230SM	TT230SM Printer	1
556-00231	**556-00231**	CASE230SM	Carrying Case for TT230SM Printer	1
556-00236	**556-00236**	TT230BATTERY	TT230SM Rechargeable Battery Pack	1

TT230SM Thermal Transfer Ribbons

Product Selection

				Label Material										Width (W)	Length (L)
Article No.	Part No.	Type	Color	Paper	100	250	795	822	822C	900	1500	DTH	ShrinkTrak	In. (mm)	Ft. (M)
556-00147**	TT822OUTSM2	TT822OUTSM2	Red	•	•	•	•				•			4.33 (110)	242 (74)
556-00148**	TT822OUTSM3	TT822OUTSM3	Orange	•	•	•	•	•	•		•			4.33 (110)	242 (74)
556-00149**	TT822OUTSM4	TT822OUTSM4	Yellow	•	•	•	•	•	•		•			4.33 (110)	242 (74)
556-00150**	TT822OUTSM5	TT822OUTSM5	Green	•	•	•	•	•	•		•			4.33 (110)	242 (74)
556-00151**	TT822OUTSM6	TT822OUTSM6	Blue	•	•	•	•	•	•		•			4.33 (110)	242 (74)
556-00152**	TT822OUTSM7	TT822OUTSM7	Purple	•	•	•	•	•	•		•			4.33 (110)	242 (74)
556-00153* **	TT822OUTSM8	TT822OUTSM8	Silver Gray								•		•	4.33 (110)	242 (74)
556-00143***	TTDTHOUTSM	TTDTHOUTSM	Black									• (5)	• (5)	4.33 (110)	242 (74)
556-00145	TT822OUTSM	TT822OUTSM	Black	•	(1)	•	• (1,2)	• (1,2)	•		•		• (4)	4.33 (110)	242 (74)
556-00163	TTHSTOUTSM	TTHSTOUTSM	Black		° (1)	°							• (4)	4.33 (110)	242 (74)
556-00169	TT100OUTSM	TT100OUTSM	Black	•	° (1)	°							• (4)	4.33 (110)	242 (74)
556-00190	TTWHITEOUTSM	TTWHITEOUTSM	White								•			4.33 (110)	229 (70)

Use **Part No.** for ordering and **Type** for specification purposes.

• =Recommended ribbon

° =Acceptable ribbon alternative

(1) UL Recognized material / ribbon combination with HellermannTyton thermal transfer printers

(2) CSA Normal Use approved material / ribbon combination with HellermannTyton thermal transfer printers

(3) CSA Heavy Duty Use approved material / ribbon combination with HellermannTyton thermal transfer printers

(4) Meets ASM-DTL-23053/5 Class I & III, SAE-AS81531 for print performance

(5) Outstanding chemical, abrasion and solvent resistance where UL and CSA requirements are not needed

*** 24 ribbon minimum order*

** for use on black ShrinkTrak*

TTM430/TTM460 Thermal Transfer Printer

HellermannTyton's TTM430 and TTM460 thermal transfer printers are ideal for medium to large volume users looking for an easy to use and extremely functional thermal transfer printer. The TTM430 is a high quality 300 dpi printer with excellent print resolution for text and barcodes used in general industrial applications. The TTM460 is a 600 dpi printer which produces the highest quality print for very small text or smooth graphics.

Product Features

- Print speed up to 7.87"per second
- Straight through design allows easy loading of ribbon and labels
- Larger spools or fanfold material can be fed through the back of the printer
- 64mb memory/8mb flash
- Easy to use operations and status panel
- Two adjustable gap and reflex sensors
- Optional cutter face plate allows labels and ShrinkTrak to be cut off after printing
- Printer status screen with date/time/ network status/head temperature/ ribbon amount
- Maximum print width – 4.25"(108mm)
- Minimum print width – .24"(6mm)

Product Selection

Article No.	Part No.	Type	Description	Pkg. Qty.
556-00430	**556-00430**	TTM430	TTM430 Printer	1
556-00431	**556-00431**	430CFP	Cutter Face Plate	1
556-00432	**556-00432**	430WLAN	WLAN Wireless Card	1
556-00433	**556-00433**	430RLH	Label Holder for TTM430	1
556-00434	**556-00434**	430RRH	Ribbon Holder for TTM430	1
556-03065	**556-03065**	Printhead TTM430	Replacement Print Head TTM430	1

Use **Part No.** for ordering and **Type** for specification purposes.

TTM430/TTM460 Thermal Transfer Ribbons

Product Selection

				Label Material										Width (W)	Length (L)
Article No.	Part No.	Type	Color	Paper	100	250	795	822	822C	900	1500	DTH	ShrinkTrak	In. (mm)	Ft. (M)
556-00101	**TT822OUT**	TT822OUT	Black	•	•	•	•	•	•		• (5)		° (4)	4.33"(110.0)	984' (300)
556-00104	**TT100OUT**	TT100OUT	Black	•	• (1)	•	•	•	•				° (4)	4.33" (110)	984' (300)
556-00162	**TTHSTOUT**	TTHSTOUT	Black		° (1)	°							• (4)	4.0" (101.6)	984' (300)
556-00144***	**TTDTHOUT**	TTDTHOUT	Black		(1)							• (5)	• (5)	4.0" (101.6)	984' (300)
556-00106	**TT900OUT**	TT900OUT	Black		• (5)	• (5)	• (5)	• (5)	• (5)	• (5)				4.0" (101.6)	984' (300)
556-00155**	**TT822OUT2**	TT822OUT2	Red	•	•	•	•	•	•		• (5)			4.33"(110.0)	984' (300)
556-00156**	**TT822OUT3**	TT822OUT3	Orange	•	•	•	•	•	•		• (5)			4.33"(110.0)	984' (300)
556-00157**	**TT822OUT4**	TT822OUT4	Yellow	•	•	•	•	•	•		• (5)			4.33"(110.0)	984' (300)
556-00158**	**TT822OUT5**	TT822OUT5	Green	•	•	•	•	•	•		• (5)			4.33"(110.0)	984' (300)
556-00159**	**TT822OUT6**	TT822OUT6	Blue	•	•	•	•	•	•		• (5)			4.33"(110.0)	984' (300)
556-00160**	**TT822OUT7**	TT822OUT7	Purple	•	•	•	•	•	•		• (5)			4.33"(110.0)	984' (300)
556-00161	**TT822OUT8**	TT822OUT8	Silver Gray	•		•	• (1,2)	• (1,2)	•		• (5)		•	4.33"(110.0)	984' (300)
556-00189	**556-00189**	TTWHITEOUT	White	•		•	• (1,2)	• (1,2)	•		• (5)			4.33" (110)	984' (300)

**Call HellermannTyton for assistance when using this ribbon*

*** 10 ribbon minimum order*

• = Recommended ribbon

(1) UL Recognized material & ribbon combination with HellermannTyton thermal transfer printers

(2) CSA Normal Use approved material & ribbon combination with HellermannTyton thermal transfer printers

(3) CSA Heavy Duty use approved material / ribbon combination with HellermannTyton thermal transfer printers

(4) Meets ASM-DTL-23053/5 Class I & III, SAE-AS81531 for print performance

(5) Outstanding chemical, abrasion, and solvent resistance where UL and CSA requirements are not needed

Material Shortcut Key

100	*Self-laminating Vinyl*
250	*Conformable Woven Cloth*
795	*Metalized Polyester*
822	*White Polyester*
822C	*Clear Polyester*
900	*Polyamide Filmn*
1500	*Continous Vinyl*
DTH	*Duratech*
ShrinkTrak	*Flexible, radiation cross-linked polyolefin*

TipTags Cable Markers

HellermannTyton's TipTags are non-adhesive, cross laminated polyolefin tags with die cut cable tie slots for mechanical fastening. These cable markers are designed to mark wire bundles or large cables. TipTags are ideal for applications where exceptional print performance and long term service life are critical. TipTags consist of a thin, strong material which allows the tags to be lightweight, very strong, tear resistant, and work well in thermal transfer printers.

- Thermal transfer printable for high print contrast
- Halogen free for low smoke and low fire hazard applications
- White front and yellow back for versatility
- Superior strength and tear resistance for long lasting identification
- Pre-cut slots to secure the TipTag using HellermannTyton cable ties
- Printable on both sides
- Printable with Durattach ribbon on white side for the most durable mark in the industry
- Pre-cut sensor slot which ensures the markers will work in any thermal transfer printer
- Perforated in a bandolier for easy knitting and access to individual markers
- Thin profile to take up less space and eliminate any chance of the marker damaging wire insulation
- Lightweight design for applications that require long-term fuel and weight considerations

Material:	Polyolefin cross laminated with clear polyester laminate Polyolefin base: 6.5 mil Clear polyester laminate: 1.0 mil
Properties:	Halogen-free (low smoke and low fire hazard) Superior print performance, especially with Durattach ribbons Unaffected by most chemicals Wide service temperature range Non-toxic, odorless, and can be recycled or incinerated
Service Temperature Range:	-58°F to +221°F (-50°F to +105°C) Can withstand spikes up to 135°C (275°F) for short periods of time
Approvals:	SAE-AS81531 and Mil-Std 202G, Method 215J

TipTags Cable Markers *continued*

Material Data

Material	**Polyolefin, cross laminated**
Operating Temperature	**-58 °F to +221 °F (-50 °C to +105 °C) continuous**
Certification	**Meets SAE-AS81531, Mil-Std 202G Method 215J, and BS 4G 198-3, Type 11a**

Product Selection

Article No.	Part No.	Type	Marker Size in.	Marker Size (mm)	Printable Area in.	Printable Area (mm)	Pkg. Qty.
556-26008	**556-26008**	TIPTAGVA15X65YEWH	2.59″ X .68″	(65 X 17.4)	2.58" X .59"	(65 X 15)	500
556-26006	**556-26006**	TIPTAGVA10X65YEWH	2.59″ X .50″	(65 X 12.7)	2.58" X .39"	(65 X 10)	500
556-26007	**556-26007**	TIPTAGVA10X90YEWH	3.54″ X .50″	(90 X 12.7)	3.54" X .40"	(90 X 10)	500
556-26009	**556-26009**	TIPTAGVA15X90YEWH	3.54″ X .68″	(90 X 17.4)	3.54" X .59"	(90 X 15)	500

Dimensions are approximate and subject to technical changes. Use **Part No.** for ordering and **Type** for specification purposes.

T18 - T30 Series Cable Ties - Natural and Black

Material Data

Material	**Polyamide 6.6 (PA66)**
Operating Temperature	**-40 °F to +185 °F (-40 °C to +85 °C) continuous**

File# E64139 *File# E64139*

Product Selection

Article No.	Part No.	Type	US Gov. Designation	Min. Tensile Strength lbs.	Min. Tensile Strength (N)	Length (L) in.	Length (L) (mm)	Max. Ø Bundle in.	Max. Ø Bundle (mm)	Width (W) in.	Width (W) (mm)	Color	Pkg. Qty.
111-02809	**T18S9M4**	T18S	-	18 lbs	(80)	3.27″	(83)	.63″	(16)	.09″	(2.3)	Natural	1000
111-02811	**T18S0M4**	T18S	-	18 lbs	(80)	3.27″	(83)	.63″	(16)	.09″	(2.3)	Black	1000
111-01872	**T18R9M4**	T18R	MS3367-4-9	18 lbs	(80)	4″	(100)	.87″	(22)	.10″	(2.5)	Natural	1000
111-01841	**T18R0M4**	T18R	*	18 lbs	(80)	4″	(100)	.87″	(22)	.10″	(2.5)	Black	1000
111-02322	**T18I9M4**	T18I	–	18 lbs	(80)	5.51″	(140)	1.38″	(35)	.10″	(2.5)	Natural	1000
111-02315	**T18I0M4**	T18I	–	18 lbs	(80)	5.51″	(140)	1.38″	(35)	.10″	(2.5)	Black	1000
111-02026	**T18L9M4**	T18L	–	18 lbs	(80)	8.0″	(205)	2.17″	(55)	.10″	(2.5)	Natural	1000
111-02015	**T18L0M4**	T18L	–	18 lbs	(80)	8.0″	(205)	2.17″	(55)	.10″	(2.5)	Black	1000
111-03047	**T30R9M4**	T30R	MS3367-5-9	30 lbs	(135)	5.9″	(150)	1.38″	(35)	.14″	(3.5)	Natural	1000
111-03034	**T30R0M4**	T30R	*	30 lbs	(135)	5.9″	(150)	1.38″	(35)	.14″	(3.5)	Black	1000
111-03327	**T30L9M4**	T30L	–	30 lbs	(135)	7.48″	(190)	1.97″	(50)	.14″	(3.5)	Natural	1000
111-03315	**T30L0M4**	T30L	–	30 lbs	(135)	7.48″	(190)	1.97″	(50)	.14″	(3.5)	Black	1000
111-03517	**T30LL9M4**	T30LL	–	30 lbs	(135)	11.42″	(290)	3.15″	(80)	.14″	(3.5)	Natural	1000
111-03511	**T30LL0M4**	T30LL	–	30 lbs	(135)	11.42″	(290)	3.15″	(80)	.14″	(3.5)	Black	1000
111-02907	**T30XL9M4**	T30XL	-	30 lbs	(135)	14.37″	(365)	4.13″	(105)	.14″	(3.5)	Natural	1000
111-02903	**T30XL0M4**	T30XL	-	30 lbs	(135)	14.37″	(365)	4.13″	(105)	.14″	(3.5)	Black	1000

Dimensions are approximate and subject to technical changes. Use **Part No.** for ordering and **Type** for specification purposes.

* Military black available. Contact HellermannTyton for more information.

ShrinkTrak™ Heat Shrinkable Markers

HellermannTyton's ShrinkTrak™ heat shrinkable markers make it easy to mark wire, cable, and other components. These ladder-style markers are designed with side slits for easier application. All ShrinkTrak™ markers are military specified. They also reduce printer jams with their efficient and high performance design. For seamless labeling, ShrinkTrak™ can be printed using HellermannTyton's TagPrint™ Pro professional label creation software, thermal transfer printers and ribbons to create a permanent and solvent resistant print when shrunk and applied.

Versatile
- Flexible, flame retardant, heat shrinkable polyolefin tubing meets all military specifications
- 3:1 shrink ratio
- Standard colors - yellow, white and black
- Larger packaging options result in less box changes

High Performance Design
- Center slit versions reduce or eliminate hand cutting
- Non-slip, printable liner allows additional marker data to be printed on the reverse side for records and placement instructions
- Utilize HellermannTyton's Durattach ribbon system for the highest print performance on the market

Reduce Printer Jams
- Markers dispense directly into HellermannTyton thermal transfer printers with custom box opening
- Dispense markers faster and easier with waxed core dispenser

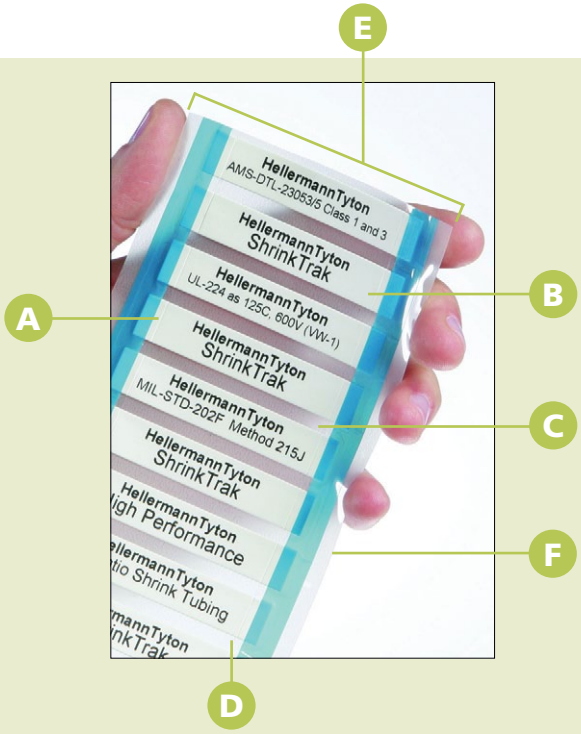

A. Side slit for easy insertion and removal from liner
B. Smooth, flat surface allows for consistent printing
C. Reduced spacing between markers for more efficient use of ribbon material
D. Markers firmly secured on anti-static liner to reduce static build-up in printers
E. Standard width to fit almost all thermal transfer printers
F. Pin-feed system not required

Ease of Use - Step by Step Guide

Step 1
Print with thermal transfer printer

Step 2
Bend liner at side slit

Step 3
Insert wire into marker

Step 4
Pull-up on wire - the marker will pull away from liner

ShrinkTrak Applied!

ShrinkTrak™ Heat Shrinkable Markers *continued*

Material Data	
Material	**Polyolefin, cross-linked (POX)**
Product Thickness	**3 mil total thickness**
Shrink Temperature (nominal)	**+194 °F (+90 °C)**
Operating Temperature	**-67 °F to +275 °F (-55 °C to +135 °C)**
Flame Retardant	**Yes**
Flammability	**UL224 VW1**
Flexibility	**flexible**
Abrasion Resistance	**Good**
Solvent Resistance	**Good**
Standard Colors *For other colors, contact HellermannTyton	**White, Yellow & Black**
UL Rating	**Meets UL-224 as +257 °F (+125 °C), 600V (VW-1)**
Certification	**AMS-DTL-23053/5 Class 1 and 3, SAE-AS81531, MIL-STD-202G Method 215K**

RoHS

Recommended Thermal Transfer Ribbons

TT230SM Printer	**TTM430/TTM460 or other thermal transfer printers**
TTDTHOUTSM	TTDTHOUT
T822OUTSM	TT822OUT
TTHSTOUTSM	TTHSTOUT
TT900OUTSM	TT900OUT

ShrinkTrak Specifications

Diameter Size	**0.125″**	**0.187″**	**0.25″**	**0.375″**	**0.50″**	**0.75″**	**1.0″**
Wire Size Range (AWG/MCM)	18-22 (.044 - 1)	12-18 (.063 - .17)	10-16 (.083 - .230)	8-14 (.122 - .340)	2-10 (.166 - .470)	6-0000 (.25 - .725)	1-400 (.330 - .876)
Inside Diameter as Supplied In. (mm)*	0.118 +/- 0.024 (3.0 +/- 0.6)	0.177 +/- 0.032 (4.5 +/- 0.8)	0.236 +/- 0.040 (6.0 +/- 1.0)	0.354 +/- 0.040 (9.0 +/- 1.0)	0.470 +/- 0.024 (12.0 +/- 1.0)	0.732 +/- 0.040 (18.6 +/- 1.0)	1.024 +/- 0.040 (26.0 +/- 1.0)
Inside Diameter After Recovery In. (mm)	0.043 (1.0)	0.063 (1.6)	0.083 (2.1)	0.122 (3.1)	0.166 (4.2)	0.25 (6.35)	0.33 (8.3)
Wall Thickness After Recovery In. (mm)	0.0209 +/- 0.040 (.53 +/- 0.10)	0.026 +/- 0.004 (.65 +/- 0.10)	0.028 +/- 0.004 (.71 +/- 0.10)	0.031 +/- 0.006 (0.78 +/- 0.15)	0.033 +/- 0.006 (0.83 +/- 0.15)	0.036 +/- 0.006 (0.91 +/- 0.15)	0.039 +/- 0.006 (.99 +/- 1.6)
Overall Width In. (mm)	0.209 +/- 0.040 (5.3 +/- 1.0)	0.303 +/- 0.052 (7.7 +/- 1.3)	0.398 +/- 0.063 (10.1 +/- 1.6)	0.587 +/- 0.063 (14.9 +/- 1.6)	0.776 +/- 0.063 (19.7 +/- 1.6)	1.21 +/- 0.063 (30.8 +/- 1.6)	1.63 +/- 0.063 (41.38 +/- 1.6)
Overall Height In. (mm)	0.020 (0.508)	0.020 (0.508)	0.020 (0.508)	0.022 (0.558)	0.023 (0.582)	0.025 (0.63)	0.03 (0.76)
Dimensional Reference (if the wire or cable diameter is less than or equal to)							

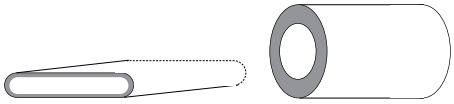

*As supplied **Recovered

* Contact HellermannTyton for custom color options.

** Meets printer performance requirements of SAE-AS81531 using the ribbons listed above in any thermal transfer printer, including HellermannTyton's TT320SM and TT1210

ShrinkTrak Heat Shrinkable Markers *continued*

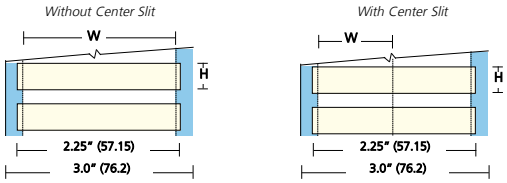

Product Selection

Article No.	Part No.	Type	Cross Ref to Former Part No.	Color	Center Slit	Width (W) In. (mm.)	Height (H) In. (mm.)	Pkg. Qty.
0.125" (3.17mm) - Outside Diameter								
553-50001	**553-50001**	HST3-1BK	THS-610BM	Black	-	1.9" (48.26)	.235" (5.97)	250
553-50002	**553-50002**	HST3-1WH	THS-610W	White	-	1.9" (48.26)	1.90" (48)	250
553-50003	**553-50003**	HST3-1WH	THS-610W10C	White	-	1.9" (48.26)	1.90" (48)	1000
553-50078	**553-50078**	HST3-1WH	THS-610W25C	White	-	1.9" (48.26)	.235" (5.97)	2500
553-50004	**553-50004**	HST3-1WH-S	THS-610WP	White	Single	.95" (24.1)	.235" (5.97)	500
553-50074	**553-50074**	HST3-1WH-S	THS-610WP10C	White	Single	.95" (24.1)	.235" (5.97)	2000
553-50067	**553-50067**	HST3-1WH-S	THS-610WP25C	White	Single	.95" (24.1)	.235" (5.97)	5000
553-50070	**553-50070**	HST3-1WH-2S	THS-610W2P	White	Double	.63" (16.08)	.235" (5.97)	750
553-50075	**553-50075**	HST3-1WH-2S	THS-610W2P10C	White	Double	.63" (16.08)	.235" (5.97)	3000
553-50063	**553-50063**	HST3-1WH-3S	THS-610W3P	White	Triple	.475" (12.07)	.235" (5.97)	1000
553-50088	**553-50088**	HST3-1WH-3S	THS-610W3P10C	White	Triple	.475" (12.07)	.475" (12)	4000
553-50006	**553-50006**	HST3-1YE	THS-610Y10C	Yellow	-	1.9" (48.26)	.235" (5.97)	1000
553-50005	**553-50005**	HST3-1YE	THS-610Y	Yellow	-	1.9" (48.26)	.235" (5.97)	250
553-50007	**553-50007**	HST3-1YE-S	THS-610YP	Yellow	Single	.95" (24.1)	.235" (5.97)	500
553-50076	**553-50076**	HST3-1YE-S	THS-610YP10C	Yellow	Single	.95" (24.1)	.235" (5.97)	2000
553-50071	**553-50071**	HST3-1YE-2S	THS-610Y2P	Yellow	Double	.63" (16.08)	.235" (5.97)	750
553-50077	**553-50077**	HST3-1YE-2S	THS-610Y2P10C	Yellow	Double	.63" (16.08)	.235" (5.97)	3000
0.187" (4.74 mm) - Outside Diameter								
553-50008	**553-50008**	HST4.8-1.6BK	THS-615BM	Black	-	1.9" (48.26)	.312" (7.92)	250
553-50009	**553-50009**	HST4.8-1.6WH	THS-615W	White	-	1.9" (48.26)	.312" (7.92)	250
553-50010	**553-50010**	HST4.8-1.6WH	THS-615W10C	White	-	1.9" (48.26)	.312" (7.92)	1000
553-50177	**553-50177**	HST4.8-1.6WH	THS-615W30C	White	-	1.9" (48.26)	.312" (7.92)	3000
553-50079	**553-50079**	HST4.8-1.6WH	THS-615W50C	White	-	1.9" (48.26)	.312" (7.92)	5000
553-50011	**553-50011**	HST4.8-1.6WH-S	THS-615WP	White	Single	.95" (24.1)	.312" (7.92)	500
553-50080	**553-50080**	HST4.8-1.6WH-S	THS-615WP10C	White	Single	.95" (24.1)	.312" (7.92)	2000
553-50068	**553-50068**	HST4.8-1.6WH-2S	THS-615W2P	White	Double	.633" (16.08)	.312" (7.92)	750
553-50072	**553-50072**	HST4.8-1.6WH-2S	THS-615W2P10C	White	Double	.633" (16.08)	.312" (7.92)	3000
553-50064	**553-50064**	HST4.8-1.6WH-3S	THS-615W3P	White	Triple	.475" (12.07)	.312" (7.92)	1000
553-50081	**553-50081**	HST4.8-1.6WH-3S	THS-615W3P10C	White	Triple	.475" (12.07)	.312" (7.92)	4000
553-50013	**553-50013**	HST4.8-1.6YE	THS-615Y10C	Yellow	-	1.9" (48.26)	.312" (7.92)	1000
553-50012	**553-50012**	HST4.8-1.6YE	THS-615Y	Yellow	-	1.9" (48.26)	.312" (7.92)	250
553-50014	**553-50014**	HST4.8-1.6YE-S	THS-615YP	Yellow	Single	.95" (24.1)	.312" (7.92)	500
553-50069	**553-50069**	HST4.8-1.6YE-2S	THS-615Y2P	Yellow	Double	.633" (16.08)	.312" (7.92)	750
553-50073	**553-50073**	HST4.8-1.6YE-2S	THS-615Y2P10C	Yellow	Double	.633" (16.08)	.312" (7.92)	3000
553-50176	**553-50176**	HST4.8-1.6WH-S	THS-615Y2P10C	White	Double	.633" (16.08)	.312" (7.92)	3000
0.25" (6.35mm) - Outside Diameter								
553-50015	**553-50015**	HST6-2BK	THS-620BM	Black	-	1.9" (48.26)	.420" (10.67)	250
553-50016	**553-50016**	HST6-2WH	THS-620W	White	-	1.9" (48.26)	.420" (10.67)	250
553-50017	**553-50017**	HST6-2WH	THS-620W10C	White	-	1.9" (48.26)	.420" (10.67)	1000
553-50018	**553-50018**	HST6-2WH	THS-620W50C	White	-	1.9" (48.26)	.420" (10.67)	5000
553-50019	**553-50019**	HST6-2WHC	THS-620WP	White	Single	.95" (24.1)	.420" (10.67)	500
553-50020	**553-50020**	HST6-2YE-S	THS-620YP10C	Yellow	-	1.9" (48.26)	.420" (10.67)	2000
553-50021	**553-50021**	HTS6-2YE-2S	THS-620Y2P	Yellow	-	1.9" (48.26)	.420" (10.67)	1000
553-50022	**553-50022**	HST6-2YE-S	THS-620Y3P	Yellow	Single	.95" (24.1)	.420" (10.67)	1000

Dimensions are approximate and subject to technical changes. Use **Part No.** for ordering and **Type** for specification purposes.

ShrinkTrak Heat Shrinkable Markers *continued*

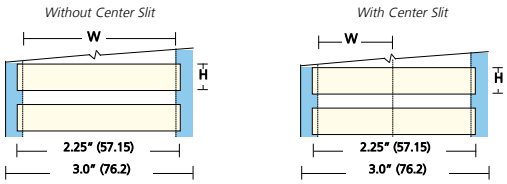

Product Selection

Article No.	Part No.	Type	Cross Ref to Former Part No.	Color	Center Slit	Width (W) In. (mm.)	Height (H) In. (mm.)	Pkg. Qty.
0.25" (6.35mm) - Outside Diameter (continued)								
553-50082	**553-50082**	HST6-2WH-2S	THS-620W2P	White	Double	.633" (16.08)	.420" (10.67)	750
553-50083	**553-50083**	HST6-2YE-2S	THS-620Y2P	Yellow	Double	.633" (16.08)	.420" (10.67)	750
553-50084	**553-50084**	HST6-2WH-S	THS-620WP10C	White	Single	.95" (24.1)	.420" (10.67)	2000
553-50085	**553-50085**	HST6-2YE-S	THS-620YP10C	Yellow	Single	.95" (24.1)	.420" (10.67)	2000
553-50089	**553-50089**	HST6-2WH-3S	THS-620W3P10C	White	Triple	.475" (12.07)	.420" (10.67)	4000
0.375" (9.52 mm) - Outside Diameter								
553-50023	**553-50023**	HST9-3BK	THS-625BM	Black	-	1.9" (48.26)	.597" (15.16)	250
553-50024	**553-50024**	HST9-3WH	THS-625W	White	-	1.9" (48.26)	.597" (15.16)	250
553-50025	**553-50025**	HST9-3WH-S	THS-625WP	White	Single	.95" (24.1)	.597" (15.16)	500
553-50066	**553-50066**	HST9-3WH-3S	THS-625W3P	White	Triple	.475" (12.07)	.597" (15.16)	1000
553-50026	**553-50026**	HST9-3YE	THS-625Y	Yellow	-	1.9" (48.26)	.597" (15.16)	250
553-50027	**553-50027**	HST9-3YE-S	THS-625YP	Yellow	Single	.95" (24.1)	.597" (15.16)	500
553-50192	**553-50192**	HST9-3WH	THS-625W10C	White	-	1.9" (48.26)	.597" (15.16)	1000
0.50" (12.7 mm) - Outside Diameter								
553-50028	**553-50028**	HST12-4BK	THS-630BM	Black	-	1.9" (48.26)	.77" (19.55)	250
553-50029	**553-50029**	HST12-4WH	THS-630W	White	-	1.9" (48.26)	.77" (19.55)	250
553-50030	**553-50030**	HST12-4WH-S	THS-630WP	White	Single	.95" (24.1)	.77" (19.55)	500
553-50086	**553-50086**	HST12-4WH-3S	THS-630W3P	White	Triple	.475" (12.07)	.77" (19.55)	1000
553-50031	**553-50031**	HST12-4YE	THS-630Y	Yellow	-	1.9" (48.26)	.77" (19.55)	250
553-50032	**553-50032**	HST12-4YE-S	THS-630YP	Yellow	Single	.95" (24.1)	.77" (19.55)	500
553-50087	**553-50087**	HST12-4YE-3S	THS-630Y3P	Yellow	Triple	.475" (12.07)	.77" (19.55)	1000
553-50231	**553-50231**	HST12-4WH	THS-630W10C	White	-	1.9" (48.26)	.77" (19.55)	1000
553-50232	**553-50232**	HST12-4WH-S	THS-630WP10C	White	Single	.95" (24.1)	.77" (19.55)	2000
0.75" (19.05 mm) - Outside Diameter								
553-50033	**553-50033**	HST18-6BK	THS-635BM	Black	-	1.9" (48.26)	1.2" (30.48)	250
553-50034	**553-50034**	HST18-6WH	THS-635W	White	-	1.9" (48.26)	1.2" (30.48)	250
553-50035	**553-50035**	HST18-6WH-S	THS-635WP	White	Single	.95" (24.1)	1.2" (30.48)	500
553-50036	**553-50036**	HST18-6YE	THS-635Y	Yellow	-	1.9" (48.26)	1.2" (30.48)	250
553-50037	**553-50037**	HST18-6YE-S	THS-635YP	Yellow	Single	.95" (24.1)	1.2" (30.48)	500
553-50233	**553-50233**	HST18-6WH	THS-635W10C	White	-	1.9" (48.26)	1.2" (30.48)	1000
553-50234	**553-50234**	HST18-6WH-S	THS-635WP10C	White	Single	.95" (24.1)	1.2" (30.48)	2000
1.0" (25.4mm) - Outside Diameter								
553-50038	**553-50038**	HST24-8BK	THS-640BM	Black	-	1.9" (48.26)	1.69" (42.93)	250
553-50039	**553-50039**	HST24-8WH	THS-640W	White	-	1.9" (48.26)	1.69" (42.93)	250
553-50040	**553-50040**	HST24-8WH-S	THS-640WP	White	Single	.95" (24.1)	1.69" (42.93)	500
553-50041	**553-50041**	HST24-8YE	THS-640Y	Yellow	-	1.9" (48.26)	1.69" (42.93)	250
553-50042	**553-50042**	HST24-8YE-S	THS-640YP	Yellow	Single	.95" (24.1)	1.69" (42.93)	500
1.5" (38.1mm) - Outside Diameter								
553-50226	**553-50226**	HFST39-13WH-S	THS-645WP	White	Single	.95" (24.13)	2.26" (57.40)	300
553-50209	**553-50209**	HST39-13WH	THS-645W	White	-	1.9" (48.26)	2.26" (57.40)	150
553-50225	**553-50225**	HFST39-13YE	THS-645Y	Yellow	-	1.9" (48.26)	2.26" (57.40)	150
553-50227	**553-50227**	HFST39-13YE-S	THS-645YP	Yellow	Single	.95" (24.13)	2.26" (57.40)	300

Dimensions are approximate and subject to technical changes. Use **Part No.** for ordering and **Type** for specification purposes.

Thermal Transfer Self-Laminating Labels

HellermannTyton's self-laminating labels are used for marking wire and cable. The clear overlap protects printed information.

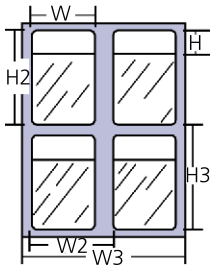

Product Selection

Article No.	Part No.	Type	Drawing Reference (page 171)	Width (W) In. (mm)	Height of Printable Area (H) In. (mm)	Height of Label (H2) In. (mm)	Vertical Repeat (H3) In. (mm)	Horizontal Repeat (W2) In. (mm)	Width of Liner (W3) In. (mm)	Labels per Row	Pkg. Qty.
100B Material											
596-00009	**TAG26T6-100B**	TAG26T6	A	.5″ (12.7)	.375″ (9.52)	.75″ (19.05)	1.0″ (25.4)	.5″ (12.7)	3.35″ (85.09)	6	10000
596-00010	**TAG2T5-100B**	TAG2T5	B	.5″ (12.7)	.5″ (12.7)	1.43″ (36.5)	1.62″ (41.28)	.66″ (16.81)	3.35″ (85.09)	5	10000
596-00014	**TAG51T3-100B**	TAG51T3	C	1.0″ (25.4)	.35″ (8.8)	.75″ (19.05)	.937″ (23.7)	1.075″ (27.3)	3.35″ (85.09)	3	10000
596-00006	**TAG22T2-100B**	TAG22T2	D	1.0″ (25.4)	.5″ (12.7)	1.43″ (36.5)	1.62″ (41.28)	1.075″ (27.3)	2.25″ (57.1)	2	5000
596-00007	**TAG22T3-100B**	TAG22T3	E	1.0″ (25.4)	.5″ (12.7)	1.43″ (36.5)	1.62″ (41.28)	1.075″ (27.3)	3.35″ (85.09)	3	5000
596-00027	**TAG9T3-100B**	TAG9T3	F	1.0″ (25.4)	.75″ (19.05)	2.25″ (57.1)	2.5″ (63.5)	1.0″ (25.4)	3.35″ (85.09)	3	5000
596-00013	**TAG3T3-100B**	TAG3T3	G	1.0″ (25.4)	1.0″ (25.4)	3.75″ (95.25)	4.0″ (101.6)	1.075″ (27.3)	3.35″ (85.09)	3	3000
596-00011	**TAG38T4-100B***	TAG38T4	H	1.0″ (25.4)	1.5″ (38.1)	7.347″ (188.89)	7.75″ (196.80)	1.0″ (25.4)	4.10″ (104.14)	4	1000
596-00045	**TAG53T2-100B**	TAG53T2	I	1.5″ (38.1)	.7″ (17.78)	1.437″ (36.49)	1.62″ (41.28)	1.5″ (38.1)	3.35″ (89.05)	2	2500
596-00005	**TAG1T1-100B**	TAG1T1	J	1.9″ (19.05)	.75″ (19.05)	3.12″ (79.2)	3.42″ (86.8)	1.9″ (48.2)	3.875″ (98.42)	2	2500
596-00008	**TAG24T1-100B**	TAG24T1	K	2.0″ (50.8)	.5″ (12.7)	1.437″ (36.49)	1.68″ (42.6)	2.0″ (50.8)	2.2″ (55.9)	1	1000
596-00002	**TAG10T2-100B**	TAG10T2	L	2.0″ (50.8)	.75″ (19.05)	2.25″ (57.1)	2.5″ (63.5)	2.0″ (50.8)	3.875″ (98.42)	2	2500
596-00021	**TAG7T1-100B***	TAG7T1	M	2.0″ (50.8)	1.5″ (38.1)	7.347″ (188.89)	7.75″ (196.80)	2.0″ (50.8)	4.10″ (104.14)	2	1000
596-00016	**TAG6T1-100B**	TAG6T1	N	2.0″ (50.8)	1.5″ (38.1)	3.75″ (95.25)	4.0″ (101.6)	2.0″ (50.8)	2.20″ (68.58)	1	1000

Dimensions are approximate and subject to technical changes. Use **Part No.** for ordering and **Type** for specification purposes.

Thermal Transfer Self-Laminating Labels *continued*

(Not shown to scale)

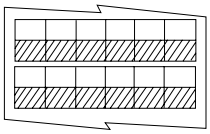

TAG26T6-100B
A

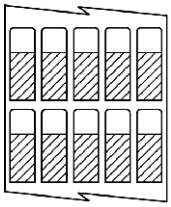

TAG2T5-100B
B

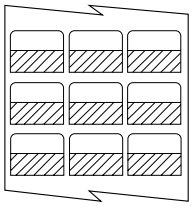

TAG51T3-100B
C

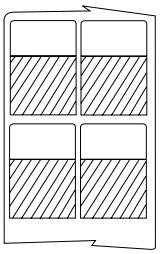

TAG22T2-100B
D

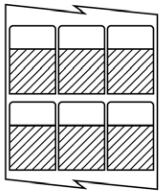

TAG22T3-100B
E

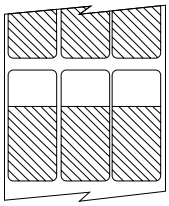

TAG9T3-100B
F

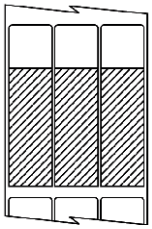

TAG3T3-100B
G

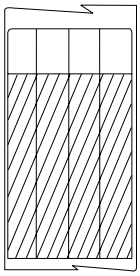

TAG38T4-100B
H

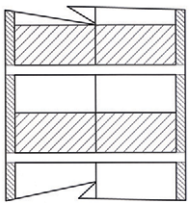

TAG53T2-100B
I

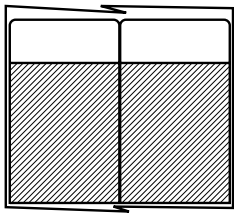

TAG1T1-100B
J

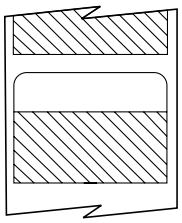

TAG24T1-100B
K

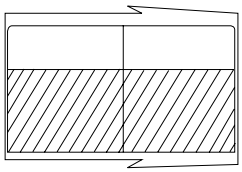

TAG10T2-100B
L



TAG7T1-100B
M



TAG6T1-100B
N

Thermal Transfer Labels

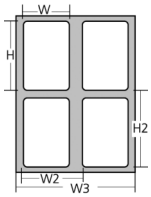

HellermannTyton thermal transfer labels provide the best printing quality. These labels are particularly suitable for permanent marking on the flat surfaces of production machines and equipment. The technology used in the printing of thermal transfer labels produces the most accurate barcodes of all existing printing technologies. The large selection of labels makes it easy to find the correct label for almost any application. Thermal transfer labels are designed for high heat and are resistant to chemicals as well as petroleum based oils and solvents.

Product Selection

Article No.	Part No.	Type	Drawing Reference pages (168-169)	Width (W) In.	Width (W) (mm.)	Height (H) In.	Height (H) (mm.)	Vertical Repeat (H2) In.	Vertical Repeat (H2) (mm.)	Horitzontal Repeat (W2) In.	Horitzontal Repeat (W2) (mm.)	Width of Liner (W3) In.	Width of Liner (W3) (mm.)	Labels per Row	Pkg. Qty.
250 Material															
598-00277	**TYHCT-250**	TYHC	A	.250″	(6.35)	1.50″	(38.10)	1.625	41.27	.250″	6.35	4.120″	104.70	16	5000
596-21250	**TAG21T6-250**	TAG21T6	B	.5″	(12.7)	.75″	(19.05)	.875″	22.22	.5″	12.7	3.25″	82.55	6	10000
596-11250	**TAG11T4-250**	TAG11T4	C	.65″	(16.5)	.2″	(5.08)	.3″	7.62	.65″	16.5	2.6″	66.04	4	5000
596-28250	**TAG28T4-250**	TAG28T4	D	.80″	(20.3)	1.43″	(36.3)	1.62″	41.1	.80″	20.3	3.45″	87.6	4	5000
596-15250	**TAG15T3-250**	TAG15T3	E	1.0″	(25.4)	.5″	(12.7)	.6″	15.24	1.0″	25.4	3.35″	85.09	3	10000
596-00044	**TAG35T2-250**	TAG35T2	F	2.0″	(50.8)	.375″	(9.53)	.50″	12.7	2.0″	50.8	4.1″	104.14	2	10000
336 Material															
596-00026	**TAG96T1-336**	TAG96T1	G	1.875″	(47.6)	.25″	(6.35)	.375″	9.35	1.875″	47.6	2.0″	50.8	1	5000
596-00041	**TAG69T1-336**	TAG69T1	H	2.0″	(50.8)	.275″	(6.98)	.5″	12.7	2.0″	50.8	2.125″	53.97	1	10000
596-00040	**TAG68T1-336**	TAG68T1	J	3.8″	(96.5)	.275″	(6.98)	.5″	12.7	3.8″	96.5	4.0″	101.6	1	10000
795 Material															
596-15795	**TAG15T3-795**	TAG15T3	E	1.0″	(25.4)	.5″	(12.7)	.6″	15.24	1.0″	25.4	3.35″	85.09	3	10000
596-27795	**TAG27T1-795**	TAG27T1	J	1.5″	(38.11)	.75″	(19.05)	.875″	22.2	1.5″	38.11	2.20″	55.88	1	3000
596-75795	**TAG75T1-795**	TAG75T1	K	2.0″	(50.8)	.625″	(15.87)	.75″	19.05	2.0″	50.8	2.12″	53.8	1	2000
596-73795	**TAG73T1-795**	TAG73T1	AA	2.0″	(50.8)	1.0″	(25.4)	1.125″	28.57	1.0″	25.4	2.20″	55.83	1	3000
596-76795	**TAG76T1-795**	TAG76T1	L	2.5″	(63.5)	2.0″	(50.8)	2.12″	53.8	2.5″	63.5	2.62″	66.5	1	1000
596-72795	**TAG72T1-795**	TAG72T1	M	2.75″	(69.85)	1.25″	(31.75)	1.375″	34.93	2.75″	69.85	2.95″	74.95	1	5000
596-78795	**TAG78T1-795**	TAG78T1	N	3.0″	(76.2)	4.0″	(101.6)	4.12″	104.7	3.0″	76.2	3.12″	79.2	1	500
596-80795	**TAG80T1-795**	TAG80T1	O	3.0″	(76.2)	5.0″	(127)	3.0″	76.2	3.0″	76.2	3.125″	79.37	1	500
596-79795	**TAG79T1-795**	TAG79T1	P	4.0″	(101.6)	2.0″	(50.8)	2.12″	53.97	4.0″	101.6	4.25″	107.9	1	500

Dimensions are approximate and subject to technical changes. Use **Part No.** for ordering and **Type** for specification purposes.

** TAG17T2-822 not recommended for TT10SM, TT210SM, TT230SM, TT300SM, TT310SM, and TT330SM printers. Use TAG82T2 instead.*

Thermal Transfer Labels *continued*

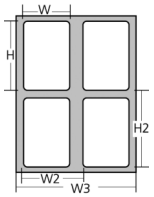

Product Selection

Article No.	Part No.	Type	Drawing Reference (pages 168-169)	Width (W) In.	Width (W) (mm.)	Height (H) In.	Height (H) (mm.)	Vertical Repeat (H2) In.	Vertical Repeat (H2) (mm.)	Horitzontal Repeat (W2) In.	Horitzontal Repeat (W2) (mm.)	Width of Liner (W3) In.	Width of Liner (W3) (mm.)	Labels per Row	Pkg. Qty.
822 Material															
596-27822	**TAG27T1-822**	TAG27T1	J	1.5″	(38.11)	.75″	(19.05)	.875″	22.2	1.5″	38.11	2.20″	55.88	1	3000
596-00019	**TAG75T1-822**	TAG75T1	K	2.0″	(50.8)	.625″	(15.87)	.75″	19.05	2.0″	50.8	2.12″	53.8	1	2000
596-70822	**TAG70T12-822**	TAG70T12	Q	.25″	(6.35)	.25″	(6.35)	.5″	12.7	.25″	6.35	3.2″	81.2	12	10000
596-00028	**TAGPP1T6-822**	TAGPP1T6	R	.625″	(15.87)	.333″	(8.45)	.75″	19.05	.625″	15.87	3.8″	96.52	6	1000
596-00082	**TAGPP1T6-82210M**	TAGPP1T6	R	.625″	(15.87)	.333″	(8.45)	.75″	19.05	.625″	15.87	3.8″	96.52	6	10000
596-11822	**TAG11T4-822**	TAG11T4	C	.65″	(16.5)	.2″	(5.08)	.3″	7.62	.65″	16.5	2.6″	66.04	4	5000
596-00046	**TAGPP2T6-822**	TAGPP2T6	T	.66″	(16.7)	.33″	(8.38)	.75″	19.05	.66″	16.7	4.125″	104.7	6	1000
596-00083	**TAGPP3T4-822**	TAGPP3T4	U	.688″	(17.4)	.25″	(6.35)	.375″	9.52	.688″	17.4	2.9″	73.66	4	1000
596-13822	**TAG13T4-822**	TAG13T4	V	.75″	(19.05)	.25″	(6.35)	.35″	8.89	.75″	19.05	3.35″	85.09	4	10000
596-15822	**TAG15T3-822**	TAG15T3	E	1.0″	(25.4)	.5″	(12.7)	.6″	15.24	1.0″	25.4	3.35″	85.09	3	1000
596-84822	**TAG84T3-822**	TAG84T3	S	1.25″	(31.75)	.375″	(9.53)	.50″	12.7	1.25″	31.75	4.0″	101.6	3	10000
596-00023	**TAG83T1-822**	TAG83T1	W	4.0″	(101.6)	.312″	(7.52)	.438″	11.13	4.0″	101.6	4.1″	104.14	1	5000
596-00022	**TAG81T8-822**	TAG81T8	X	.325″	(8.25)	.20″	(5.08)	.30″	7.62	.325″	8.25	2.6″	66.04	8	5000
596-16822	**TAG16T3-822**	TAG16T3	Y	.9″	(22.86)	.25″	(6.35)	.35″	8.89	.9″	22.86	3.35″	85.09	3	10000
596-17822	**TAG17T2-822**	TAG17T2	Z	1.5″	(38.11)	.25″	(6.35)	.35″	8.89	1.65″	41.98	3.35″	85.09	2	10000
596-73822	**TAG73T1-822**	TAG73T1	AA	2.0″	(50.8)	1.0″	(25.4)	1.125″	28.57	1.0″	25.4	2.20″	55.83	1	3000
596-42822	**TAG72T1-822**	TAG72T1	M	2.75″	(69.85)	1.25″	(31.75)	1.375″	34.93	2.75″	69.85	2.95″	74.95	1	3000
596-71822	**TAG71T5-822**	TAG71T5	BB	.5″	(12.7)	.43″	(11.1)	.662″	16.81	.43″	11.1	3.35″	85.09	5	10000
596-82822	**TAG82T2-822**	TAG82T2	CC	1.5″	(38.1)	.25″	(6.35)	.30″	7.62	1.5″	38.1	3.20″	81.28	2	10000
822C Material*															
596-00029	**TAGPP1T6-822C**	TAGPP1T6	R	.625″	(15.87)	.333″	(8.45)	.75″	19.05	.625″	15.87	3.8″	96.52	6	1000
596-00030	**TAGPP1T6-822C10M**	TAGPP1T6	R	.625″	(15.87)	.333″	(8.45)	.75″	19.05	.625″	15.87	3.8″	96.52	6	10000
596-00003	**TAG11T4-822C**	TAG11T4	C	.65″	(16.5)	.2″	(5.08)	.3″	7.62	.65″	16.5	2.6″	66.04	4	5000
596-00047	**TAGPP2T6-822C**	TAGPP2T6	T	.66″	(16.7)	.33″	(8.38)	.75″	19.05	.66″	16.7	4.125″	104.7	6	1000
596-00084	**TAGPP3T4-822C**	TAGPP3T4	U	.688″	(17.4)	.25″	(6.35)	.375″	9.52	.688″	17.4	2.9″	73.66	4	1000
596-00001	**TAG15T3-822C10M**	TAG15T3	E	1.0″	(25.4)	.5″	(12.7)	.6″	15.24	1.0″	25.4	3.35″	85.09	3	10000
596-00043	**TAG27T1-822C**	TAG27T1	J	1.5″	(38.11)	.75″	(19.05)	.875″	22.2	1.5″	38.11	2.20″	55.88	1	3000
DTH Material***															
596-00033	**TAG13T4-DTH**	TAG13T4	V	.75″	(19.05)	.25″	(6.35)	.35″	8.89	.75″	19.05	3.35″	85.09	4	10000
596-00034	**TAG16T3-DTH**	TAG16T3	Y	.9″	(22.86)	.25″	(6.35)	.35″	8.89	.9″	22.86	3.35″	85.09	3	10000
596-00035	**TAG15T3-DTH**	TAG15T3	E	1.0″	(25.4)	.5″	(12.7)	.6″	15.24	1.0″	25.4	3.35″	85.09	3	10000
596-00036	**TAG27T2-DTH**	TAG27T2	J	1.5″	(38.11)	.75″	(19.05)	.875″	22.2	1.5″	38.11	2.20″	55.83	2	10000
596-00037	**TAG99T1-DTH**	TAG99T1	DD	2.0″	(50.8)	.25″	(6.35)	.375″	9.52	2.0″	50.8	2.2″	55.8	1	2500
596-00038	**TAG73T1-DTH**	TAG73T1	AA	2.0″	(50.8)	1.0″	(25.4)	1.125″	28.57	1.0″	25.4	2.20″	55.83	1	3000
596-00039	**TAG33T1-DTH**	TAG33T1	EE	3.0″	(76.2)	2.0″	(50.8)	2.125″	53.97	2.0″	50.8	3.1″	78.74	1	1000
PAP - Non-Adhesive Cardstock															
596-00017	**TAG74T2-PAP**	TAG74T2	FF	1.75″	(44.45)	.375″	(9.53)	.562″	14.2	1.75″	44.45	3.5″	88.9	2	1000
596-00025	**TAG82T2-PAP**	TAG82T2	GG	2.0″	(50.8)	.396″	(10.05)	.562″	14.2	2.0″	50.8	4.05″	102.0	2	1000
596-00024	**TAG85T1-PAP**	TAG85T1	HH	3.0″	(76.2)	.50″	(12.7)	.60″	15.24	3.0″	76.2	3.2″	8.28	1	5000

Dimensions are approximate and subject to technical changes. Use **Part No.** for ordering and **Type** for specification purposes.

** Clear* *** Not recommended for TT1210 printer* **** For use with DTH ribbons only!*

Thermal Transfer Labels continued

(Not shown to scale)

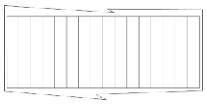

TYHCT-250
A

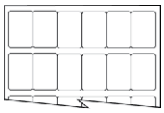

TAG21T6-250
B



TAG11T4-250,
TAG11T4-822,
TAG11T4-822C
C

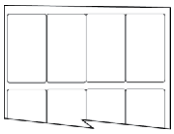

TAG28T4-250
D

TAG15T3-DTH,
TAG15T3-795,
TAG15T3-822,
TAG15T3-822C10M
TAG15T3-250
E

TAG35T2-250
F



TAG96T1-336
G



TAG69T1-336
H



TAG68T1-336
I

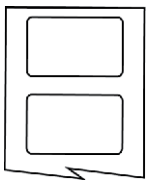

TAG27T1-822,
TAG27T1-795,
TAG27T1-822C,
TAG27T2-DTH
J

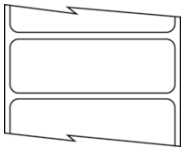

TAG751-822
TAG75T1-795
K

TAG76T1-795
L



TAG72T1-795,
TAG72T1-822
M



TAG78T1-795
N



TAG80T1-795
O

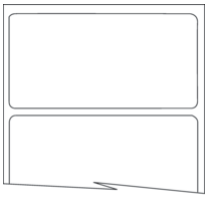

TAG79T1-795
P

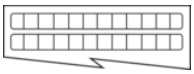

TAG70T12-822
Q

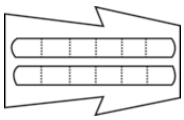

TAGPP1T6-822,
TAGPP1T6-822C,
TAGPP1T6-82210M,
TAGPP1T6-822C10M
R

TAG84T3-822
S

Thermal Transfer Labels continued

(Not shown to scale)

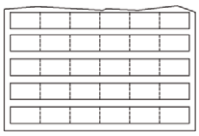

TAGPP2T6-822,
TAGPP2T6-822C
T



TAGPP3T4-822,
TAGPP3T4-822C
U

TAG13T4-822,
TAG13T4-900,
TAG13T4-DTH
V



TAG83T1-822
W

TAG81T8-822
X

TAG16T3-DTH,
TAG16T3-822,
Y

TAG17T2-822
Z



TAG73T1-822,
TAG73T1-DTH,
TAG73T1-795
AA

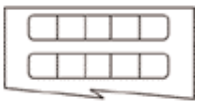

TAG71T5-822
BB

TAG82T2-822
CC

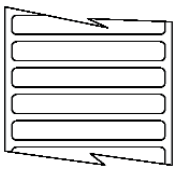

TAG99T1-DTH
DD



TAG33T1-DTH
EE

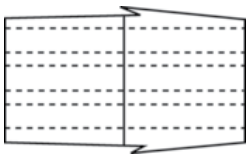

TAG74T2-PAP
FF

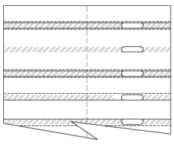

TAG82T2-PAP
GG

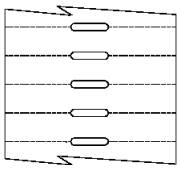

TAG85T1-PAP
HH

Spiralwrap

Spiralwrap protective sheathing allows flexible routing and lead-out of cables. The inner edges are beveled to prevent damage to cables. U.L. Recognized Spiralwrap is reusable and resistant to most chemicals. Natural and black are standard colors (see material descriptions). Colors may be available dependent upon volume requirements. Contact HellermannTyton for more information.

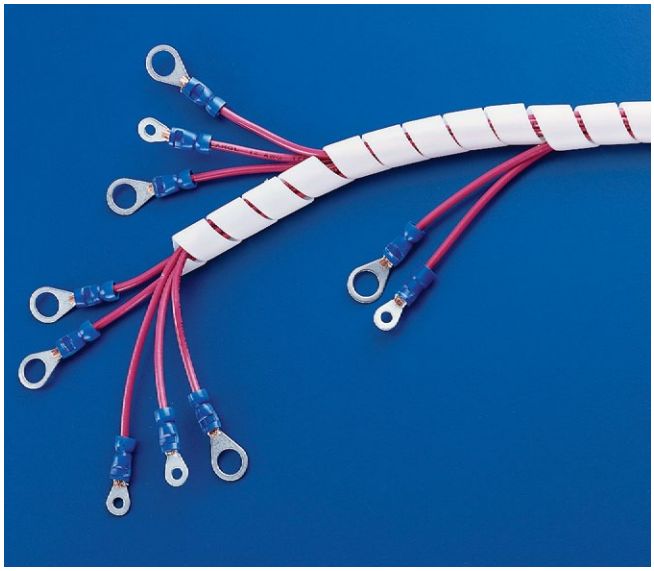

Application

Control Cabinet Doors: Protects cable from friction when one end of the cable is fastened within the panel and the other is fastened to the panel door. Allows flexibility and prevents wire chafing when door is opened and closed.

Robotics: Protects hoses and wires during movement.

Pneumatic Hoses: Protects hoses from abrasion while on semi-trucks and other vehicles.

Spark Plug Wires: Lengthens the life of spark plug wires by reducing abrasion to wire insulation.

Installation

Spiralwrap can be installed in two basic ways:

In a gapped installation, Spiralwrap is wrapped with space between the sheathing. This accommodates wire breakouts and also keeps the wire bundle flexible.

In a butted installation, Spiralwrap is wrapped so the sheathing completely insulates the wire bundle. This provides superior abrasion resistance and additional rigidity.

Polyethylene (PE)	**Size**					
Color	1/8″	1/4″	3/8″	1/2″	3/4″	1″
Brown (1)	X	X		X		
Red (2)	X		X	X	X	X
Orange (3)	X		X			
Yellow (4)	X	X	X	X	X	X
Green (5)	X	X	X			
Blue (6)	X	X	X	X	X	X
Purple (7)	X		X			
Gray (8)						
White (10)	X	X	X	X	X	X
Pink (15)			X			
DG Orange (DG3)	X	X	X	X	X	X
DG Yellow (DG4)			X			
DG Green (DG5)						
Glow in the Dark (DG9)			X			
DG Pink (DG15)		X	X			

All size/color combinations denoted with an "X" in the table above are available upon request. Contact HellermannTyton for pricing, part numbers, minimum order quantities and lead times. Additional size/color combinations may be available upon request. Contact your local HellermannTyton representative for pricing and minimums.

Spiralwrap *(continued)*

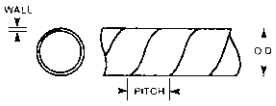

File # E147924

Product Selection

Article No.	Part No.	Type	Ø D in. (mm)	Wall Thickness in. (mm)	Pitch in. (mm)	Min. Ø Bundle in. (mm)	Max. Ø Bundle in. (mm)	Color	Pkg. Qty.
Natural Polyethylene (PE)									
161-05013	**1NFP9C**	1NFP	.125″ (3.18)	.032″ (.81)	.187″ (4.75)	.0625″ (1.60)	.50″ (12.7)	Natural	100
161-05043	**2NFP9C**	2NFP	.250″ (6.35)	.045″ (1.14)	.375″ (9.53)	.1875″ (4.75)	2″ (50.8)	Natural	100
161-05027	**2.5NFP9C**	2.5NFP	.375″ (9.53)	.052″ (1.32)	.438″ (11.13)	.3125″ (7.92)	3″ (76.2)	Natural	100
161-05055	**3NFP9C**	3NFP	.5″ (12.7)	.062″ (1.57)	.563″ (14.3)	.375″ (9.52)	4″ (102)	Natural	100
161-05075	**4NFP9C**	4NFP	.750″ (19.05)	.065″ (1.65)	.750″ (19.05)	.750″ (19.10)	5″ (127)	Natural	100
161-05080	**5NFP9C**	5NFP	1″ (25.4)	.095″ (2.41)	1″ (25.4)	1″ (25.4)	7″ (178)	Natural	100
Black Polyethylene (PE)									
161-05004	**1NFP0C**	1NFP	.125″ (3.18)	.032″ (.81)	.187″ (4.75)	.0625″ (1.60)	.50″ (12.7)	Black	100
161-05036	**2NFP0C**	2NFP	.250″ (6.35)	.045″ (1.14)	.375″ (9.53)	.1875″ (4.75)	2″ (50.8)	Black	100
161-05024	**2.5NFP0C**	2.5NFP	.375″ (9.53)	.052″ (1.32)	.438″ (11.13)	.3125″ (7.92)	3″ (76.2)	Black	100
161-05052	**3NFP0C**	3NFP	.5″ (12.7)	.062″ (1.57)	.5″ (12.7)	.375″ (9.52)	4″ (102)	Black	100
161-05074	**4NFP0C**	4NFP	.750″ (19.05)	.065″ (1.65)	.750″ (19.05)	.750″ (19.10)	5″ (127)	Black	100
161-05079	**5NFP0C**	5NFP	1″ (25.4)	.095″ (2.41)	1″ (25.4)	1″ (25.4)	7″ (178)	Black	100
Natural Polyethylene (PE), flame-retardant									
161-05001	**1FRP9C**	1FRP	.125″ (3.18)	.032″ (.81)	.187″ (4.75)	.0625″ (1.60)	.50″ (12.7)	Natural	100
161-05030	**2FRP9C**	2FRP	.250″ (6.35)	.045″ (1.14)	.375″ (9.53)	.1875″ (4.75)	2″ (50.8)	Natural	100
161-05017	**2.5FRP9C**	2.5FRP	.375″ (9.53)	.052″ (1.32)	.438″ (11.13)	.3125″ (7.92)	3″ (76.2)	Natural	100
161-05049	**3FRP9C**	3FRP	.5″ (12.7)	.062″ (1.57)	.563″ (14.3)	.375″ (9.52)	4″ (102)	Natural	100
161-05058	**4FRP9C**	4FRP	.750″ (19.05)	.065″ (1.65)	.750″ (19.05)	.750″ (19.10)	5″ (127)	Natural	100
161-05077	**5FRP9C**	5FRP	1″ (25.4)	.095″ (2.41)	1″ (25.4)	1″ (25.4)	7″ (178)	Natural	100
Black Polyethylene (PE), flame-retardant									
161-05000	**1FRP0C**	1FRP	.125″ (3.18)	.032″ (.81)	.187″ (4.75)	.0625″ (1.60)	.50″ (12.7)	Black	100
161-05029	**2FRP0C**	2FRP	.250″ (6.35)	.045″ (1.14)	.375″ (9.53)	.1875″ (4.75)	2″ (50.8)	Black	100
161-05016	**2.5FRP0C**	2.5FRP	.375″ (9.53)	.052″ (1.32)	.438″ (11.13)	.3125″ (7.92)	3″ (76.2)	Black	100
161-05048	**3FRP0C**	3FRP	.5″ (12.7)	.062″ (1.57)	.563″ (14.3)	.375″ (9.52)	4″ (102)	Black	100
161-05057	**4FRP0C**	4FRP	.750″ (19.05)	.065″ (1.65)	.750″ (19.05)	.750″ (19.10)	5″ (127)	Black	100
161-05084	**5FRP0C**	5FRP	1″ (25.4)	.095″ (2.41)	1″ (25.4)	1″ (25.4)	7″ (178)	Black	100
Natural Polyamide 6 (PA6)									
161-05003	**1N9C**	1N	.125″ (3.18)	.015″ (.38)	.187″ (4.75)	.0625″ (1.60)	.50″ (12.7)	Natural	100
161-05034	**2N9C**	2N	.250″ (6.35)	.0250″ (.64)	.375″ (9.53)	.1875″ (4.75)	2″ (50.8)	Natural	100
161-05019	**2.5N9C**	2.5N	.375″ (9.53)	.035″ (.89)	.438″ (11.13)	.3125″ (7.92)	3″ (76.2)	Natural	100
161-05051	**3N9C**	3N	.5″ (12.7)	.035″ (.89)	.500″ (12.7)	.375″ (9.52)	4″ (102)	Natural	100
161-05072	**4N9C**	4N	.750″ (19.05)	.032″ (.81)	.750″ (19.05)	.5″ (12.7)	5″ (127)	Natural	100
161-05085	**5N9C**	5N	1″ (25.4)	.032″ (.81)	1″ (25.4)	1″ (25.4)	7″ (178)	Natural	100
Black Polyamide 6 (PA6)									
161-05002	**1N0C**	1N	.125″ (3.18)	.015″ (.38)	.187″ (4.75)	.0625″ (1.60)	.50″ (12.7)	Black	100
161-05032	**2N0C**	2N	.250″ (6.35)	.025″ (.64)	.375″ (9.53)	.1875″ (4.75)	2″ (50.8)	Black	100
161-05018	**2.5N0C**	2.5N	.375″ (9.53)	.035″ (.89)	.438″ (11.13)	.3125″ (7.92)	3″ (76.2)	Black	100
161-05050	**3N0C**	3N	.5″ (12.7)	.035″ (.89)	.50″ (12.7)	.375″ (9.52)	4″ (102)	Black	100
161-05071	**4N0C**	4N	.750″ (19.05)	.032″ (.81)	.750″ (19.05)	.50″ (12.7)	5″ (127)	Black	100
161-05078	**5N0C**	5N	1″ (25.4)	.032″ (.81)	1″ (25.4)	1″ (25.4)	7″ (178)	Black	100
Natural Polytetrafluoroethylene -Teflon (PTFE)									
161-05015	**1P9C**	1P	.125″ (3.18)	.020″ (.76)	.187″ (4.75)	.0625″ (1.60)	.50″ (12.7)	Natural	100
161-05047	**2P9C**	2P	.250″ (6.35)	.030″ (.76)	.375″ (9.53)	.1875″ (4.75)	2″ (50.8)	Natural	100
161-05028	**2.5P9C**	2.5P	.375″ (9.53)	.030″ (76)	.438″ (11.13)	.3125″ (7.92)	2.5″ (63.5)	Natural	100
161-05056	**3P9C**	3P	.5″ (12.7)	.030″ (.76)	.5″ (12.7)	.375″ (9.52)	3″ (76.2)	Natural	100
161-05076	**4P9C**	4P	.750″ (19.05)	.032″ (.81)	.750″ (19.05)	.5″ (12.7)	4″ (102)	Natural	100
161-05081	**5P9C**	5P	1″ (25.4)	.040 (1.02)	1″ (25.4)	.750″ (19.10)	5 ″ (127)	Natural	100

Teflon is a registered trademark of the DuPont Corporation. Dimensions are approximate and subject to technical changes. Use **Part No.** for ordering and **Type** for specification purposes.

Spiralwrap *(continued)*

Material Data

Material	Operating Temperature	Abrasion Resistance	Specific Gravity D792-66	Effect of Solvents	Effect of Acids	Effect of Alkalies	Water Absorption	Flammability	Mil. Spec & Approvals
RoHS **Polyethylene (PE)**	Polyethylene is ideal for general applications that are not affected by ordinary solvents. Available in colors. Ultraviolet resistant black polyethylene is for outdoor use. It has the same qualities as clear polyethylene, but also contains an ultraviolet absorber which permits it to be used in direct sunlight for long periods of time. Available by special order in gray.								
Natural Polyethylene (PE)	-76°F to +190°F (-60°C to +88°C)	22	0.92	None below 122°F (50°C)	None	None	0.014	Flammable	MIL I-631D MIL P-21922B Fed. Spec. LP390C A-A-59602 Typel
Black Polyethylene (PE)	-76°F to +190°F (-60°C to +88°C)	20	0.93	None below 122°F (50°C)	None	None	0.03	Flammable	MIL I-631D MIL P-21922B Fed. Spec. LP390C A-A-59602 Typel
RoHS **Polyethylene (PE), flame-retardant**	Suitable for applications requiring a self-extinguishing material. Lower cost than polyamide 6 or teflon materials. Note: Natural color is milky white.								
Natural Polyethylene (PE), flame-retardant	-4°F to +176°F (-20°C to + 80°C)	27	1.29	None below 122°F (50°C)	None	None	0.02	94V-1	
Black Polyethylene (PE), flame-retardant	-4°F to +176°F (-20°C to + 80°C)	27	1.29	None below 122°F (50°C)	None	None	0.02	94V-1	
RoHS **Polyamide 6 (PA6)**	Natural polyamide 6 is recommended for use in enclosed environments where the possibility of fire exists. Self-extinguishing. Does not produce any toxic or irritation, even when exposed to open flame or excessive temperatures. Polyamide 6 is six times as strong as polyethylene. Black polyamide 6 features the same properties as natural polyamide 6 with the added benefit of an ultraviolet absorber so that it can be used in direct sunlight for long periods of time.								
Natural Polyamide 6 (PA6)	-40°F to +250°F (-40°C to +121°C)	6-8	1.14	None	Satisfactory except for strong acids	None	1.5	Self Extinguishing	AS 1294 A-A 59602 Type ll
Black Polyamide 6 (PA6)	-40°F to +250°F (-40°C to +121°C)	6-8	1.14	None	Satisfactory except for strong acids	None	1.5	Self Extinguishing	AS 1294 A-A 59602 Type ll
RoHS **Polytetrafluoroe -thylene -Teflon (PTFE)**	Polytetrafluoroethylene -Teflon (PTFE) offers the widest operating temperature range of any material. It's chemically inert and non-flammable. Natural color is milky white, available with special order in black and colors.								
Natural Polytetrafluoroethylene -Teflon (PTFE)	-450°F to +500°F (-268°C to +260°C)	7	2.1	None	None	None	0.05	Non-flammable	AMS 3653C AMS 3654 AMS 3655 ASTM D3295 MIL I-22129C AS 1294 ASTMD1710 A-A 59602 Type lll

Teflon is a registered trademark of the DuPont Corporation.

Convoluted Tubing

Convoluted tubing provides an efficient method of routing and protecting wire harness assemblies, while reducing the chance of installation damage. It also can serve to protect valuable wiring circuits.HellermannTyton's convoluted tubing offers excellent protection against automotive fluids, vibration wear, water, snow, ice, and the effects of heat, cold, and sunlight on cables and wires. Available in standard, bulk, and dispenser box packaging.

Applications

– Wire Harnesses
– Auto, Truck, and Bus Industry Applications
– Trailer & R.V. Manufacturing
– Snowmobiles and Watercraft
– Agricultural and Construction Machinery
– Electronic Equipment Wire Management

Material Data	
Material	**Polyethylene (PE)**
Operating Temperature	**-40 °F to +200 °F (-40 °C to +93 °C)**
Flammability	**UL94 V2**

Material Data	
Material	**Polyamide 6 (PA6)**
Operating Temperature	**-40 °F to +300 °F (-40 °C to +149 °C)**
Flammability	**UL94 V2**

The following materials are available as a special order. Minimums and custom terms apply. Contact HellermannTyton for more information.

Material	Color	Operating Temperature
Polypropylene	Black w/ Blue Stripe	-40 °F (-40 °C) to 275 °F (135 °C)
Flame Retardant Polyethylene	Gray	-40 °F (-40 °C) to 200 °F (93 °C)

Convoluted Tubing Dispenser Box

The convoluted tubing dispenser boxes offer an efficient packaging option. The sturdy and compact dispenser boxes allow for easy storage and moving around in the work area. The reel inside the box allows for tangle free dispensing, making it much easier to work with the product. Convoluted tubing in dispenser boxes is available in polyamide 6 material –1/4", 3/8", 1/2", 3/4" and 1" sizes.

Product Selection

Article No.	Part No.	Type	Description	Pkg. Qty. ft.
169-60022	**169-60022**	CTN140	1/4" Convoluted Tubing, Slit - Polyamide 6, Black	100 ft
169-60018	**169-60018**	CTN380	3/8" Convoluted Tubing, Slit - Polyamide 6, Black	100 ft
169-60019	**169-60019**	CTN120	1/2" Convoluted Tubing, Slit -Polyamide 6, Black	100 ft
169-60020	**169-60020**	CTN340	3/4" Convoluted Tubing, Slit - Polyamide 6, Black	100 ft
169-60021	**169-60021**	CTN10	1" Convoluted Tubing, Slit - Polyamide 6, Black	50 ft

Dimensions are approximate and subject to technical changes. Use **Part No.** for ordering and **Type** for specification purposes.

Convoluted Tubing *(continued)*

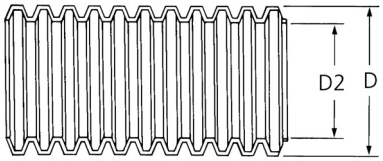

Product Selection

Article No.	Part No.	Type	Nominal Ø in. (mm)	Ø D in. (mm)	Ø D2 in. (mm)	Wall Thickness in. (mm)	Pkg. Qty. ft.
Polyethylene (PE), Black							
169-60509	**CTP140STD**	CTP140	.250″ (6.35)	.40″ (10.16)	.27″ (6.858)	.004″ (.1016)	3200 ft
169-60508	**CTP140**	CTP140	.250″ (6.35)	.40″ (10.16)	.27″ (6.858)	.004″ (.1016)	25000 ft
169-60515	**CTP380STD**	CTP380	.380″ (9.652)	.526″ (13.36)	.380″ (9.652)	.005″ (.127)	1900 ft
169-60514	**CTP380**	CTP380	.380″ (9.652)	.526″ (13.36)	.380″ (9.652)	.005″ (.127)	15000 ft
169-60507	**CTP120STD**	CTP120	.50″ (12.7)	.70″ (17.78)	.516″ (13.11)	.005″ (.127)	1100 ft
169-60506	**CTP120**	CTP120	.50″ (12.7)	.70″ (17.78)	.516″ (13.11)	.005″ (.127)	8500 ft
169-60517	**CTP580STD**	CTP580	.625″ (15.87)	.837″ (21.26)	.639″ (16.23)	.005″ (.127)	800 ft
169-60516	**CTP580**	CTP580	.625″ (15.87)	.837″ (21.26)	.639″ (16.23)	.005″ (.127)	5500 ft
169-60513	**CTP340STD**	CTP340	.750″ (19.05)	.989″ (25.12)	.759″ (19.28)	.005″ (.127)	550 ft
169-60512	**CTP340**	CTP340	.750″ (19.05)	.989″ (25.12)	.759″ (19.28)	.005″ (.127)	4200 ft
169-60501	**CTP10STD**	CTP10	1″ (25.4)	1.32″ (33.53)	1.06″ (26.92)	.005 ″ (.127)	300 ft
169-60500	**CTP10**	CTP10	1″ (25.4)	1.32″ (33.53)	1.06″ (26.92)	.005″ (.127)	2250 ft
169-60505	**CTP1140STD**	CTP1140	1.250″ (31.75)	1.50″ (38.1)	1.257″ (31.93)	.006″ (.1524)	250 ft
169-60504	**CTP1140**	CTP1140	1.250″ (31.75)	1.50″ (38.1)	1.257″ (31.93)	.006″ (.1524)	1800 ft
169-60503	**CTP1120STD**	CTP1120	1.5″ (38.1)	1.947″ (49.45)	1.65″ (41.91)	.006″ (.1524)	150 ft
169-60502	**CTP1120**	CTP1120	1.5″ (38.1)	1.947″ (49.45)	1.65″ (41.91)	.006″ (.1524)	1000 ft
169-60511	**CTP20STD**	CTP20	2″ (50.8)	2.42″ (61.47)	2.05″ (52.07)	.011″ (.28)	100 ft
Polyamide 6 (PA6), Black with Gray Stripe							
169-60009	**CTN140STD**	CTN140	.250″ (6.35)	.40″ (10.16)	.27″ (6.858)	.004″ (.1016)	3200 ft
169-60008	**CTN140**	CTN140	.250″ (6.35)	.40″ (10.16)	.27″ (6.858)	.004″ (.1016)	28000 ft
169-60015	**CTN380STD**	CTN380	.380″ (9.652)	.526″ (13.36)	.380″ (9.652)	.005″ (.127)	1900 ft
169-60014	**CTN380**	CTN380	.380″ (9.652)	.526″ (13.36)	.380″ (9.652)	.005″ (.127)	15000 ft
169-60007	**CTN120STD**	CTN120	.50″ (12.7)	.70″ (17.78)	.516″ (13.11)	.005″ (.127)	1200 ft
169-60006	**CTN120**	CTN120	.50″ (12.7)	.70″ (17.78)	.516″ (13.11)	.005″ (.127)	8500 ft
169-60017	**CTN580STD**	CTN580	.625″ (15.87)	.837″ (21.26)	.639″ (16.23)	.005″ (.127)	800 ft
169-60016	**CTN580**	CTN580	.625″ (15.87)	.837″ (21.26)	.639″ (16.23)	.005″ (.127)	5500 ft
169-60013	**CTN340STD**	CTN340	.750″ (19.05)	.989″ (25.12)	.759″ (19.28)	.005″ (.127)	550 ft
169-60012	**CTN340**	CTN340	.750″ (19.05)	.989″ (25.12)	.759″ (19.28)	.005″ (.127)	4200 ft
169-60001	**CTN10STD**	CTN10	1″ (25.4)	1.32″ (33.53)	1.06″ (26.92)	.005″ (.127)	300 ft
169-60000	**CTN10**	CTN10	1″ (25.4)	1.32″ (33.53)	1.06″ (26.92)	.005″ (.127)	2250 ft
169-60005	**CTN1140STD**	CTN1140	1.250″ (31.75)	1.50″ (38.1)	1.257″ (31.93)	.006″ (.1524)	250 ft
169-60004	**CTN1140**	CTN1140	1.250″ (31.75)	1.50″ (38.1)	1.257″ (31.93)	.006″ (.1524)	1800 ft
169-60003	**CTN1120STD**	CTN1120	1.5″ (38.1)	1.947″ (49.45)	1.65″ (41.91)	.006″ (.1524)	150 ft
169-60002	**CTN1120**	CTN1120	1.5″ (38.1)	1.947″ (49.45)	1.65″ (41.91)	.006″ (.1524)	1000 ft
169-60011	**CTN20STD**	CTN20	2″ (50.8)	2.42″ (61.47)	2.05″ (52.07)	.011″ (.28)	100 ft

Standard tubing is slit. Unslit is available upon request. Please contact HellermannTyton for pre-cut length requirements. Colors are available dependent upon volume requirements. Dimensions are approximate and subject to technical changes. Use **Part No.** for ordering and **Type** for specification purposes.

Convoluted Tubing Mounts

Designed especially for mounting convoluted tubing, these mounts are available in stud mount and fir tree mount versions and accommodate a range of tube diameters.

Material Data	
Material	**Polyamide 6.6 high impact modified, Heat Stabilized, UV Resistant (PA66HIRHS)**
Operating Temperature	**-40 °F to +230 °F (-40 °C to +110 °C) continuous**
Flammability	**UL94 HB**

RoHS

Stud Mount

Product Selection

Article No.	Part No.	Type	Tube Ø in.	Tube Ø (mm)	Recommended Weld Stud	Minimum Weld Stud Height in.	Minimum Weld Stud Height (mm)	Color	Pkg. Qty.	Drawing
151-00700	**151-00700**	CTC4.5SBS6	.175″	(4.5)	M6	.39″	(10)	Black	500	
151-00701	**151-00701**	CTC7.5SBS6	.29″	(7.5)	M6	.39″	(10)	Black	500	
151-00702	**151-00702**	CTC10SBS6	.39″	(10)	M6	.39″	(10)	Black	500	
151-00703	**151-00703**	CTC13SBS6	.50″	(13)	M6	.39″	(10)	Black	500	slots for cable tie
151-00010	**151-00010**	CTC17SBS6	.66″	(17)	M6	.39″	(10)	Black	500	

Dimensions are approximate and subject to technical changes. Use **Part No.** for ordering and **Type** for specification purposes.

Fir Tree Mount

Product Selection

Article No.	Part No.	Type	Tube Ø in.	Tube Ø (mm)	Panel Thickness in.	Panel Thickness (mm)	Mounting Hole Ø in.	Mounting Hole Ø (mm)	Color	Pkg. Qty.	Drawing
151-14314	**151-14314**	CTC4.5FT6LG	.17″	(4.5)	.029 - .234″	(.75 - 6)	.25" - .27"	(6.5 - 7)	Black	500	
151-14313	**151-14313**	CTC7.5FT6LG	.29″	(7.5)	.029" - .234"	(.75 - 6)	.25" - .27"	(6.5 - 7)	Black	500	
151-00018	**151-00018**	CTC10FT6LG	.39″	(10)	.029" - .234"	(.75 - 6)	.25" - .27"	(6.5 - 7)	Black	500	
151-00019	**151-00019**	CTC13FT6LG	.507″	(13)	.029" - .234"	(.75 - 6)	.25" - .27"	(6.5 - 7)	Black	500	

Dimensions are approximate and subject to technical changes. Use **Part No.** for ordering and **Type** for specification purposes.

Flexiform Edge Protection Grommet Strip

HellermannTyton's Flexiform grommet is a unique, continuous wire protection product which fits easily in all shapes and sizes of holes without the aid of tools or adhesives. Since Flexiform can be cut to the right length with scissors, it eliminates waste, helping keep grommet stock to a minimum. HellermannTyton's Flexiform grommet can be used on any type of material including wood, steel, aluminum, plexiglass, and glass. It is available in 9 sizes for thicknesses from .016″ to .512″.

Optimal protection of cables and wires at panel edges.

Polyamide 6 Grommet

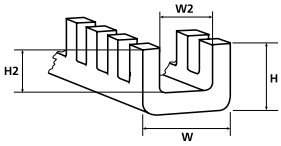

Flexiform grommet strip

Material Data	
Material	**Polyamide 6 (PA6)**
Color	**Natural**
Operating Temperature	**-76 °F to +203 °F (-60 °C to +95 °C)**

Product Selection

Article No.	Part No.	Type	Panel Thickness in. (mm)	Width (W) in. (mm)	Width (W2) in. (mm)	Height (H) in. (mm)	Height (H2) in. (mm)	Pkg. Qty. ft.
Polyamide 6 (PA6)								
251-21109	**FHA**	G51NA	.015″ - .059″ (0.4 - 1.5)	.154″ (3.9)	.059″ (1.5)	.169″ (4.3)	.106″ (2.7)	82 ft
251-21209	**FHB**	G51NB	.051″ - .094″ (1.3 - 2.4)	.181″ (4.6)	.094″ (2.4)	.169″ (4.3)	.106″ (2.7)	82 ft
251-21309	**FHC**	G51NC	.087″ - .134″ (2.2 - 3.4)	.224″ (5.7)	.138″ (3.5)	.169″ (4.3)	.106″ (2.7)	82 ft
251-21409	**FHD**	G51ND	.130″ - .197″ (3.3 - 5.0)	.331″ (8.4)	.201″ (5.1)	.244″ (6.2)	.169″ (4.3)	82 ft
251-21509	**FHE**	G51NE	.193″ - .264″ (4.9 - 6.7)	.390″ (9.9)	.264″ (6.7)	.252″ (6.4)	.177″ (4.5)	82 ft
251-21609	**FHF**	G51NF	.256″ - .323″ (6.5 - 8.2)	.449″ (11.4)	.327″ (8.3)	.268″ (6.8)	.189″ (4.8)	82 ft
251-21709	**FHG**	G51NG	.315″ - .394″ (8.0 - 10.0)	.520″ (13.2)	.398″ (10.1)	.268″ (6.8)	.189″ (4.8)	82 ft
251-21809	**FHH**	G51NH	.382″ - .520″ (9.7 - 13.2)	.646″ (16.4)	.520″ (13.2)	.268″ (6.8)	.189″ (4.8)	82 ft

Dimensions are approximate and subject to technical changes. Use **Part No.** for ordering and **Type** for specification purposes.

Polyethylene Grommet

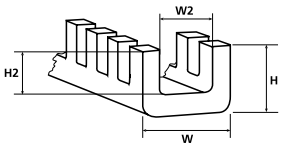

Flexiform grommet strip

Material Data	
Material	**Polyethylene (PE)**
Color	**Natural**
Operating Temperature	**-22 °F to +176 °F (-30 °C to +80 °C)**

Product Selection

Article No.	Part No.	Type	Panel Thickness in. (mm)	Width (W) in. (mm)	Width (W2) in. (mm)	Height (H) in. (mm)	Height (H2) in. (mm)	Pkg. Qty. ft.
Polyethylene (PE)								
251-10009	**FPAA**	G51PAA	.016″ - .035″ (0.4 - 0.9)	.087″ (2.2)	.037″ (0.95)	.094″ (2.4)	.063″ (1.6)	82 ft
251-10109	**FPA**	G51PA	.016″ - .059″ (0.4 - 1.5)	.154″ (3.9)	.059″ (1.5)	.169″ (4.3)	.106″ (2.7)	82 ft
251-10209	**FPB**	G51PB	.051″ - .094″ (1.3 - 2.4)	.181″ (4.6)	.094″ (2.4)	.169″ (4.3)	.106″ (2.7)	82 ft
251-10309	**FPC**	G51PC	.087″ - .134″ (2.2 - 3.4)	.224″ (5.7)	.138″ (3.5)	.169″ (4.3)	.106″ (2.7)	82 ft
251-10409	**FPD**	G51PD	.130″ - .197″ (3.3 - 5.0)	.331″ (8.4)	.201″ (5.1)	.244″ (6.2)	.169″ (4.3)	82 ft
251-10509	**FPE**	G51PE	.193″ - .264″ (4.9 - 6.7)	.390″ (9.9)	.264″ (6.7)	.252″ (6.4)	.177″ (4.5)	82 ft
251-10609	**FPF**	G51PF	.256″ - .323″ (6.5 - 8.2)	.449″ (11.4)	.327″ (8.3)	.268″ (6.8)	.189″ (4.8)	82 ft
251-10709	**FPG**	G51PG	.315″ - .394″ (8.0 - 10.0)	.520″ (13.2)	.398″ (10.1)	.268″ (6.8)	.189″ (4.8)	82 ft
251-10809	**FPH**	G51PH	.382″ - .520″ (9.7 - 13.2)	.646″ (16.4)	.520″ (13.2)	.268″ (6.8)	.189″ (4.8)	82 ft

Dimensions are approximate and subject to technical changes. Use **Part No.** for ordering and **Type** for specification purposes.

Flexiform Edge Protection Grommet Strip *(continued)*
Teflon Grommet

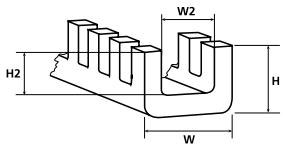

Flexiform grommet strip

Material Data	
Material	**Polytetrafluoroethylene -Teflon (PTFE)**
Color	**Natural**
Operating Temperature	**-76 °F to +500 °F (-60 °C to +260 °C)**
Flammability	**non-burning**

Product Selection

Article No.	Part No.	Type	Panel Thickness in. (mm)	Width (W) in. (mm)	Width (W2) in. (mm)	Height (H) in. (mm)	Height (H2) in. (mm)	Pkg. Qty. ft.
Polytetrafluoroethylene -Teflon (PTFE)								
251-30109	**FTA**	G51TA	.015″ - .059″ (0.4 - 1.5)	.153″ (3.9)	.059″ (1.5)	.169″ (4.3)	.106″ (2.7)	9.7 ft
251-30209	**FTB**	G51TB	.051″ - .094″ (1.3 - 2.4)	.181″ (4.6)	.094″ (2.4)	.169″ (4.3)	.106″ (2.7)	9.7 ft
251-30309	**FTC**	G51TC	.087″ - .134″ (2.2 - 3.4)	.224″ (5.7)	.138″ (3.5)	.169″ (4.3)	.106″ (2.7)	9.7 ft
251-30409	**FTD**	G51TD	.130″ - .196″ (3.3 - 5.0)	.331″ (8.4)	.201″ (5.1)	.244″ (6.2)	.169″ (4.3)	9.7 ft
251-30509	**FTE**	G51TE	.193″ - .264″ (4.9 - 6.7)	.390″ (9.9)	.264″ (6.7)	.252″ (6.4)	.177″ (4.5)	9.7 ft
251-30609	**FTF**	G51TF	.256″ - .323″ (6.5 - 8.2)	.449″ (11.4)	.327″ (8.3)	.268″ (6.8)	.189″ (4.8)	9.7 ft
251-30709	**FTG**	G51TG	.315″ - .394″ (8.0 - 10.0)	.520″ (13.2)	.398″ (10.1)	.268″ (6.8)	.189″ (4.8)	9.7 ft
251-30809	**FTH**	G51TH	.382″ - .520″ (9.7 - 13.2)	.646″ (16.4)	.520″ (13.2)	.268″ (6.8)	.189″ (4.8)	9.7 ft

Dimensions are approximate and subject to technical changes. Use **Part No.** for ordering and **Type** for specification purposes. Teflon is a registered trademark of the DuPont Corporation.

Self-Extinguishing Flexiform Grommet

HellermannTyton's Flexiform grommet is also manufactured from a self-extinguishing UL 94 V0 rated flexible PVC compound which ensures flexibility and ease of application.

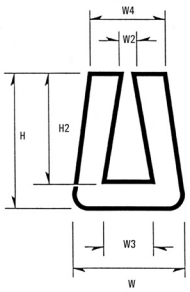

Material Data	
Material	**Flexible Polyvinyl Chloride, cadmium free (PVC)**
Color	**Black**
Operating Temperature	**-85 °F to +221 °F (-65 °C to +105 °C)**
Flammability	**UL94 V0**

Product Selection

Article No.	Part No.	Type	Panel Thickness in. (mm)	Width (W) in. (mm)	Width (W2) in. (mm)	Width (W3) in. (mm)	Width (W4) in. (mm)	Height (H) in. (mm)	Height (H2) in. (mm)	Pkg. Qty. ft. (Meters)
Flexible Polyvinyl Chloride, cadmium free (PVC)										
800-00004	**SM1BK75MT**	SM1	.03937″ - .07874″ (1.0 - 2.0)	.1969″(5.0)	.03937″(1.0)	.07″ (1.8)	.165″ (4.2)	.248″ (6.3)	.192″ (4.9)	246.1 ft (75)

Dimensions are approximate and subject to technical changes. Use **Part No.** for ordering and **Type** for specification purposes.

General Purpose Expandable Braided Sleeving

Designed to adjust and expand to irregular shapes, this general purpose sleeving is lightweight and offers a high tensile strength while still maintaining flexibility. This sleeving is an excellent choice for protecting wire and cable bundles from abrasion, chafing, and heat degradation.



Application

Commonly used in electrical and industrial wire harnessing applications where economy and durability are required for the protection of wires, cables, tubing, bundles and pneumatic hoses.

Benefits

- Adjusts to twisting and flexing without creating wrinkles, bends or bulges.
- Provides tough, durable protection through a wide range of temperatures.
- Expands up to 150% of flat diameter for easy installation.
- Offers excellent abrasion and cut-through resistance as well as inertness to most chemicals and fungus.

Material Data

Material	PET (Polyester)
Flammability	UL 94-V0
Operating Temperature	-94°F to 257°F -70°C to 125°C
Melt Point	482°F / 250°C
Abrasion Protection	Medium
Recommended Cutting	Hot Knife

Product Selection

	Nominal Size			Expansion Range		Expansion Range			Reel Length*		Weight	
Part No.	in.	mm.	Type	(Min.) in.	(Max.) in.	(Min.) mm.	(Max.) mm.	Color	ft.	m.	lbs.	kg.
170-03000	1/4	6.4	**BSP140**	.125	.437	3.2	11.1	Black	200	61.0	.52	.24
170-03001	1/2	12.7	**BSP120**	.25	.75	6.4	19.1	Black	100	30.5	.77	.35
170-03002	3/4	19.1	**BSP340**	.50	1.25	12.7	31.8	Black	75	22.9	.90	.41
170-03003	1	25.4	**BSP100**	.625	1.625	15.9	41.3	Black	65	19.8	.87	.40
170-03004	1-1/4	31.8	**BSP1140**	.75	1.75	19.1	44.5	Black	50	15.2	.80	.363
170-03005	1-1/2	38.1	**BSP1120**	1.00	2.125	25.4	54.0	Black	40	12.2	.79	.358
Bulk Sized Reels												
170-03041	1/4	6.4	**BSP140B**	.125	.437	3.2	11.1	Black	1000	304.8	2.60	1.18
170-03042	1/2	12.7	**BSP120B**	.25	.75	6.4	19.1	Black	500	152.4	3.85	1.75
170-03043	3/4	19.1	**BSP340B**	.50	1.25	12.7	31.8	Black	250	76.2	3.00	1.36
170-03044	1	25.4	**BSP100B**	.625	1.625	15.9	41.3	Black	250	76.2	3.35	1.52
170-03045	1-1/4	31.8	**BSP1140B**	.75	1.75	19.1	44.5	Black	250	76.2	4.00	1.81

Use Part No. for ordering and Type for specification. *Pre-cut lengths available upon request.

General Purpose Expandable Braided Sleeving Helagaine Dispenser Packs

This convenient package holds mini spools of expandable braided sleeving. Designed to save space and provide easy access when dispensing, this unit allows for the efficient handling and management of sleeving.

Application

The perfect solution for use in field-service applications where a large spool of braided sleeving is not feasible or when only a small amount of sleeving is required for a quick-fix project.

Benefits

- Expands (3:1 ratio) to allow for a wide range of bundle sizes.
- Dispenser box protects sleeving from dirt and keeps it from unraveling.

Material Data

Material	PET (Polyester)
Operating Temperature	-58°F to 230°F -50°C to 150°C
Melt Point	482°F / 250°C
Abrasion Protection	Medium
Recommended Cutting	Hot Knife

Product Selection

	Nominal Size			Expansion Range		Expansion Range			Reel Length		Weight	
Part No.	in.	mm.	Type	(Min.) in.	(Max.) in.	(Min.) mm.	(Max.) mm.	Color	ft.	m.	lbs.	kg.
170-80150	1/4	6.4	**HLB15**	.20	.83	5.1	21.1	Black	32.8	10.0	.45	.20
170-80250	1/2	12.7	**HLB25**	.40	1.18	10.2	30.0	Black	32.8	10.0	.56	.25
170-80350	1	25.4	**HLB35**	.71	2.13	18.0	54.1	Black	32.8	10.0	.67	.30

Use Part No. for ordering and Type for specification.

General Purpose Expandable Braided Sleeving - Orange

Orange PET braided sleeving is an extremely flexible, general purpose option for bundling and protecting wires and cables in abrasive type applications. Its color makes it ideal for systematic color coding of complex wiring installations.



Application

Commonly used to shield cable harnesses in battery-powered vehicles, such as hybrid cars, golf carts, and light trucks.

Benefits

- Provides easy visual and safety identification of critical wiring components.
- Offers high tensile strength while maintaining extreme flexibility.
- Expands up to 150% of flat diameter for easy installation.
- Does not trap heat and humidity.
- Installs quickly and accommodates expansions and varying cable assembly shapes, reducing installation costs.

Material Data

Material	PET (Polyester)
Flammability	UL 94-V0
Operating Temperature	-94°F to 257°F -70°C to 125°C
Melt Point	482°F / 250°C
Abrasion Protection	Medium
Recommended Cutting	Hot Knife

Product Selection

	Nominal Size			Expansion Range		Expansion Range			Reel Length*		Weight	
Part No.	in.	mm.	Type	(Min.) in.	(Max.) in.	(Min.) mm.	(Max.) mm.	Color	ft.	m.	lbs.	kg.
170-03076	1/4	6.4	**BSP143B**	.125	.437	3.2	11.1	Orange	1000	304.8	2.6	1.18
170-03077	1/2	12.7	**BSP123B**	.25	.75	6.4	19.1	Orange	500	152.4	3.85	1.75
170-03078	3/4	19.1	**BSP343B**	.50	1.25	12.7	31.8	Orange	250	76.2	3.0	1.36
170-03079	1	25.4	**BSP103B**	.625	1.625	15.9	41.3	Orange	250	76.2	3.35	1.52
170-03080	1-1/4	31.8	**BSP1143B**	.75	1.75	19.1	44.5	Orange	250	76.2	4.0	1.81
170-03081	1-1/2	38.1	**BSP1123B**	1.00	2.125	25.4	54.0	Orange	200	61.0	6.6	3.0

Use Part No. for ordering and Type for specification. *Pre-cut lengths available upon request.

Fray Resistant Expandable Braided Sleeving

A versatile and economical general purpose Sleeving that resists fraying when cut with ordinary scissors.

Application

For use in automotive, industrial and computer applications where the wires, cables and hoses being covered endure frequent handling.

Benefits

- Enables field installations without a hot knife thus reducing time and assembly costs.
- Expands up to 150% of flat diameter for easy installation.
- Offers excellent abrasion and cut-through resistance as well as inertness to most chemicals and fungus.

Material Data

Material	PET (Polyester)
Flammability	UL 94-V0
Operating Temperature	-94°F to 257°F -70°C to 125°C
Melt Point	482°F / 250°C
Abrasion Protection	Medium
Recommended Cutting	Scissors

Product Selection

Part No.	Nominal Size in.	Nominal Size mm.	Type	Expansion Range (Min.) in.	Expansion Range (Max.) in.	Expansion Range (Min.) mm.	Expansion Range (Max.) mm.	Color	Reel Length ft.	Reel Length m.	Weight lbs.	Weight kg.
170-03123	1/8	3.2	**BSPSC180**	.125	.25	3.2	6.4	Black	100	30.5	.40	.18
170-03035	1/4	6.4	**BSPSC140**	.156	.437	4.0	11.1	Black	100	30.5	.46	.21
170-03012	1/2	12.7	**BSPSC120**	.25	.75	6.4	19.1	Black	100	30.5	.82	.37
170-03013	3/4	19.1	**BSPSC340**	.625	1.0	15.9	25.4	Black	75	22.9	.83	.38
170-03014	1	25.4	**BSPSC100**	.75	1.19	19.1	30.2	Black	50	15.2	.62	.28
170-03015	1-1/4	31.8	**BSPSC1140**	1.0	1.50	25.4	38.1	Black	50	15.2	.78	.35
170-03016	1-1/2	38.1	**BSPSC1120**	1.25	2.0	31.8	50.8	Black	50	15.2	.93	.42

Use Part No. for ordering and Type for specification.

Flame Retardant Expandable Braided Sleeving

A flame retardant woven (threaded) polyester sleeving that is resistant to cuts and abrasion, and contains a combustion inhibitor allowing it to achieve a UL and CSA flame-resistance rating of VW-1.



Application

This fire extinguishing braided sleeving is ideal for electronic and high tech applications because of its light weight and durable qualities.

Benefits

- Resists gasoline, engine fluids, chemicals and cleaning solvents.
- Expands up to 150% of flat diameter for easy installation.
- Enables quick and easy installation over large connectors.

Material Data

Material	Treated PET (Polyester)
Flammability	UL VW-1
Operating Temperature	-94°F to 257°F -70°C to 125°C
Melt Point	482°F / 250°C
Abrasion Protection	Medium
Recommended Cutting	Hot Knife

Product Selection

	Nominal Size			Expansion Range		Expansion Range			Reel Length		Weight	
Part No.	in.	mm.	Type	(Min.) in.	(Max.) in.	(Min.) mm.	(Max.) mm.	Color	ft.	m.	lbs.	kg.
170-03006	1/4	6.4	**BSPFR140**	.125	.437	3.2	11.1	Black	200	61.0	.48	.22
170-03007	1/2	12.7	**BSPFR120**	.25	.75	6.4	19.1	Black	100	30.5	.72	.33
170-03008	3/4	19.1	**BSPFR340**	.50	1.25	12.7	31.8	Black	75	22.9	.65	.30
170-03010	1-1/4	31.8	**BSPFR1140**	.75	1.75	19.1	44.5	Black	50	15.2	.80	.363
170-03011	1-1/2	38.1	**BSPFR1120**	1.0	2.125	25.4	53.9	Black	40	12.2	.79	.358
170-03071	1/8	3.2	**BSPFR188**	.094	.25	2.4	6.4	Gray	225	68.6	.40	.18
170-03072	1/4	6.4	**BSPFR148**	.125	.437	3.2	11.1	Gray	200	61.0	.48	.22
170-03073	1/2	12.7	**BSPFR128**	.25	.75	6.4	19.1	Gray	100	30.5	.72	.33
170-03074	3/4	19.1	**BSPFR348**	.50	1.25	12.7	31.8	Gray	75	22.9	.65	.30
170-03066	1-1/2	38.1	**BSPFR1128**	1.0	2.125	25.4	53.9	Gray	40	12.2	.79	.358
Bulk Sized Reels												
170-03089	1/8	3.2	**BSPFR180B**	.094	.25	2.4	6.4	Black	1000	304.8	1.6	.73
170-03090	1/4	6.4	**BSPFR140B**	.125	.437	3.2	11.1	Black	1000	304.8	2.4	1.1
170-03091	1/2	12.7	**BSPFR120B**	.25	.75	6.4	19.1	Black	500	152.4	3.6	1.6
170-03092	3/4	19.1	**BSPFR340B**	.50	1.25	12.7	31.8	Black	250	76.2	2.2	1.0
170-03093	1	25.4	**BSPFR100B**	.625	1.625	15.9	41.3	Black	250	76.2	3.4	1.5
170-03094	1-1/4	31.8	**BSPFR1140B**	.75	1.75	19.1	44.5	Black	250	76.2	4.0	1.8
170-03095	1-1/2	38.1	**BSPFR1120B**	1.0	2.125	25.4	54.0	Black	200	61.0	3.9	1.77

Use Part No. for ordering and Type for specification.

Flame Retardant + Fray Resistant Expandable Braided Sleeving

This protective sleeving is self-extinguishing and can be cut with sharp scissors instead of a hot knife for fray-resistant ends.

Application

Readily used in the automotive, audiovisual, industrial, wire, cable and computer industries where flame retardancy is required to reduce the likelihood of ignition and/or reduce the rate of flame spread. It is suited for situations where access to a hot knife is either impractical or impossible.

Benefits

- Provides fuller coverage and a medium-to-high abrasion resistance.
- Expands for ease of installation in either the shop or the field.
- Offers increased braid density without loss of flexibility.
- Contains white tracer thread for simple identification of flame retardancy.
- Extinguishes quickly and reduces flame spread to surrounding components.

Material Data

Material	Treated PET (Polyester)
Flammability	UL VW-1
Operating Temperature	-94°F to 257°F -70°C to 125°C
Melt Point	482°F / 250°C
Abrasion Protection	Medium
Recommended Cutting	Scissors

Product Selection

Part No.	Nominal Size in.	Nominal Size mm.	Type	Expansion Range (Min.) in.	Expansion Range (Max.) in.	Expansion Range (Min.) mm.	Expansion Range (Max.) mm.	Color	Reel Length ft.	Reel Length m.	Weight lbs.	Weight kg.
170-03036	1/4	6.4	BSSCFR140	.156	.437	4.0	11.1	Black	100	30.5	.40	.18
170-03017	1/2	12.7	BSSCFR120	.25	.75	6.4	19.1	Black	100	30.5	.82	.37
170-03018	3/4	19.1	BSSCFR340	.625	1.00	15.9	25.4	Black	75	22.9	.83	.38
170-03019	1	25.4	BSSCFR100	.75	1.188	19.1	30.2	Black	50	15.2	.62	.28
170-03020	1-1/4	31.8	BSSCFR1140	1.0	1.50	25.4	38.1	Black	50	15.2	.78	.35
170-03021	1-1/2	38.1	BSSCFR1120	1.25	2.0	31.8	50.8	Black	50	15.2	.93	.42
Bulk Sized Reels												
170-03116	1/8	3.3	BSSCFR180B	.125	.25	3.2	6.4	Black	1000	304.8	4.0	1.8
170-03117	1/4	6.4	BSSCFR140B	.156	.437	4.0	11.1	Black	1000	304.8	4.6	2.1
170-03118	1/2	12.7	BSSCFR120B	.25	.75	6.4	19.1	Black	500	152.4	4.1	1.9
170-03119	3/4	19.1	BSSCFR340B	.625	1.0	15.9	25.4	Black	250	76.2	2.78	1.3
170-03120	1	25.4	BSSCFR100B	.75	1.9	19.1	48.3	Black	250	76.2	3.1	1.4
170-03121	1-1/4	31.8	BSSCFR1140B	1.0	1.50	25.4	38.1	Black	250	76.2	3.9	1.8
170-03122	1-1/2	38.1	BSSCFR1120B	1.25	2.0	31.8	50.8	Black	250	76.2	4.63	2.1

Use Part No. for ordering and Type for specification.

Hook & Loop Flame Retardant Expandable Braided Sleeving

Hook and loop edging keeps this flame retardant sleeving securely wrapped around cables, but allows for easy access when maintenance is necessary.

Application

Ideal for high-technology applications, especially operating environments where harsh fluids are present.

Benefits

- Conforms to irregular shapes and contours.
- Meets military specifications (Mil-202 approved).
- Cuts easily with a bench-mount hot knife.
- Resists chemicals and cleaning solvents.

Material Data

Material	Treated PET (Polyester)
Flammability	UL VW-1
Operating Temperature	-94°F to 257°F -70°C to 125°C
Melt Point	482°F / 250°C
Abrasion Protection	Medium
Recommended Cutting	Hot Knife

Product Selection

	Nominal Size			Expansion Range			Reel Length		Weight	
Part No.	in.	mm.	Type	(Min.) in.	(Max.) in.	Color	ft.	m.	lbs.	kg.
170-03153	1/2	12.7	BSHKLPFR120B	.25	6.4	Black	100	30.5	1.3	.60
170-03154	3/4	19.1	BSHKLPFR340B	.63	16	Black	100	30.5	1.8	.82
170-03155	1-1/4	31.8	BSHKLPFR1140B	.63	16	Black	100	30.5	2.3	1.04
170-03156	2	50.8	BSHKLPFR200B	.63	16	Black	100	30.5	3.2	1.45
170-03157	2-1/2	63.5	BSHKLPFR212B	.63	16	Black	100	30.5	3.75	1.70

Use Part No. for ordering and Type for specification.

Split Wrap Flame Retardant Braided Sleeving

Used when flame retardancy is a primary requirement, this protection option incorporates a lateral split which allows the tube to open up to accommodate a variety of bundling requirements and the semi-rigid braid configuration simply closes around the entire installation without the need for any additional fasteners.



Application

Use this self-extinguishing product that complies with UL VW-1 standards where cables exit a wall and need to be managed for an uncluttered, clean appearance.

Benefits

- Installs easily, saving assembly time.
- Allows for future accessibility without disassembly.
- Needs no fasteners (i.e., tape, hook and loop, etc.).
- Provides a greater flexibility than spiralwrap or convoluted tubing.
- Retains shape and rigidity throughout operating temperature range.

Installation Tool on page 23.

Material Data

Material	Treated PET (Polyester)
Flammability	UL VW-1
Operating Temperature	-94°F to 257°F -70°C to 125°C
Melt Point	446°F / 230°C
Abrasion Protection	High
Recommended Cutting	Hot Knife

Product Selection

	Nominal Size*			Wall Thickness			Reel Length		Weight	
Part No.	in.	mm.	Type	in.	mm.	Color	ft.	m.	lbs.	kg.
170-03140	1/8	3.2	BSSWFR180B	.024	.61	Black	400	121.9	.80	.36
170-03141	1/4	6.4	BSSWFR140B	.025	.64	Black	200	61.0	1.2	.54
170-03142	1/2	12.7	BSSWFR120B	.025	.64	Black	150	45.7	2.1	.95
170-03143	3/4	19.1	BSSWFR340B	.025	.64	Black	100	30.5	1.6	.73
170-03144	1	25.4	BSSWFR100B	.038	.97	Black	100	30.5	20	.91
170-03145	1-1/4	31.8	BSSWFR1140B	.038	.97	Black	75	22.9	1.8	.82
170-03146	1-1/2	38.1	BSSWFR1120B	.038	.97	Black	75	22.9	2.1	.95
170-03147	2	50.8	BSSWFR200B	.038	.97	Black	50	15.2	1.8	.82

Use Part No. for ordering and Type for specification. *Nominal size measures internal diameter of sleeving.

Electromagnetic Flame Retardant Helagaine

Helagaine VO (HEGEMIPVO) is tubular braided sleeving made from Polyester PBT monofilaments. The raw material is treated with non-burning agents so it has flame retardant and self-extinguishing properties. Rated VO by Underwriters Laboratories.



Application

Excellent for use where flame can cause damage therefore the protection of highly sensitive wiring is critical, such as in laboratories, computer rooms, satellites, mass transit and airplanes.

Benefits

- Shields or dissipates wire and cables from electromagnetic interference.
- Resists most chemicals.
- Expands (ratio 2:1) to allow for easy placement over bundles.

Material Data

Material	PBT / Tin-Plated Copper (TNCU)
Flammability	UL 94-V0
Operating Temperature	-40°F to 347°F -40°C to 175°C
Melt Point	392°F / 200°C
Abrasion Protection	High
Recommended Cutting	Shears
EMI Requirements	10 KHz to 1 GHz according to CISPR25

RoHS

Product Selection

	Nominal Size			Expansion Range		Expansion Range			Reel Length		Weight	
Part No.	in.	mm.	Type	(Min.) in.	(Max.) in.	(Min.) mm.	(Max.) mm.	Color	ft.	m.	lbs.	kg.
173-60400	1/8	3.2	HEGEMIPV004	.16	.26	4.1	6.6	Tin+Black	328	100	4.74	2.2
173-60600	1/4	6.4	HEGEMIPV006	20	.40	5.1	10.2	Tin+Black	328	100	6.28	2.8
173-60800	5/16	7.9	HEGEMIPV008	.32	.45	8.1	11.4	Tin+Black	328	100	5.84	2.6
173-61000	3/8	9.5	HEGEMIPV010	.32	.52	8.1	13.2	Tin+Black	164	50	9.6	4.4
173-61200	7/16	11.1	HEGEMIPV012	.40	.59	10.20	15.0	Tin+Black	164	50	10.6	4.8
173-61400	1/2	12.7	HEGEMIPV014	.47	.71	11.9	18.0	Tin+Black	328	100	12.8	5.8
173-61600	9/16	14.3	HEGEMIPV016	.55	.79	14.0	20.1	Tin+Black	328	100	15.9	7.2
173-61800	5/8	15.9	HEGEMIPV018	.63	.87	16.0	22.1	Tin+Black	164	50	17.3	7.8
173-62000	3/4	19.1	HEGEMIPV020	.71	.98	18.0	25.0	Tin+Black	164	50	22.1	10.0

Use Part No. for ordering and Type for specification.

Electromagnetic Helagaine

Helagaine (HEGEMIP) is a sleeving created from tin-plated copper and polyester threads that offers not only secure cable bundling but electromagnetic protection as well. The formulated mix of materials offers inside and outside abrasion resistance.



Application

Particularly suitable for applications with movement and little space; ideal for short-run cables found in electrical appliances and radio equipment.

Benefits

- Features a supporting inner tube that makes insertion of cable easier and protects the sleeve from deformation during transport.
- Attenuates electrical field interference.
- Provides electromagnetic and electrostatic shielding.
- Delivers added shielding in retrofit applications.
- Retains original form even when bent and twisted, unlike purely copper braids.

Material Data

Material	PET (Polyester) / Tin-Plated Copper (TNCU)
Flammability	UL 94-V2
Operating Temperature	-40°F to 347°F -40°C to 175°C
Melt Point	392°F / 200°C
Abrasion Protection	High
Recommended Cutting	Shears
EMI Requirements	10 KHz to 1 GHz according to CISPR25

Product Selection

	Nominal Size			Expansion Range		Expansion Range			Reel Length		Weight	
Part No.	in.	mm.	Type	(Min.) in.	(Max.) in.	(Min.) mm.	(Max.) mm.	Color	ft.	m.	lbs.	kg.
173-00400	1/8	3.2	**HEGEMIP04**	.16	.26	4.1	6.6	Tin+Black	328	100	4.74	2.2
173-00600	1/4	6.4	**HEGEMIP06**	.20	.40	5.1	10.2	Tin+Black	328	100	6.28	2.8
173-00800	5/16	7.9	**HEGEMIP08**	.32	.45	8.1	11.4	Tin+Black	328	100	5.84	2.6
173-01000	3/8	9.5	**HEGEMIP10**	.32	.52	8.1	13.2	Tin+Black	164	50	9.6	4.4
173-01200	7/16	11.1	**HEGEMIP12**	.40	.59	10.2	15.0	Tin+Black	164	50	10.6	4.8
173-01400	1/2	12.7	**HEGEMIP14**	.47	.71	11.9	18.0	Tin+Black	328	100	12.8	5.8
173-01600	9/16	14.3	**HEGEMIP16**	.55	.79	14.0	20.1	Tin+Black	328	100	15.9	7.2
173-01800	5/8	15.9	**HEGEMIP18**	.63	.87	16.0	22.1	Tin+Black	164	50	17.3	7.8
173-02000	3/4	19.1	**HEGEMIP20**	.71	.98	18.0	25.0	Tin+Black	164	50	22.1	10.0

Use Part No. for ordering and Type for specification.

Polyamide 6.6 Expandable Braided Sleeving - Black

A pliable yet durable nylon sleeve that delivers excellent protection against cuts, abrasions and excessive wear caused by repetitive motion.

Application

Used on hoses, pipes, wiring harnesses and cables installed in cars, trucks, military vehicles, trains and industrial equipment. Protects delicate wiring in engine compartments and near exhaust systems or used to organize wires and breakouts in electrical harnesses.

Benefits

- Resists fuels, salts and solvents, gasoline, and other common contaminants.
- Offers a tight, 12 mil braid that provides full coverage but will not rot or retain moisture.
- Performs well in wet applications and where abiding substrate has a smooth surface.
- Expands up to 150% of flat diameter for easy installation.

Material Data

Material	Polyamide 6.6 (Nylon)
Flammability	Non-Flammable
Operating Temperature	-49°F to 302°F -45°C to 150°C
Melt Point	491°F / 255°C
Abrasion Protection	High
Recommended Cutting	Hot Knife

Product Selection

	Nominal Size			Expansion Range		Expansion Range			Reel Length*		Weight	
Part No.	in.	mm.	Type	(Min.) in.	(Max.) in.	(Min.) mm.	(Max.) mm.	Color	ft.	m.	lbs.	kg.
170-03069	1/4	6.4	BSPA66140	.125	.375	3.2	9.5	Black	200	61.0	.60	.27
170-03027	1/2	12.7	BSPA66120	.375	.75	9.5	19.1	Black	100	30.5	1.03	.47
170-03028	3/4	19.1	BSPA66340	.50	1.25	12.7	31.8	Black	75	22.9	1.10	.50
170-03029	1	25.4	BSPA66100	.625	1.375	15.9	35.0	Black	50	15.2	.80	.36
170-03030	1-1/4	31.8	BSPA661140	.75	1.50	19.1	38.1	Black	50	15.2	.89	.40
Bulk Sized Reels												
170-03070	1/4	6.4	BSPA66140B	.125	.375	3.2	9.5	Black	1000	304.8	3.10	1.41
170-03046	1/2	12.7	BSPA66120B	.375	.75	9.5	19.1	Black	500	152.4	5.15	2.34
170-03047	3/4	19.1	BSPA66340B	.50	1.25	12.7	31.8	Black	250	76.2	3.68	1.67
170-03048	1	25.4	BSPA66100B	.625	1.375	15.9	35.0	Black	250	76.2	4.0	1.81
170-03049	1-1/4	31.8	BSPA661140B	.75	1.50	19.1	38.1	Black	250	76.2	4.50	4

Use Part No. for ordering and Type for specification. *Pre-cut lengths available upon request.

Need gray nylon color sleeving? Please ask about our Helagaine PA66 series.

Polyamide 6.6 Helagaine Expandable Braided Sleeving - Gray

Made from heat-stabilized monofilament strands, this lightweight protection is a tougher sleeving with excellent resistance to abrasion. Despite its sturdy composition, Helagaine is expandable and durable and can easily be applied over irregular surfaces.



Application

Suitable for automotive and transportation industry applications for the protection of sensitive cables and wires from abrasion.

Benefits

- Offers a strand diameter that is approximately 10% larger than that of polyester, allowing for greater expandability.
- Resists fuels, salts and solvents, gasoline, and other common contaminants.
- Performs well in wet applications and where abiding substrate has a smooth surface.

Material Data

Material	Polyamide 6.6 (PA66)
Flammability	UL 94-V2
Operating Temperature	-76°F to 302°F -60°C to 150°C
Melt Point	491°F / 255°C
Abrasion Protection	High
Recommended Cutting	Hot Knife

Product Selection

	Nominal Size			Expansion Range		Expansion Range			Reel Length		Weight	
Part No.	in.	mm.	Type	(Min.) in.	(Max.) in.	(Min.) mm.	(Max.) mm.	Color	ft.	m.	lbs.	kg.
170-20400	1/8	4	HEGPA6604	.12	.24	3.0	6.1	Gray	656	200.0	1.1	.50
170-20600	3/16	6	HEGPA6606	.16	.32	4.1	8.1	Gray	328	100.0	1.3	.59
170-20800	1/4	8	HEGPA6608	.20	.40	5.1	10.2	Gray	328	100.0	1.1	.50
170-21200	5/16	12	HEGPA6612	.32	.55	8.1	14.0	Gray	328	100.0	2.4	1.1
170-22000	3/4	20	HEGPA6620	.59	.91	15.0	23.1	Gray	164	50.3	3.1	1.41
170-22500	1	25	HEGPA6625	.71	1.10	18.0	28.0	Gray	164	50.3	3.9	1.77
170-23000	1-1/4	30	HEGPA6630	.98	1.26	24.9	32.0	Gray	164	50.3	4.9	2.22
170-25000	2	50	HEGPA6650	1.58	2.17	40.1	55.1	Gray	164	50.3	10.4	4.72

Use Part No. for ordering and Type for specification.

Split Wrap Braided Sleeving

A bundling and protection option with a lateral split and a semi-rigid braid configuration that is the ideal solution for circumstances where ease of installation is the primary concern. The lateral split allows the sleeving to open up to adjust to the bundling requirement while the 25% edge overlap folds back over the connector or splices.



Application

More flexible than spiral wraps or convoluted tubing, this product is a fast and easy option for adding protection in post-assembly or post-installation situations.

Benefits

- Needs no fasteners (i.e., tape, hook and loop, etc.).
- Bends to a tight radius without distortion or splitting open.
- Allows future access without disassembly.
- Withstands cuts, abrasions and tension.

Material Data

Material	PET (Polyester)
Flammability	UL 94-V0
Operating Temperature	-94°F to 257°F -70°C to 125°C
Melt Point	482°F / 250°C
Abrasion Protection	Medium
Recommended Cutting	Hot Knife

Installation Tool on page 23.

Product Selection

	Nominal Size			Wall Thickness			Reel Length*		Weight	
Part No.	in.	mm.	Type	in.	mm.	Color	ft.	m.	lbs.	kg.
170-03037	1/4	6.4	BSPSW140	.025	.64	Black	100	30.5	.60	.27
170-03024	1/2	12.7	BSPSW120	.025	.64	Black	75	22.9	1.05	.48
170-03038	3/4	19.1	BSPSW340	.025	.64	Black	50	15.2	.80	.36
170-03025	1	25.4	BSPSW100	.038	.97	Black	50	15.2	1.0	.45
Bulk Box										
170-03124	1/8	3.2	BSPSW180B	.024	.61	Black	400	121.9	.80	.36
170-03125	1/4	6.4	BSPSW140B	.025	.64	Black	200	61.0	1.2	.54
170-03126	1/2	12.7	BSPSW120B	.025	.64	Black	150	45.7	2.1	.95
170-03127	3/4	19.1	BSPSW340B	.025	.64	Black	100	30.5	1.6	.73
170-03128	1	25.4	BSPSW100B	.038	.97	Black	100	30.5	2.0	.91
170-03129	1-1/4	31.8	BSPSW1140B	.038	.97	Black	75	22.9	1.8	.82
170-03130	1-1/2	38.1	BSPSW1120B	.038	.97	Black	75	22.9	2.1	.95
170-03131	2	50.8	BSPSW200B	.038	.97	Black	50	15.2	1.8	.82
Large Bulk Sized Reels										
170-03132	1/8	3.2	BSPSW180LB	.024	.61	Black	10,000	3,048.8	20.0	9.0
170-03133	1/4	6.4	BSPSW140LB	.025	.64	Black	3,000	914.4	18.0	8.2
170-03134	1/2	12.7	BSPSW120LB	.025	.64	Black	1,200	365.8	12.0	5.4
170-03135	3/4	19.05	BSPSW340LB	.025	.64	Black	500	152.4	16.8	7.6
170-03136	1	25.4	BSPSW100LB	.038	.97	Black	400	121.9	8.0	3.6
170-03137	1-1/4	31.8	BSPSW140LB	.038	.97	Black	300	91.4	8.0	3.6
170-03138	1-1/2	38.1	BSPSW1120LB	.038	.97	Black	200	61.0	7.2	3.3
170-03139	2	50.8	BSPSW200LB	.038	.97	Black	150	45.7	5.4	2.4

Use Part No. for ordering and Type for specification. *Additional sizes available upon request.

Split Wrap Braided Sleeving - Orange

Used for safety identification, this bundling and protection option also offers a lateral split and a semi-rigid braid configuration that wraps around the bundle assembly without requiring any fasteners, such as hook & loop, cables ties or tape.



Application

A non-expandable product that is the uncomplicated option for adding protection and identification in electrical-powered vehicles, aircraft and automotive applications.

Benefits

- Contains the same physical properties of the General Purpose Black Split Wrap product.
- Needs no fasteners (i.e., tape, hook and loop, etc.).
- Bends to a tight radius without distortion or splitting open.
- Adapts easily and will not impair the flexibility of the harness assembly, nor will it fracture under stress.

Installation Tool on page 23.

Material Data

Material	PET (Polyester)
Flammability	UL 94-V0
Operating Temperature	-94°F to 257°F -70°C to 125°C
Melt Point	482°F / 250°C
Abrasion Protection	Medium
Recommended Cutting	Hot Knife

Product Selection

	Nominal Size			Wall Thickness			Reel Length		Weight	
Part No.	in.	mm.	Type	in.	mm.	Color	ft.	m.	lbs.	kg.
170-03082	1/4	6.4	BSPSW143B	.025	.64	Orange	200	61.0	1.2	.54
170-03083	1/2	12.7	BSPSW123B	.025	.64	Orange	150	45.7	2.1	.95
170-03084	3/4	19.1	BSPSW343B	.025	.64	Orange	100	30.5	1.6	.73
170-03085	1	25.4	BSPSW103B	.038	.97	Orange	100	30.5	2.0	.91
170-03086	1-1/4	31.8	BSPSW1143B	.038	.97	Orange	75	22.9	1.8	.82
170-03087	1-1/2	38.1	BSPSW1123B	.038	.97	Orange	75	22.9	2.1	.95
170-03088	2	50.8	BSPSW203B	.038	.97	Orange	50	15.2	1.8	.82

Use Part No. for ordering and Type for specification.

Hook & Loop Expandable Braided Sleeving

Designed for the quick and easy management of wires, this expandable sleeving has an internal hook and loop strap that is able to adhere to its outer PET braid, delivering flexibility that allows it to fit around odd-shaped connectors. Its color-matched hook-and-loop closure provides for an easy on-and-off installation, as well as instant and convenient access for harness break-outs and networks.

Application

When component disassembly is not an option or when frequent access to bundles wires or cables is essential. The primary application for this sleeving is the wrapping and bunching of cables in a deployed situation (i.e., location recordings).

Benefits

- Conforms to irregular shapes and contours.
- Wraps effortlessly over a cable bundle and closes; readily reopens.
- Saves time, allows those working on cables to easily splice or combine wires.
- Offers PET yarn construction for excellent protection against cuts and abrasions.

Material Data

Material	PET (Polyester)
Flammability	UL 94-VO
Operating Temperature	94°F to 257°F -70°C to 125°C
Melt Point	482°F / 250°C
Abrasion Protection	Medium
Recommended Cutting	Hot Knife

Product Selection

	Nominal Size			Wall Thickness			Reel Length		Weight	
Part No.	in.	mm.	Type	in.	mm.	Color	ft.	m.	lbs.	kg.
170-03148	1/2	12.7	BSHKLP120B	.25	6.4	Black	100	30.5	1.3	.60
170-03149	3/4	19.1	BSHKLP340B	.63	16.0	Black	100	30.5	1.8	.82
170-03150	1-1/4	31.8	BSHKLP1140B	.63	16.0	Black	100	30.5	2.3	1.04
170-03151	2	50.8	BSHKLP200B	.63	16.0	Black	100	30.5	3.2	1.45
170-03152	2.5	63.5	BSHKLP212B	.63	16.0	Black	100	30.5	3.75	1.7

Use Part No. for ordering and Type for specification.

Plenum Rated Halar® Expandable Braided Sleeving

Halar® self-extinguishing sleeving is used where flammability, high temperature endurance and low outgassing are the concern. This sleeving is made from strands of high temperature, flame resistant Halar monofilaments that are able to resist a wide range of corrosive chemicals and organic solvents.



Application

Its low flame spread and smoke generation properties make it the perfect option for use in technologically-advanced applications, such as those in the automotive, aerospace and vital military markets.

Benefits

- Resists gasoline and engine chemicals.
- Exceeds automotive industry requirements of FMVSS 302 as well as aviation industry requirements of FAR 25.
- Expands up to 150% for economical and expeditious installation.
- Withstands abrasion and won't degrade when exposed to Cobalt 60 radiation conditions.
- Meets UL 2024 and NFPA 262 specifications for plenum applications.

Material Data

Material	Ethylene Chlorotriflouroethylene Monofilament (ECTFE)
Flammability	UL VW-1
Operating Temperature	-103°F to 302°F -75°C to 150°C
Melt Point	482°F / 250°C
Abrasion Protection	Medium
Recommended Cutting	Hot Knife

Product Selection

	Nominal Size			Expansion Range		Expansion Range			Reel Length		Weight	
Part No.	in.	mm.	Type	(Min.) in.	(Max.) in.	(Min.) mm.	(Max.) mm.	Color	ft.	m.	lbs.	kg.
170-03098	1/8	3.2	BSHLR180	.094	.25	2.4	6.4	Black	225	68.6	.6	.27
170-03100	1/4	6.4	BSHLR140	.125	.437	3.2	11.1	Black	200	61.0	.8	.36
170-03102	3/8	9.5	BSHLR380	.187	.625	4.7	15.9	Black	125	38.1	1.1	.50
170-03104	1/2	12.7	BSHLR120	.25	.75	6.4	19.1	Black	100	30.5	1.1	.50
170-03106	3/4	19.1	BSHLR340	.50	1.25	12.7	31.8	Black	75	22.9	1.3	.60
170-03108	1	25..4	BSHLR100	.625	1.625	15.9	41.3	Black	65	19.8	1.4	.64
170-03110	1-1/4	31.8	BSHLR1140	.75	1.75	19.1	44.5	Black	50	15.2	1.3	.60
170-03112	1-3/4	44.4	BSHLR1340	1.25	2.75	31.8	69.9	Black	30	9.1	1.3	.60
170-03114	2	50.8	BSHLR200	1.50	3.50	38.1	88.9	Black	50	15.2	2.3	1.04
170-03099	1/8	3.2	BSHLR1810	.094	.25	2.4	6.4	White	225	68.6	.6	.27
170-03101	1/4	6.4	BSHLR1410	.125	.437	3.2	11.1	White	200	61.0	.8	.36
170-03103	3/8	9.5	BSHLR3810	.187	.625	4.8	15.9	White	125	38.1	1.1	.50
170-03105	1/2	12.7	BSHLR1210	.25	.75	6.4	19.1	White	100	30.5	1.1	.50
170-03107	3/4	19.1	BSHLR3410	.50	1.25	12.7	31.8	White	75	22.9	1.3	.60
170-03109	1	25.4	BSHLR1010	.625	1.625	15.9	41.3	White	65	19.8	1.4	.64
170-03111	1-1/4	31.8	BSHLR11410	.75	1.75	19.1	44.5	White	50	15.2	1.3	.60
170-03113	1-3/4	44.4	BSHLR13410	1.25	2.75	31.8	69.9	White	30	9.1	1.3	.60
170-03115	2	50.8	BSHLR2010	1.50	3.50	38.1	88.9	White	50	15.2	2.3	1.04

Use Part No. for ordering and Type for specification.
Halar® is a registered trademark of the Solvey Solexis Corporation.
Halar product is produced on 8" diameter mini spools, which will not fit in merchandising display.

Extreme High Temperature Resin Saturated Fiberglass Expandable Briaded Sleeving

An extremely high-temperature resistant sleeve designed as protection for wires and cables subjected to continuous temperature variations, vibration, abrasion, and mechanical stress.

Application

Perfect for engine manifolds and exhaust systems or any application where fire and exceeding temperatures create a hazard to workforce and equipment.

Benefits

- Provides thermal protection up to 1,200°F.
- Maintains its tight structure under extreme shaking, scraping, pressure and varying temperature conditions.
- Cuts cleanly with scissors and installs easily.
- Comes in a wide range of diameters.

Material Data

Material	Resin Saturated Fiberglass
Flammability	UL VW-1
Operating Temperature	-94°F to 1,202°F -70°C to 650°C
Melt Point	2,048°F / 1,120°C
Abrasion Protection	Very High
Recommended Cutting	Scissors

Product Selection

	Nominal Size			Wall Thickness		Maximum Diameter			Reel Length		Weight	
Part No.	**in.**	**mm.**	**Type**	**in.**	**mm.**	**in.**	**mm.**	**Color**	**ft.**	**m.**	**lbs.**	**kg.**
170-03058	1/4	6.4	**BSHTFG140**	.031	.79	.375	9.5	Black	50	15.2	1.0	.45
170-03059	1/2	12.7	**BSHTFG120**	.046	1.67	.75	19.1	Black	50	15.2	2.4	1.1
170-03060	3/4	19.1	**BSHTFG340**	.046	1.67	1.125	28.6	Black	50	15.2	3.2	1.5
170-03061	1	25.4	**BSHTFG100**	.057	1.45	1.625	41.3	Black	25	7.6	2.6	1.2
Bulk Sized Reels												
170-03050	1/4	6.4	**BSHTFG140B**	.031	.79	.375	9.5	Black	200	61.0	4.0	1.81
170-03051	1/2	12.7	**BSHTFG120B**	.046	1.17	.75	19.1	Black	200	61.0	9.6	4.35
170-03052	3/4	19.1	**BSHTFG340B**	.046	17	1.125	28.6	Black	200	61.0	12.8	5.81
170-03053	1	25.4	**BSHTFG100B**	.057	1.45	1.625	41.3	Black	100	30.5	10.5	4.76

Use Part No. for ordering and Type for specification.

High Temperature Nomex® Expandable Braided Sleeving

Manufactured with densely woven aramid fibers, this soft and flexible sleeving is self-extinguishing and is able to withstand temperatures reaching up to 662°F.



Application

Excellent for use in extremely harsh environments including those with exposure to direct flame, high temperatures, as well as Beta, Gamma and X-ray radiation – in particular, military and aerospace wiring and harnessing applications.

Benefits

- Does not melt and is unaffected by most acids.
- Provides excellent thermal stability against flames.
- Meets FMVSS 302 approval for use in automotive engineering.
- Cuts with ordinary scissors which reduces assembly time.

Material Data

Material	Polyaramid Polymetaphenylene Isophthalamide
Flammability	Non-Flammable
Operating Temperature	-320°F to 662°F -196°C to 350°C
Melt Point	N/A
Abrasion Protection	Low
Recommended Cutting	Scissors

Product Selection

	Nominal Size			Expansion Range		Expansion Range			Reel Length		Weight	
Part No.	in.	mm.	Type	(Min.) in.	(Max.) in.	(Min.) mm.	(Max.) mm.	Color	ft.	m.	lbs.	kg.
170-03158	1/8	3.2	BSNMX185B	.062	.25	1.6	6.4	Green	100	30.5	.12	.05
170-03159	1/4	6.4	BSNMX145B	.125	.312	3.2	7.9	Green	100	30.5	.50	.23
170-03160	3/8	9.5	BSNMX385B	.25	.50	6.4	12.7	Green	100	30.5	.67	.30
170-03161	1/2	12.7	BSNMX125B	.312	.625	7.9	15.9	Green	100	30.5	.91	.41
170-03162	3/4	19.1	BSNMX345B	.562	1	14.3	25.4	Green	100	30.5	1.34	.61
170-03163	1	25.4	BSNMX105B	.75	1.12	19.1	28.6	Green	100	30.5	2.42	1.1
170-03164	1-1/4	31.8	BSNMX1145B	1	1.5	25.4	38.1	Green	100	30.5	3.49	1.58
170-03165	1-1/2	38.1	BSNMX1125B	1.25	1.75	31.8	44.4	Green	100	30.5	4.03	1.83
170-03166	1-3/4	44.4	BSNMX1345B	1.50	2	38.1	50.9	Green	100	30.5	4.76	2.16

Use Part No. for ordering and Type for specification.
Nomex® is a registered trademark of the DuPont Corporation.

High Temperature Aluminum Laminated Fiberglass Sleeving

A tubular shaped product that combines the protection of bonded aluminum and fiberglass into a single solution that is able to reflect radiant heat away from the sensitive contents inside the tube.

Application

Terrific for applications when appearance and insulation are important for protecting delicate wire bundles, cables and hoses from damage caused by nearby exhaust pipes, headers or heat-generating components.

Benefits

- Adds a layer of protection that prevents scraping; cut and abrasion resistant.
- Resists gasoline and engine chemicals.
- Creates an insulation barrier for vulnerable cable and wire materials within high-temperature environments.
- Cuts cleanly with scissors.

Material Data

Material	Bonded Aluminum + Fiberglass
Flammability	Non-Flammable
Operating Temperature	-76°F to 491°F -60°C to 255°C
Melt Point	2,048°F / 1,120°C
Abrasion Protection	N/A
Recommended Cutting	Scissors

Product Selection

	Nominal Size*			Wall Thickness ± .006 in.		Maximum Diameter			Reel Length		Weight	
Part No.	in.	mm.	Type	in.	mm.	in.	mm.	Color	ft.	m.	lbs.	kg.
170-03062	1/2	12.7	BSHTTST12SR	.025	.64	.437	11.1	Silver	100	30.5	2.6	1.2
170-03063	3/4	19.1	BSHTTST34SR	.025	.64	.687	17.4	Silver	100	30.5	3.5	1.6
170-03064	1	25.4	BSHTTST10SR	.025	.64	.937	23.8	Silver	100	30.5	4.5	2.0
170-03065	1-3/4	44.5	BSHTTST134SR	.025	.64	1.687	42.8	Silver	50	15.2	3.7	1.7
170-03097	2-1/2	63.5	BSHTTST212SR	.025	.64	2.375	60.3	Silver	50	15.2	5.05	2.3
Bulk Sized Reels												
170-03054	1/2	12.7	BSHTTST12SRB	.025	.64	.437	11.1	Silver	250	76.2	6.37	2.90
170-03055	3/4	19.1	BSHTTST34SRB	.025	.64	.687	17.4	Silver	250	76.2	8.62	3.91
170-03056	1	25.4	BSHTTST10SRB	.025	.64	.937	23.8	Silver	250	76.2	11.2	5.08
170-03057	1-3/4	44.5	BSHTTST134SRB	.025	.64	1.687	42.8	Silver	100	30.5	7.40	3.36

Use Part No. for ordering and Type for specification. *Nominal size measures external diameter of sleeving.

Merchandising Display Rack

Designed to save space and provide easy access when dispensing braided sleeving, this unit allows for the efficient handling and management of sleeving.



- Simplifies cut-to-length counter sales.
- Dispenses easily from preformed slot.
- Includes mounting hardware.
- Constructed of durable ABS plastic.
- Holds six standard-sized spools; drop-in reels sold separately.
- Dimensions: 23.5”(W) x 10”(D) x 6”(H)

Product Selection

Part No.	Type	Color
170-03031	**BSDISPLAY**	Black

Use Part No. for ordering and Type for specification.

Split Wrap Installation Tool

Use this wire loom tool to guide a cable or insert a cable harness inside the split wrap loom tube. Eases addition and removal of wires quickly and easily while protecting installer hands from cuts.

Product Selection

Part No.	Size	Type	Description
170-03067	1/4”	**BSWTOOL14**	1/4” Split Wrap Installation Tool
170-03032	1/2”	**BSWTOOL12**	1/2” Split Wrap Installation Tool
170-03068	3/4”	**BSWTOOL34**	3/4” Split Wrap Installation Tool
170-03033	1”	**BSWTOOL1**	1” Split Wrap Installation Tool

Use Part No. for ordering and Type for specification.

Bench and Handheld Hot Knife Tools

For the best results during sleeving installation, the sleeving should be cut with a hot knife.



Bench Mount Braided Sleeve Hot Knife

- Designed for production Environments
- Uses 2.5” blade
- Lighted power switch
- Heats to 1,112°F in 30 sec.
- 110 volt operation
- Replaceable blades

Handheld Braided Sleeve Hot Knife

- Trigger switch
- Heats quickly
- 110 volt operation
- Replaceable blades

Product Selection

Part No.	Type	Color	Description
170-03039	**BSBHK**	White	Bench Mount Braided Sleeve Hot Knife
170-03040	**BSPHK**	Black	Handheld Braided Sleeve Hot Knife

Use Part No. for ordering and Type for specification.

HellermannTyton North American Corporate Headquarters
7930 N. Faulkner Rd. P.O. Box 245017
Milwaukee, WI 53224-9517
Phone: 414.355.1130, 1.800.537.1512
Fax: 414.355.7341, 1.800.848.9866
Email: corp@htamericas.com
TS16949, ISO 9001 and ISO 14001 certified

HellermannTyton Canada
Unit #4, 205 Industrial Parkway North
Aurora, Ontario L4G 4C4 Canada
email: sales@hellermanntyton.ca
Phone: 1.800.661.2461
Fax: 1.800.390.3904
Email: sales@hellermanntyton.ca

HellermannTyton Mexico
Anillo Periferico Sur 7980 Edificio 2 - D
Parque Industrial Tecnologico II
Tlaquepaque, Jalisco, Mexico 45600
Phone: 011-52-33-3-133-9880
Fax: 011-52-33-3-133-9861
Email: info@hellermanntyton.com.mx

LITPDEFS
Rev. 6
© HellermannTyton
July 2011
Printed in the USA

www.hellermann.tyton.com

HellermannTyton