

Product Number

XXXXX-YYT LF

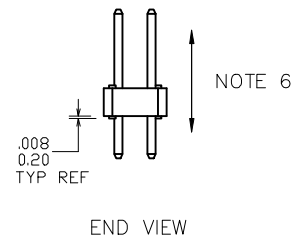
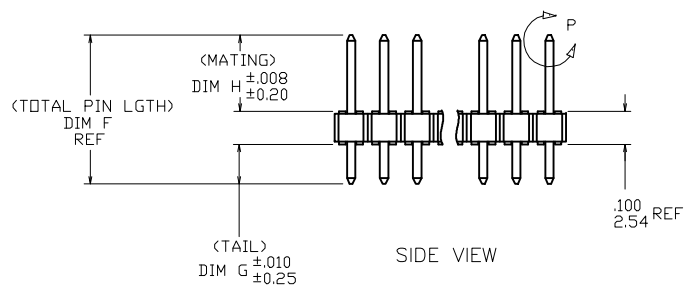
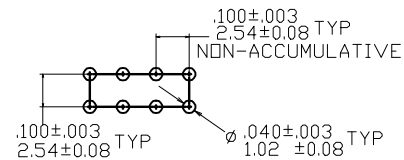
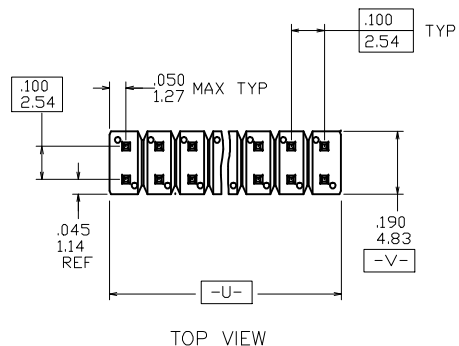
LEAD FREE OPTION
SEE NOTE 9 & 10

TUBE PACKAGING OPTION
SEE NOTE 8

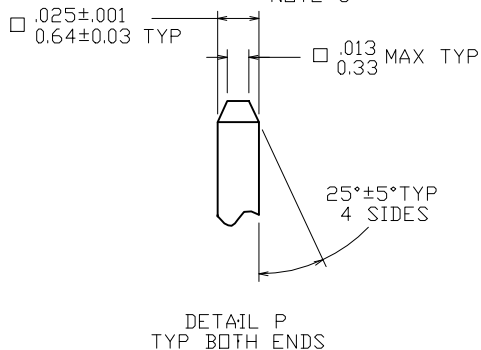
NO. OF POSITIONS
SEE NOTE 4

PLATING NUMBER
SEE SHEET 2

BASE PART NO.



⊕ ∅ .020/0.51 (M) U (M) V (S)
NOTE 5

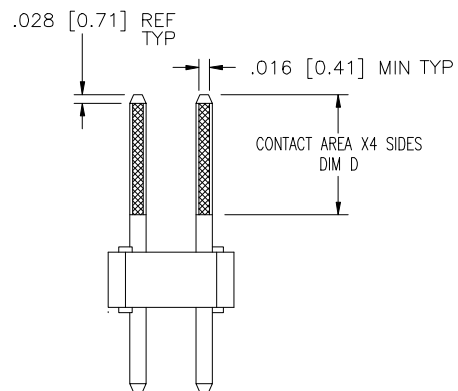


mat'l. code				surface	tolerance	projection	product family
-				ISO 1302	ISO 1101	ISO 1302	BERGSTIK
ltr	ecp no	dr	date	tolerances unless otherwise specified			title
E	v20273	GIP	02/14/02	angles	linear	INCH/MM	BERGSTIK® II HEADER DUPLEX
F	v20888	LP	2/14/02				.100/2.54cc DR STRAIGHT
G	v03-0962	LP	8/29/03	0°±2'		scale 2:1	
H	m05-0118	ERE	6/02/05	dr	T. BREWBAKER	5/26/94	dwg no
J	m06-0270	AEA	7/14/06	engr	T. HANNA	5/26/94	sheet 1 of 3 size
K	m06-0346	MHT	9/04/06	chr	J. MURPHY	5/26/94	A3
L	m08-0291	MHT	10/08/08	appd	T. HANNA	5/26/94	type
sheet	revision	L	L	L			Product Customer Drawing
index	sheet	1	2	3			

PLATING NUMBER	Contact Area "Dim D" (NOTE 3)
XXXXX-1YY	30u"/0.76u Au OVER 50u"/1.27u Ni
XXXXX-2YY	15u"/0.38u Au OVER 50u"/1.27u Ni

NOTES

- ① BODY MATERIAL: GLASS FIBER REINFORCED PCT FLAME RETARDANT PER UL-94V-O. COLOR: BLACK.
OR
MINERAL FILLED LCP FLAME RETARDANT PER UL-94V-O. COLOR: BLACK.
- ② PIN MATERIAL: PHOS-BRONZE.
- ③ FINISH:
CONTACT AREA: SEE TABLE
SOLDER TAIL: 100u"/2.54u TIN OVER 50u"/1.27u Ni
LEAD FREE OPTION:
SOLDER TAIL: 100u"/2.54u TIN OVER 50u"/1.27u Ni
- ④ ANY NUMBER OF POSITIONS FROM 2 (2X1) THRU 72 (2X36).
- ⑤ MEASURED WITH PART IN RESTRAINED CONDITION.
- ⑥ 2LBS/0.9KG MIN PIN RETENTION IN EITHER DIRECTION.
7. PACKAGED IN POLY BAGS.
- ⑧ EIGHT DIGIT PART NUMBERS FOLLOWED BY A "T" ARE PACKAGED IN TUBES. SEE SPECIFIC PART NUMBERS FOR AVAILABILITY.
- ⑨ ADD "LF" SUFFIX AT THE END OF PART NUMBER FOR LEAD FREE OPTION.
- ⑩ THIS PRODUCT MEETS EUROPEAN UNION DIRECTIVES AND OTHER COUNTRY REGULATION AS DESCRIBED IN GS-22-008.
11. THE HOUSING WILL WITHSTAND EXPOSURE TO 260°C PEAK TEMPERATURE FOR 20 SECONDS IN A CONVECTION, INFRA-RED OR VAPOR PHASE REFLOW OVEN. OR FOR 15 SECONDS IN A WAVE SOLDER APPLICATION WITH A 1.5mm MINIMUM THICK CIRCUIT BOARD. SEE APPLICATION NOTES/PROCEDURES IF THEY ARE AVAILABLE.



END VIEW

mat'l. code				surface ISO 1902		tolerance ISO 406 ISO 1101		projection		product family BERGSTIK			
ltr ecn no dr date				tolerances unless otherwise specified				INCH/MM		title BERGSTIK® II HEADER DUPLEX .100/2.54cc DR STRAIGHT			
L				angles		linear		scale 2:1		dwg no 94644 sheet 2 of 3 size A3			
				0°±2'		.XXX±.01/.XXX±0.3 .XXX±.006/.XXX±0.13 .XXX±.0020/.XXX±0.051		FCJ					
dr				T. BREWBAKER		5/26/94				type Product Customer Drawing			
engr				T. HANNA		5/26/94							
chr				J. MURPHY		5/26/94							
appd				T. HANNA		5/26/94							
sheet index		revision sheet											

PRODUCT NO.	1 TOTAL PIN LENGTH		2 TAIL LENGTH		3 MATING LENGTH		4 CONTACT AREA		
NOTE 9	DIM F	DIM F	DIM G	DIM G	DIM H	DIM H	DIM D	DIM D	
	ENGLISH	METRIC	ENGLISH	METRIC	ENGLISH	METRIC	ENGLISH	METRIC	PACKAGING
55853-YYY	0.595	15.11	0.185	4.70	0.310	7.87	0.262	6.65	POLYBAGS
73587-YYY	0.830	21.08	0.365	9.27	0.365	9.27	0.200	5.08	POLYBAGS
94644-YYY	0.425	10.80	0.095	2.41	0.230	5.84	0.185	4.70	POLYBAGS
94656-YYY	0.450	11.43	0.120	3.05	0.230	5.84	0.185	4.70	POLYBAGS
94657-YYY	0.525	13.34	0.107	2.72	0.318	8.08	0.200	5.08	POLYBAGS
94658-YYY	0.568	14.43	0.150	3.81	0.318	8.08	0.200	5.08	POLYBAGS
94683-YYY	0.480	12.19	0.150	3.81	0.230	5.84	0.185	4.70	POLYBAGS
58480-YYY				NOT AVAILABLE					
55853-YYLFF	0.595	15.11	0.185	4.70	0.310	7.87	0.262	6.65	POLYBAGS
73587-YYLFF	0.830	21.08	0.365	9.27	0.365	9.27	0.200	5.08	POLYBAGS
94644-YYLFF	0.425	10.80	0.095	2.41	0.230	5.84	0.185	4.70	POLYBAGS
94656-YYLFF	0.450	11.43	0.120	3.05	0.230	5.84	0.185	4.70	POLYBAGS
94657-YYLFF	0.525	13.34	0.107	2.72	0.318	8.08	0.200	5.08	POLYBAGS
94658-YYLFF	0.568	14.43	0.150	3.81	0.318	8.08	0.200	5.08	POLYBAGS
94683-YYLFF	0.480	12.19	0.150	3.81	0.230	5.84	0.185	4.70	POLYBAGS
58480-YYY				NOT AVAILABLE					

mat'l. code				surface ISO 1302		tolerance ISO 406 ISO 1101		projection		product family BERGSTIK	
ltr	ecp no	dr	date	tolerances unless otherwise specified							
L				angles		linear		INCH/MM		title BERGSTIK® II HEADER DUPLEX .100/2.54cc DR STRAIGHT	
				0°±2'		XXX±.01/XX±0.3 XXX±.005/XX±0.13 XXX±.0020/XXX±0.051		scale 2:1		dwg no 94644	
				dr		T. BREWBAKER		5/26/94		sheet 3 of 3 size A3	
				engr		T. HANNA		5/26/94			
				chr		J. MURPHY		5/26/94			
				appd		T. HANNA		5/26/94		type Product Customer Drawing	
sheet index	revision sheet										

Mouser Electronics

Authorized Distributor

Click to View Pricing, Inventory, Delivery & Lifecycle Information:

FCI:

[94656-160LF](#) [94644-110LF](#)