



Infineon® XWAY™ TANTOS

L2 Seven Port 10/100Mbit/s Ethernet Switch Controller

XWAY™ TANTOS is the next generation of high performance, high integration seven-port Ethernet Switch Controller especially designed for digital home applications such as ADSL/VDSL router, wireless router, EPON/GPON router, IAD, IP set-top-box, HomePNA/HomePlug, VoIP and video applications.

The XWAY™ TANTOS provides most advanced Ethernet Switch Controller functions including priority features by Port-Base, VLAN, UDP/ TCP destination port number, ranged UDP/TCP port and IP TOS field checking. With its 802.1p (QoS), Layer4 QoS, 802.1q (VLAN), security, bandwidth control/ guarantee, port mirror, IGMP and management functions, the XWAY™ TANTOS meets perfectly customer requirements on multimedia applications. Each output port comprises of four queues in the way of programmable rate fairness queuing, strictly and assign bandwidth to fit the bandwidth demand on various packet types such as voice, video and data. In addition, F 802.1Q, Tag/ Untag and up to 16 groups of VLAN are also part of the XWAY™ TANTOS feature set.

To build internet access and to prevent un-authorized or multiple users sharing one port traffic, the XWAY™ TANTOS performs security and port locking functions.

Applications

- ADSL2+, VDSL2, wireless, wire and gateway
- IP set-top-box and IPTV
- FTTH PON, voice, video, NAS applications
- HomePlug/HomePNA/MoCA router
- Web management switch for cyber home

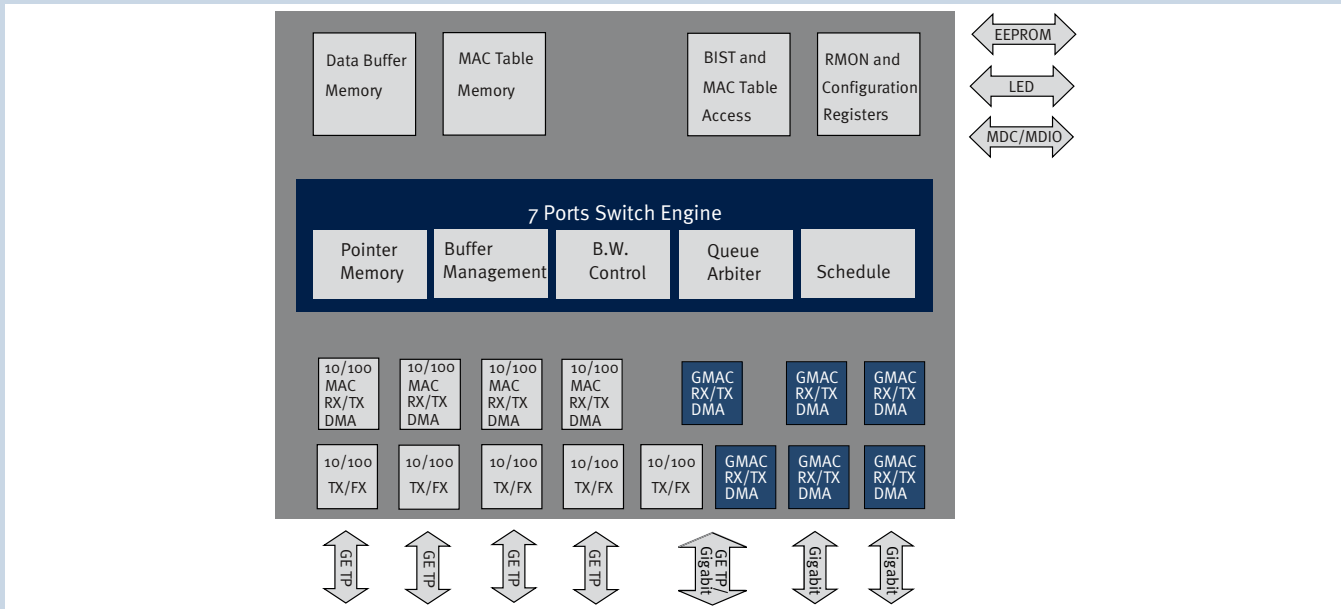
Main Features

- Five 10M/ 100M ports with TX/FX interfaces and three RGMII/GMII/TMII/ MII MAC port
- 2K MAC address tables
- Four queues for QoS priority features by Port-Base, TCP/UDP destination port application-based, diffserv, 802.1p, IP TOS of packets and ranged TCP/
- UDP port
- Four queues mechanism include Weight Round Robin, strictly & assign bandwidth
- Supports packet lengths up to 1518/ 1522 (Default)/ 1536 bytes in maximum
- Scalable ingress per port bandwidth control (Step = 64K, up to 100M)
- Broadcast/ Multicast storm suppression
- 802.1Q VLAN: Up to 16 VLAN groups are implemented by full 12 bits
- PPPoE Video Packet Processing
- Support management RMON counter
- IGMP V1/V2/V3 & IPv6 MLD 1/2
- 32 hardware IGMP table (multicast table) with HW join and fast leave
- Support ACL: MAC address, Ether Type, Reserved 802.1D address, TCP/ UDP SA/ DA Port, protocol ID
- Supports 802.1x security function
- Support quick spanning tree protocol, port mirror
- Support special tag for easy packet control
- 100 pins/225 pins, 1.5V/1.8V/ 3.3V power source

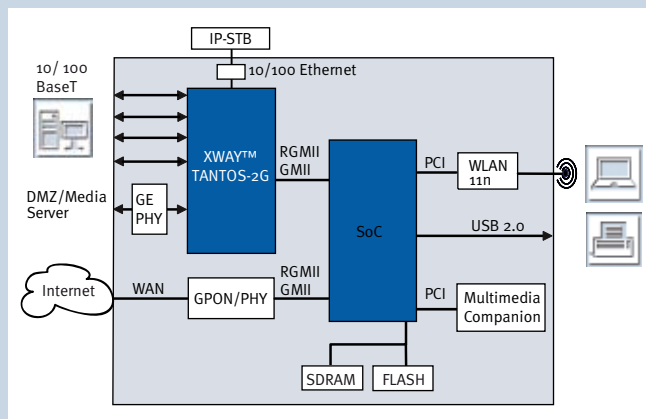
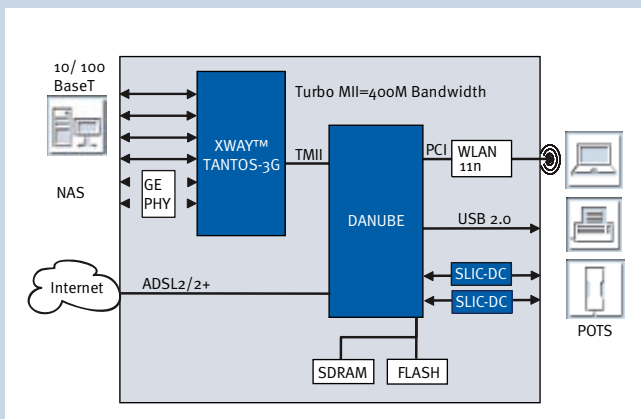
Infineon® XWAY™ TANTOS

L2 Seven Port 10/100Mbit/s Ethernet Switch Controller

XWAY™ TANTOS Block Diagram



XWAY™ Application Examples



Product Summary

Type	Sales Code	Description	Package
XWAY™ TANTOS-0G	PSB 6970	Five 100/ 10 TP/ FX plus two TMII/ MII	P/PG-LQFP-100
XWAY™ TANTOS-2G	PSB 6972	Five 100/ 10 TP/ FX plus two RGMII/ TMII/ MII	P/PG-LQFP-100
XWAY™ TANTOS-3G	PSB/PSF 6973	Four/ Five 100/ 10 TX/ FX plus three/ two RGMII/ GMII/ TMII/ MII	P/PG-LFBGA-225

How to reach us:
<http://www.infineon.com>

Published by
 Infineon Technologies AG
 81726 Munich, Germany

© 2008 Infineon Technologies AG
 All Rights Reserved.

Legal Disclaimer The information given in this Product Brief shall in no event be regarded as a guarantee of conditions or characteristics. With respect to any examples or hints given herein, any typical values stated herein and/or any information regarding the application of the device, Infineon Technologies hereby disclaims any and all warranties and liabilities of any kind, including without limitation, warranties of non-infringement of intellectual property rights of any third party.

Information For further information on technology, delivery terms and conditions and prices, please contact the nearest Infineon Technologies Office (www.infineon.com).

Warnings Due to technical requirements, components may contain dangerous substances. For information on the types in question, please contact the nearest Infineon Technologies Office. Infineon Technologies components may be used in life-support devices or systems only with the express written approval of Infineon Technologies, if a failure of such components can reasonably be expected to cause the failure of that life-support device or system or to affect the safety or effectiveness of that device or system. Life support devices or systems are intended to be implanted in the human body or to support and/or maintain and sustain and/or protect human life. If they fail, it is reasonable to assume that the health of the user or other persons may be endangered.