



Micro Commercial Components  
 21201 Itasca Street Chatsworth  
 CA 91311  
 Phone: (818) 701-4933  
 Fax: (818) 701-4939

# RL251GP THRU RL257GP

## 2.5 Amp Glass Passivated Rectifier 50-1000 Volts

### Features

- Plastic package has Underwriters Laboratory Flammability Classification 94V-0 utilizing Flame retardant epoxy molding compound
- 2.5 ampere operation at  $T_A=55^\circ\text{C}$  with no thermal runaway
- Glass passivated junction in R-3 package

### Maximum Ratings

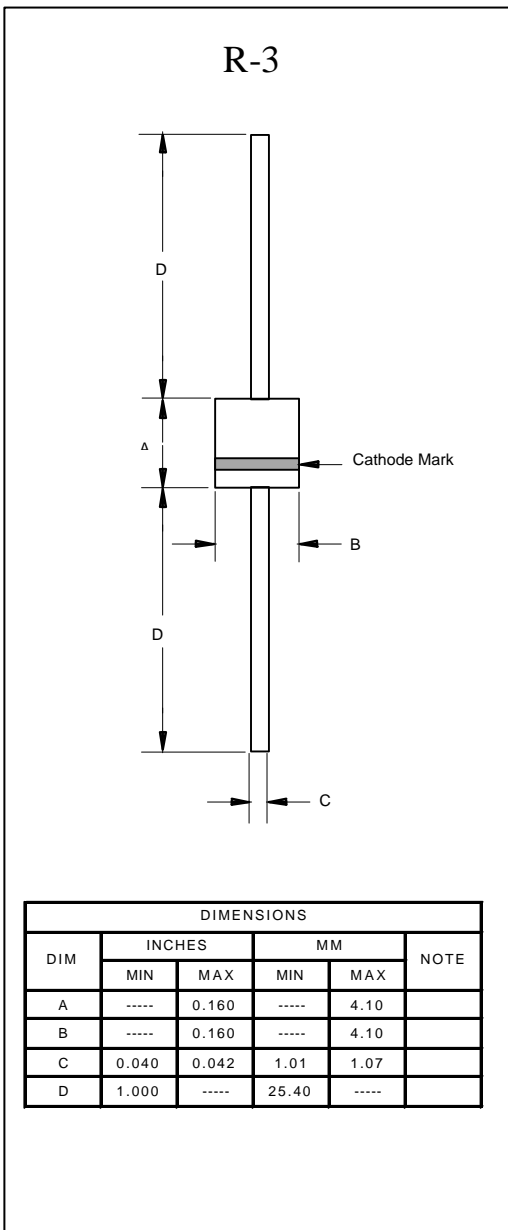
- Operating Temperature:  $-55^\circ\text{C}$  to  $+150^\circ\text{C}$
- Storage Temperature:  $-55^\circ\text{C}$  to  $+150^\circ\text{C}$
- Maximum Thermal Resistance;  $25^\circ\text{C/W}$  Junction To Lead

MCC Catalog Number	Device Marking	Maximum Recurrent Peak Reverse Voltage	Maximum RMS Voltage	Maximum DC Blocking Voltage
RL251GP	---	50V	35V	50V
RL252GP	---	100V	70V	100V
RL253GP	---	200V	140V	200V
RL254GP	---	400V	280V	400V
RL255GP	---	600V	420V	600V
RL256GP	---	800V	560V	800V
RL257GP	---	1000V	700V	1000V

### Electrical Characteristics @ $25^\circ\text{C}$ Unless Otherwise Specified

Average Forward Current	$I_{F(AV)}$	2.5A	$T_A=55^\circ\text{C}$
Peak Forward Surge Current	$I_{FSM}$	70A	8.3mS Sina half
Maximum Instantaneous Forward Voltage	$V_F$	1.1V	$T_A=25^\circ\text{C}$ , $I_F=2.5\text{A}$
Maximum DC Reverse Current At Rated DC Blocking Voltage	$I_R$	5.0uA 50uA	$T_A=25^\circ\text{C}$ $T_A=100^\circ\text{C}$
Typical Junction Capacitance	$C_J$	40pF	Measured at 1.0MHz; $V_R=4.0\text{V}$

\*Pulse test: Pulse width 300 sec, Duty cycle 1%



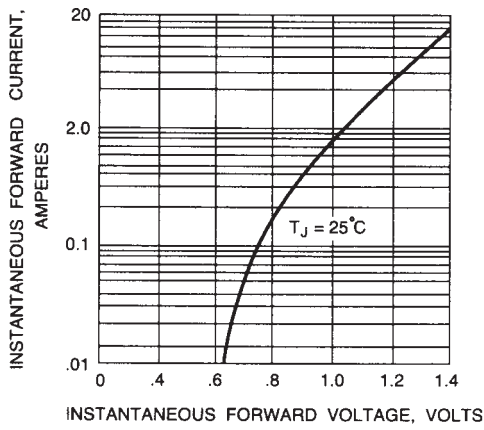


Fig. 1 - TYPICAL FORWARD CHARACTERISTICS

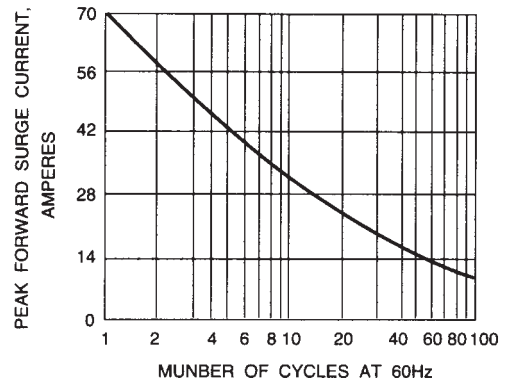


Fig. 2 - PEAK FORWARD SURGE CURRENT

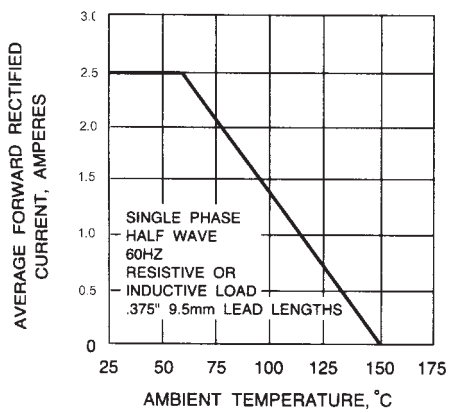


Fig. 3 - FORWARD CURRENT DERATING CURVE

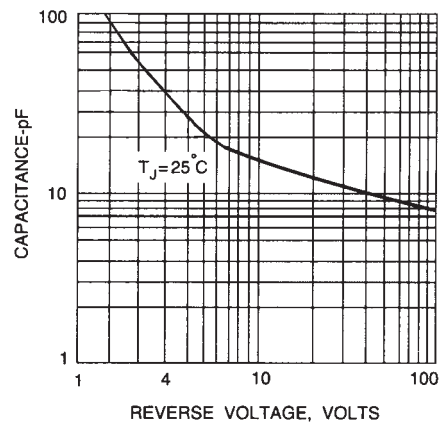


Fig. 4 - TYPICAL JUNCTION CAPACITANCE