PART NUMBER	CIRCUIT SIZE	DIM "A"	DIM "B"	DIM "D"	DIM "E" TAIL	DIM "F" PIN	MATING MODULE	PLATING
75568-5000	64	23.50/.925	17.50/.689	27.50/1.08	3.07±0.10/ .121±.004	2.51/.099	75548-2000	30µ INCH MIN SELECT HARD GOLD IN CONTACT AREA WITH 100µ INCH MIN SELECT TIN IN TAIL AREA OVER 50µ INCH MIN NICKEL OVERALL
75568-5056	56	21.00/.827	15.00/.591	25.00/.984			75548-2056	
75568-5048	48	18.50/.728	12.50/.492	22.50/.885			75548-2048	
75568-5040	40	16.00/.630	10.00/.394	20.00/.787			75548-2040	
75568-5032	32	13.50/.531	7.50/.295	17.50/.689			75548-2032	
75568-5024	24	11.00/.433	5.00/.197	15.00/.590			75548-2024	
75568-5100	64	23.50/.925	17.50/.689	27.50/1.08	3.07±0.10/ .121±.004	2.80/.110 PIN 8 -------- 1.80/.071 PINS 1-7	75548-2000	
75568-5156	56	21.00/.827	15.00/.591	25.00/.984			75548-2056	
75568-5148	48	18.50/.728	12.50/.492	22.50/.885			75548-2048	
75568-5140	40	16.00/.630	10.00/.394	20.00/.787			75548-2040	
75568-5132	32	13.50/.531	7.50/.295	17.50/.689			75548-2032	
75568-5124	24	11.00/.433	5.00/.197	15.00/.590			75548-2024	
75568-5200	64	23.50/.925	17.50/.689	27.50/1.08	3.84±0.10/ .151±.004	2.51/.099	75548-2000	
75568-5256	56	21.00/.827	15.00/.591	25.00/.984			75548-2056	
75568-5248	48	18.50/.728	12.50/.492	22.50/.885			75548-2048	
75568-5240	40	16.00/.630	10.00/.394	20.00/.787			75548-2040	
75568-5232	32	13.50/.531	7.50/.295	17.50/.689			75548-2032	
75568-5224	24	11.00/.433	5.00/.197	15.00/.590			75548-2024	

NOTES:

1. MATERIALS:
   - HOUSING: 30% GLASS FILLED, LCP 94V-0, COLOR: BLACK
   - TERMINALS: COPPER ALLOY

   PLATING: PER ES-88 - SEE CHART
   LUBRICATION: EB1 IN CONTACT AREA
2. SEE CHART FOR REFERENCE DOCUMENTS
3. MODULE IS DESIGNED FOR SOLDERING TO THE PCB
4. MODULE ASSEMBLY IS RoHS COMPLIANT
5. PLUG MATES WITH RECEPTACLE ASSEMBLIES: 75548-6***
6. GATHERABILITY: ±0.65/.026 X-DIRECTION
   ±1.30/.051 Y-DIRECTION

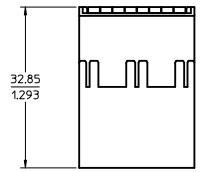

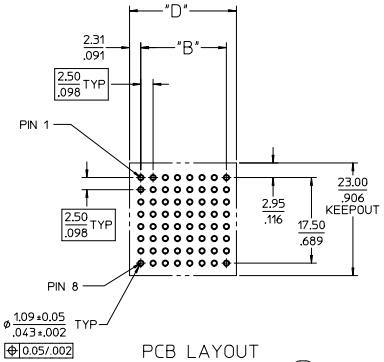

PCB LAYOUT
"CONNECTOR SIDE" (A6)

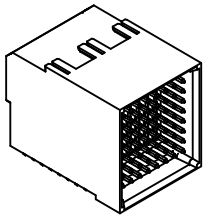

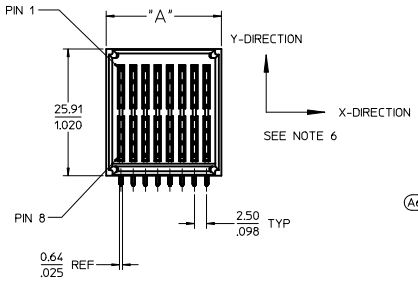

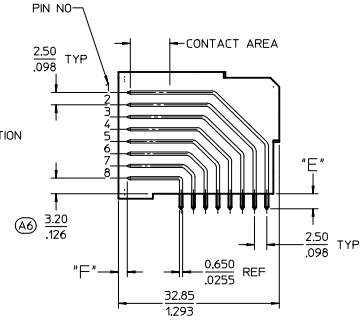

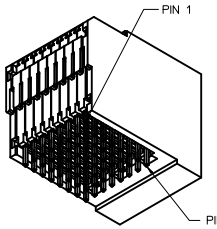

75568-1000
64 CIRCUIT
(SHOWN FOR REFERENCE ONLY)

REFERENCE DOCUMENTS	
PS-75431-999	PRODUCT SPECIFICATION: PERFORMANCE AND RATINGS
SD-75555-***	MODULE CONFIGURATION DRAWING

ADD NOTE & DIM 2009/09/22
EC NO: UCP2010-0528 2009/09/23
DRWN: JOULES 2011/01/31
CHKD:
APPR: APATEL
DESCRIPTION
A6
REV

QUALITY SYMBOLS: E=0; E=0; E=0

GENERAL TOLERANCES (UNLESS SPECIFIED)

	mm	INCH
4 PLACES	±---	±---
3 PLACES	±---	±.008
2 PLACES	±0.20	±.013
1 PLACE	±0.33	±---
ANGULAR ±1/2°		

DRAFT WHERE APPLICABLE MUST REMAIN WITHIN DIMENSIONS

DIMENSION STYLE: MM/IN
SCALE: 2:1
DESIGN UNITS: METRIC
THIRD ANGLE PROJECTION

DRAWN BY	ADRATNOL	DATE 2005/04/11
CHECKED BY	MDATA	DATE 2005/04/11
APPROVED BY	APATEL	DATE 2005/04/11
MATERIAL NO.	SEE CHART	

TITLE: EXTREME POWERMASS SIGNAL MODULE, PLUG

MOLEX INCORPORATED

DOCUMENT NO. SD-75568-100
SHEET NO. 1 OF 1
SIZE D

THIS DRAWING CONTAINS INFORMATION THAT IS PROPRIETARY TO MOLEX INCORPORATED AND SHOULD NOT BE USED WITHOUT WRITTEN PERMISSION