

Type 4X Polyester Junction Box PJ Series

Lift-Off Cover/Hinged Door with Screws



Application

- Designed for use as instrument enclosures, electric, hydraulic or pneumatic control housings, electrical junction boxes or terminal wiring enclosures.
- Provides outstanding insulation and protection where equipment may be hosed down or be very wet.
- Ideal in applications with high temperatures or highly corrosive environments.

Standards

- UL 508 Type 1, 2, 3, 4, 4X, 12 and 13
- UL 508 Type 6P (see table)
- CSA Type 1, 2, 3, 4, 4X, 12 and 13
- CSA Type 6P (see table)
- Complies with
 - NEMA Type 1, 2, 3, 4, 4X, 12 and 13
 - IEC 60529, IP66

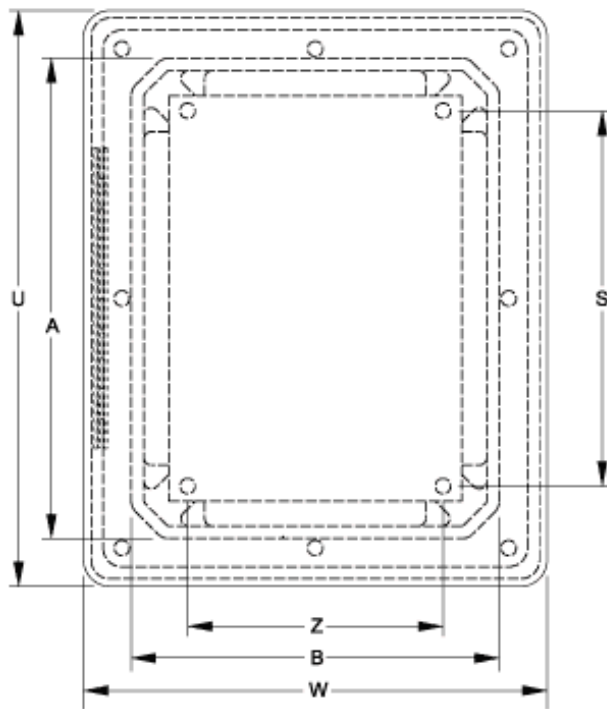
Construction

- Molded fiberglass polyester enclosure with matching cover is easily punched, cut, or drilled.
- Enhanced UV inhibitors protect against outdoor weathering.
- Standard JIC sizes under 18" x 16".
- 10-32 threaded brass inserts are provided for optional inner panel or terminal kit mounting. Mounting hardware included.
- Cover is fastened with captive stainless steel screws in threaded brass inserts.
- Captive oil resistant gasket provides a positive seal.
- Threaded brass inserts are provided for mounting feet to the rear of the enclosure.
- Stainless steel mounting brackets and hardware are provided for mounting feet to the rear of the enclosure.
- Operating temperatures between 130°C and -40°C (266°F to -40°F).
- Impact index of 6.78J (5 ft/lb).
- For corrosion resistance information, please refer to table in the Technical Information section.

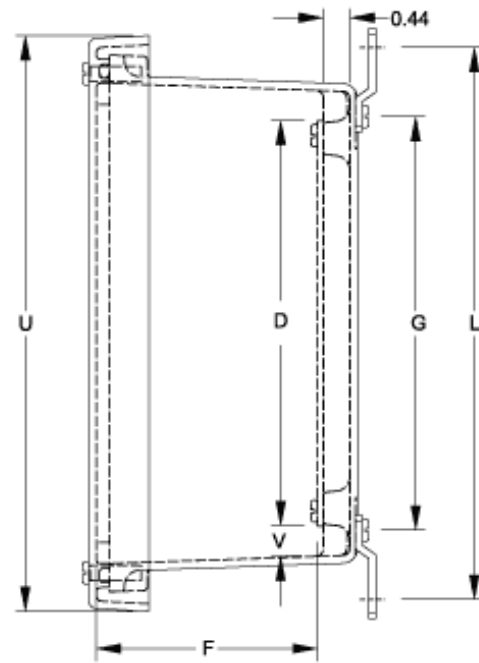
Finish

- Fiberglass polyester material has a gray finish.
- Optional inner panels are available in white powder coated finished steel, unfinished aluminum, or Fiberglass.

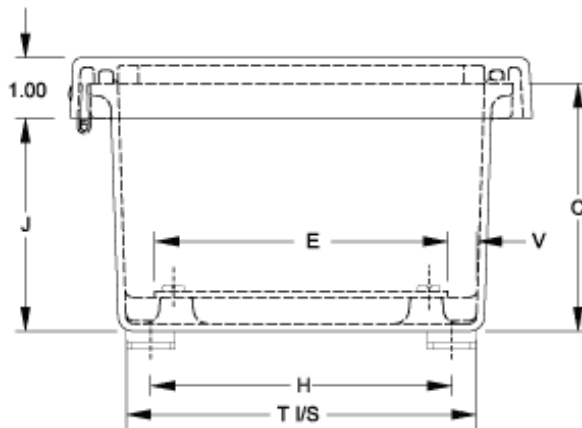
Accessories



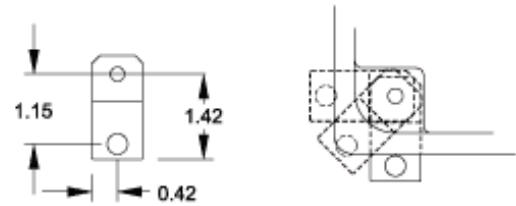
**Front View
Hinged Screw Cover**



Side View



End View



Optional Mounting Feet Locations

Thermal Index
130°C to -40°C (266°F to -40°F)
Impact Index
6.78J (5 ft/lb)

| Lift-Off Cover | Hinged Cover | Enclosure Dimensions | | | Panel Dimensions | | | Centers | | | | | | | | Cover Dimensions | | Opt. Steel Panel Part No. ¹ | Ship Wt. (lbs) |
|----------------------|-----------------|-------------------------|-------|------|---------------------|-------|------|---------|-------|------|-------|-------|-------|-------|------|---------------------|-------|--|----------------------|
| Part No. | Part No. | A | B | C | D | E | F | G | H | J | S | Z | L | T | V | U | W | | |
| PJ664 ² | PJ664H | 6.10 | 6.10 | 4.13 | 4.88 | 4.88 | 3.76 | 5.01 | 5.01 | 3.52 | 4.25 | 4.25 | 7.32 | 5.83 | 0.49 | 7.69 | 7.69 | 14R0505 | 4 |
| PJ864 ² | PJ864H | 8.00 | 6.12 | 4.13 | 6.75 | 4.88 | 3.68 | 6.89 | 5.01 | 3.47 | 6.25 | 4.25 | 9.19 | 5.85 | 0.50 | 9.59 | 7.71 | 14R0705 | 4 |
| PJ1084 ² | PJ1084H | 10.13 | 8.26 | 4.13 | 8.75 | 6.88 | 3.68 | 8.89 | 7.01 | 3.47 | 8.25 | 6.25 | 11.19 | 7.85 | 0.50 | 11.77 | 9.90 | 14R0907 | 6 |
| PJ1086 ² | PJ1086H | 10.13 | 8.26 | 6.13 | 8.75 | 6.88 | 5.68 | 8.89 | 7.01 | 5.47 | 8.25 | 6.25 | 11.19 | 7.85 | 0.50 | 11.77 | 9.90 | 14R0907 | 6 |
| PJ12106 ² | PJ12106H | 12.13 | 10.26 | 6.13 | 10.75 | 8.88 | 5.68 | 10.89 | 9.01 | 5.47 | 10.25 | 8.25 | 13.19 | 9.85 | 0.50 | 13.77 | 11.90 | 14R1109 | 8 |
| PJ14126 ² | PJ14126H | 14.13 | 12.26 | 6.13 | 12.75 | 10.88 | 5.68 | 12.89 | 11.01 | 5.47 | 12.25 | 10.25 | 15.19 | 11.85 | 0.50 | 15.73 | 13.85 | 14R1311 | 11 |
| PJ16148 | PJ16148H | 16.27 | 14.40 | 8.13 | 14.75 | 12.88 | 7.68 | 14.89 | 13.01 | 7.47 | 14.25 | 12.25 | 17.19 | 13.71 | 0.50 | 17.87 | 15.99 | 14R1513 | 12 |
| PJ18168 | PJ18168H | 18.40 | 16.40 | 8.13 | 16.88 | 14.88 | 7.68 | 16.97 | 14.97 | 7.47 | 16.25 | 14.25 | 19.28 | 15.72 | 0.50 | 20.00 | 18.00 | P1868 | 17 |

| Lift-Off Cover | Hinged Cover | Enclosure Dimensions | | | Panel Dimensions | | | Centers | | | | | | | | Cover Dimensions | | | Opt. Steel Panel Part No. ¹ | Ship Wt. |
|-------------------|-----------------|-------------------------|-------|------|---------------------|-------|------|---------|-------|------|-------|-------|-------|-------|------|---------------------|-------|--|--|-------------|
| Part No. | Part No. | A | B | C | D | E | F | G | H | J | S | Z | L | T | V | U | W | | | (lbs) |
| PJ20168 | PJ20168H | 20.00 | 16.00 | 8.13 | 18.44 | 14.44 | 7.68 | 18.54 | 14.54 | 7.47 | 17.81 | 13.81 | 20.84 | 15.31 | 0.52 | 21.59 | 17.59 | | P2068 | 19 |

¹ [Aluminum and fiberglass panels available](#)

² Type 6P

Data subject to change without notice