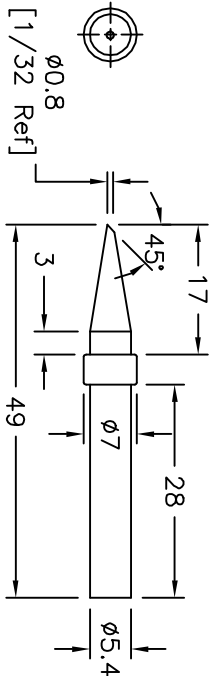
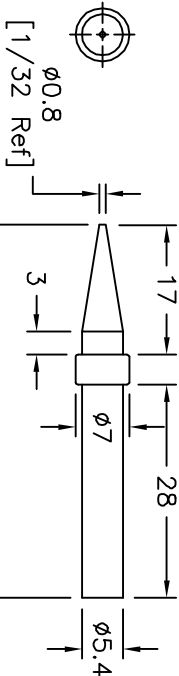


ALL RIGHTS RESERVED. NO PORTION OF THIS PUBLICATION, WHETHER IN WHOLE OR IN PART CAN BE REPRODUCED WITHOUT THE EXPRESS WRITTEN CONSENT OF SPC TECHNOLOGY.

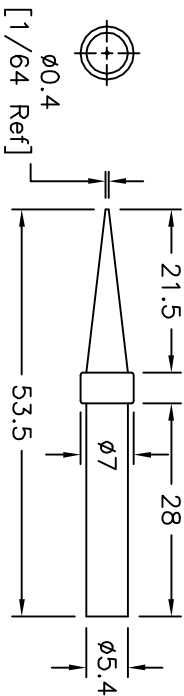
REVISIONS		DOC. NO. SPC-F005	Effective: 12/21/98		DCP No: 680			
DCP #	REV	DESCRIPTION	DRAWN	DATE	CHECKD	DATE	APPRVD	DATE
522	A	RELEASED	JWM	7/25/01	JC	9/13/01	DJC	9/26/01



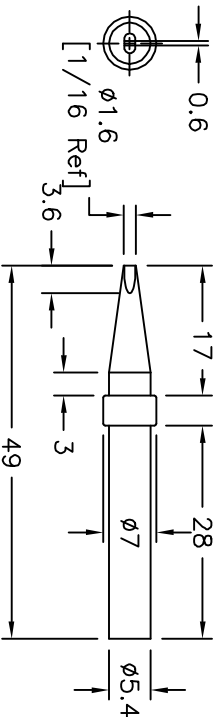
SPC10940



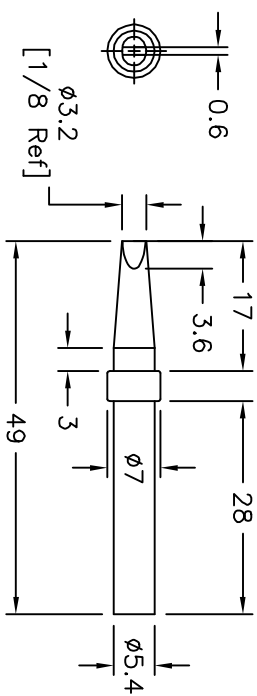
SPC10941



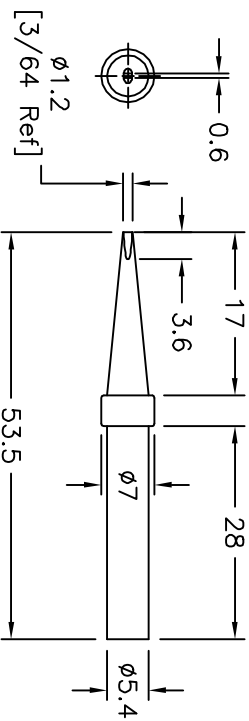
SPC10942



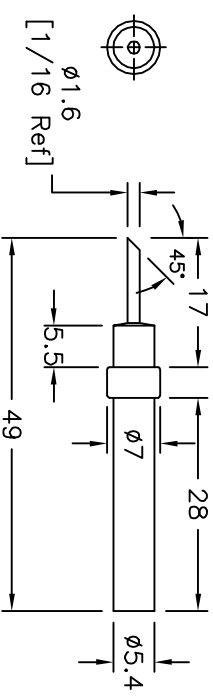
SPC10943



SPC10944



SPC10945



SPC10946

Material: Brass-Chrome Plated

DISCLAIMER
 ALL STATEMENTS AND TECHNICAL INFORMATION CONTAINED HEREIN ARE BASED UPON INFORMATION AND/OR TESTS WE BELIEVE TO BE ACCURATE AND RELIABLE SINCE CONDITIONS OF USE ARE BEYOND OUR CONTROL. THE USER SHALL DETERMINE THE SUITABILITY OF THE PRODUCT FOR THE INTENDED USE AND ASSUME ALL RISK AND LIABILITY WHATSOEVER IN CONNECTION THEREWITH.

Tolerances Unless Otherwise Specified:
 .X=±0.2 [.008]
 .XX=±0.12 [.005]

DRAWN BY: Jeff McVicker		DATE: 7/25/01		DRAWING TITLE: Replacement Solder Tips	
CHECKED BY: JOHN COLE		DATE: 9/13/01		SIZE DWG. NO. TA-373	
APPROVED BY: Daniel Carey		DATE: 9/26/01		ELECTRONIC FILE TA-373.dwg	
SCALE: NTS		U.O.M.: Millimeters		SHEET: 1 OF 1	

