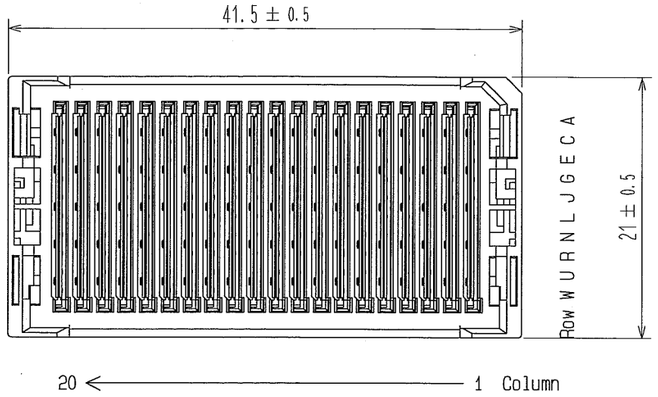

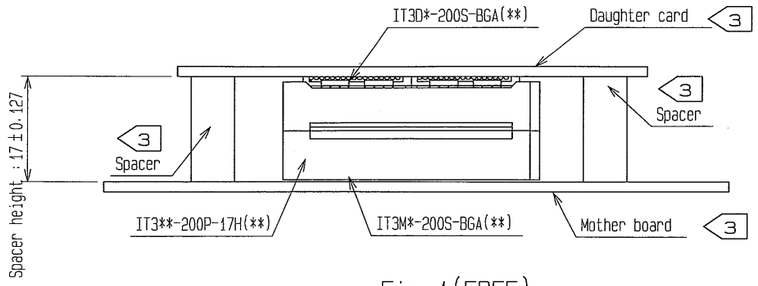

Fig. 1(FREE)

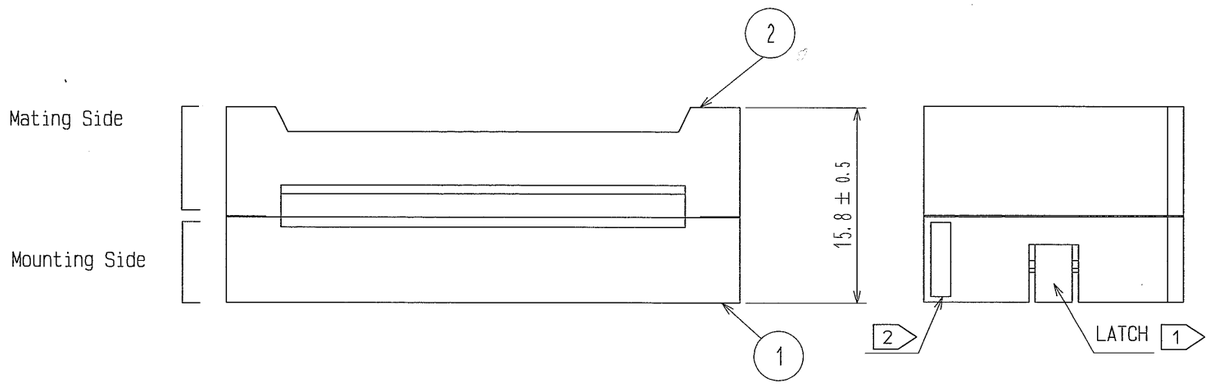

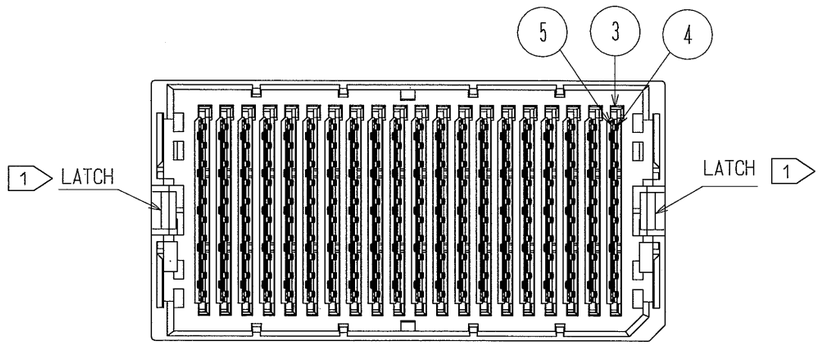

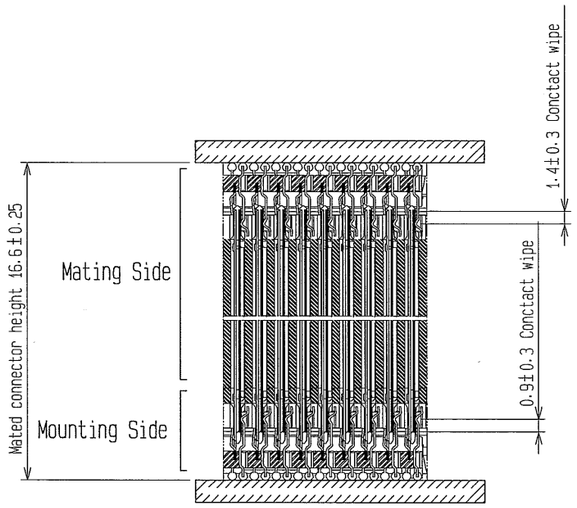

Mating Cross Section (Free)

NOTE.
1. Mounting side is mated with the receptacle:IT3M-200S-BGA(**) and fixed with the latch.
2. Lot No. shall be marked on the indicated position.
3. The indicated mother board and daughter card shall be fastened to the additional reinforcements to prevent the stress on IT3*-200S-BGA(**) solder joints.
4. More information of this product is available in HIROSE document :ETAD-F0347 "IT3 design guideline".
5. This product consists of 200 signal lines and 180 ground lines.
6. 40pcs of this products are packed in a soft tray.

NO.	MATERIAL	FINISH, REMARKS	NO.	MATERIAL	FINISH, REMARKS
3	LCP	BLACK UL94V-0			
2	PBT	GRAY UL94V-0	5	Copper Alloy	CONTACT AREA:NICKEL(1.5μm)+GOLD (0.76μm)
1	PBT	BLACK UL94V-0	4	Copper Alloy	CONTACT AREA:NICKEL(1.5μm)+GOLD (0.76μm)

UNITS mm	SCALE 2 : 1	COUNT	DESCRIPTION OF REVISIONS	DESIGNED	CHECKED	DATE

HIROSE ELECTRIC CO., LTD.

APPROVED :	T. MATSUO	06/20/2008	DRAWING NO. EDC-156702-01
CHECKED :	T. MATSUO	06/20/2008	PART NO. IT3-200P-17H(03)
DESIGNED :	M. NAGATA	06/20/2008	CODE NO. CL636-0100-4-03
DRAWN :	M. NAGATA	06/20/2008	0 1/1