THIS DRAWING IS UNPUBLISHED. RELEASED FOR PUBLICATION 20
© COPYRIGHT 20 BY TYCO ELECTRONICS CORPORATION. ALL RIGHTS RESERVED.

PART NUMBER	REV	FIRST USED	POWER UNIT	FEED TYPE	DESCRIPTION
1852377-1	A	122500-1	LEADMAKER	AIR FEED	CUTS CARRIER
1852377-2	A	565435-5	BENCH MODEL K	AIR FEED	CUTS CARRIER
1852377-3	A	354500-1	BENCH MODEL G	AIR FEED	CUTS CARRIER
7-1852377-7	A	-	-	-	SPARE PARTS

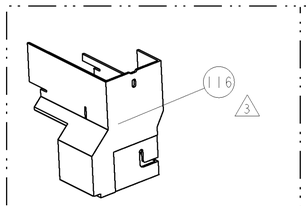

AMP-O-LECTRIC TERM GUARD

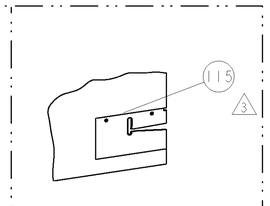

G TERMINATOR GUARD

TERMINAL NAME: MEDIUM RING TERMINAL					
TE PN	MANUF PN	PACKARD TERM - PACKARD CRIMP SPECS			
194921I-1	12103506				
1949236-1	12162099	PAD LTR	CRIMP HEIGHT		WIRE SIZE
1949748-1	12103505	A	2.60±0.05mm[.102±.002]		3mm2
-	-	B	2.45±0.05mm[.097±.002]		2mm2
-	-	C	-		-
-	-	D	-		-
-	-	CRIMP	SIZE	TYPE	RANGE
-	-	WIRE	4.19mm [.165]	F	2.00-3.00 mm2
-	-	INSUL	5.00mm [.197]	F	Ø3.7 mm MAX
WIRE STRIP LENGTH 8.1mm	TERM APPL SPEC NONE	FEED 19.86mm	APPLICATOR INSTRUCTIONS 408-8040		SET UP GAGE 458637-1

LOC	DIST
A	66

REVISIONS

P	LTR	DESCRIPTION	DATE	DWN	APVD
	A	RELEASED	25APR2007	BH	BH
	A1	ECR-08-018422	23JUL2008	MY	TE

1. RECOMMENDED SPARE PARTS
2. GREASE LIGHTLY
3. GUARD MUST BE IN PLACE WHEN OPERATING APPLICATOR IN A BENCH MACHINE
4. INSTALL ITEMS 101,102 & 119 ON SIDE OF STRIPPER ON APPL HOUSING USING ITEM 21.

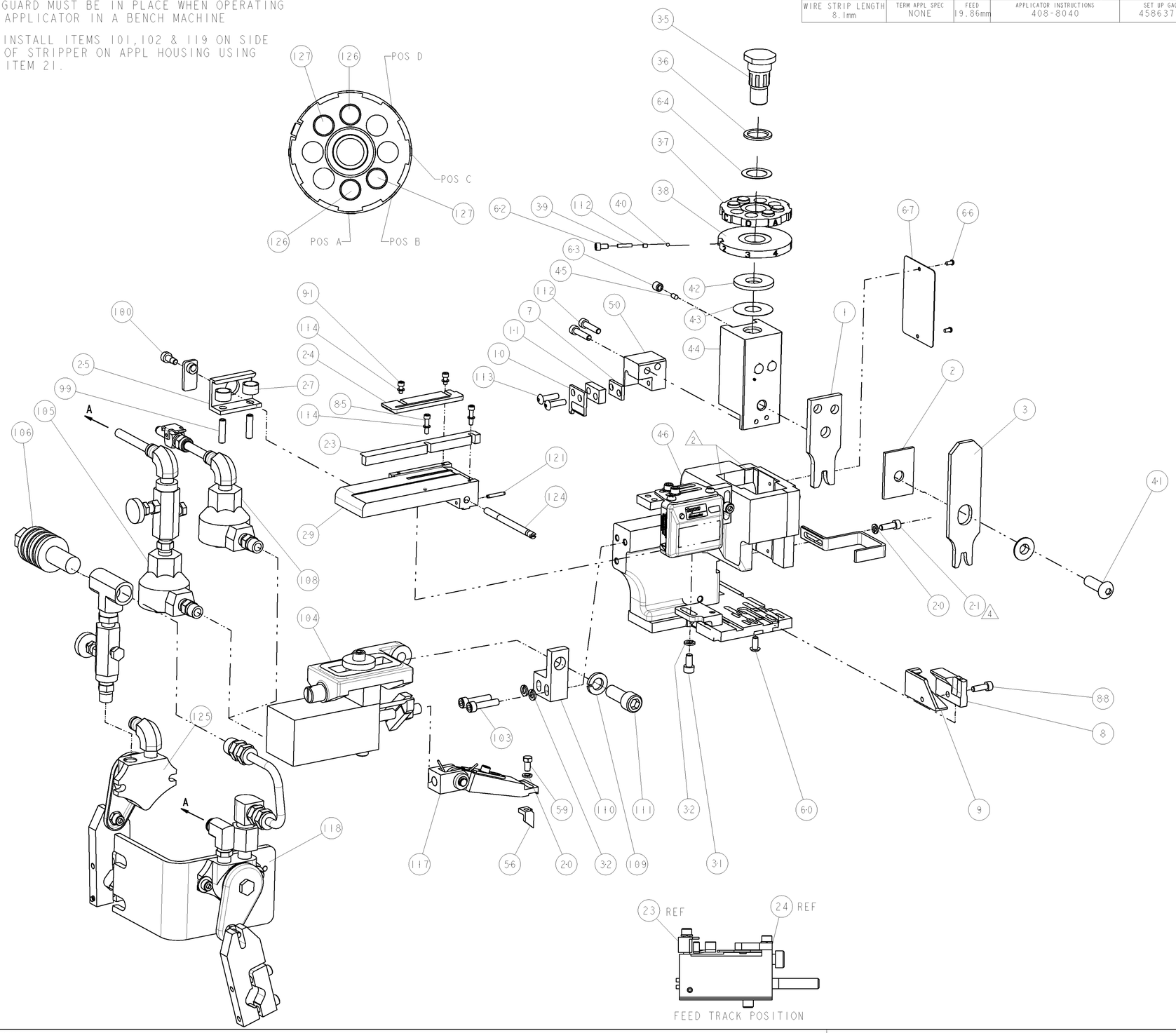

					ITEM NO	DESCRIPTION	PART NO	U/M	-1	-2	-3	-77
	-	2	2	2	-	127	PIN, WIRE DISC, .3225	4-354779-7	-	2	2	2
	-	2	2	2	-	126	PIN, WIRE DISC, .3180	3-354779-8	-	2	2	2
	-	-	1	-	-	125	AIR BLAST ASS'Y	455350-4	-	-	1	-
	-	1	1	1	-	124	ADJUSTMENT SCREW	690432-3	-	1	1	1
	-	1	1	1	-	121	PIN, SLOTTED SPRING .094 X .625	3-21028-8	-	1	1	1
	-	18	24	18	IN	119	TUBING, POLY-FLO, NATURAL	27319-4	-	18	24	18
	-	-	1	-	-	118	AIR FEED VALVE ASSEMBLY	692655-6	-	-	1	-
	-	1	1	1	-	117	FEED FINGER ASSEMBLY	461062-1	-	1	1	1
3	-	-	REF	-	..	116	GUARD WINDOW	455749-1	-	-	REF	-
3	-	REF	-	-	..	115	INSERT, GUARD	679532-1	-	REF	-	-
	-	4	4	4	-	114	WASHER, SPRG LOCK, REG NO 4	21024-2	-	4	4	4
	-	2	2	2	-	113	SCR, BTN SKT HD CAP 8-32 X .625	2-21002-3	-	2	2	2
	-	1	1	1	-	112	SPRING ASSIST AMP-O-MATOR APPLICATOR	690603-1	-	1	1	1
	-	2	2	2	-	112	SCR, SKT HD CAP 8-32 X .750	2-21000-9	-	2	2	2
	-	1	1	1	-	111	SCR, SKT HD CAP 3/8-16 X 1.000	3-21001-5	-	1	1	1
	-	1	1	1	-	110	MOUNT, FEED BRACKET	459610-1	-	1	1	1
	-	1	1	1	-	109	WASHER, SPRG LOCK, REG 3/8	21024-8	-	1	1	1
	-	1	-	1	-	108	AIR FEED VALVE ASSEMBLY	692655-7	-	1	-	1
	-	-	1	-	-	106	VALVE, SLEEVE, 3-WAY	24042-2	-	-	1	-
	-	-	1	-	-	105	AIR FEED VALVE ASSEMBLY	692655-5	-	-	1	-
	-	1	1	1	-	104	ASSEMBLY, AIR FEED	461065-1	-	1	1	1
	-	2	2	2	-	103	SCR, SKT HD CAP 10-32 X .875	3-21000-8	-	2	2	2
	-	1	1	1	-	102	CLAMP, CABLE, BLACK	986220-3	-	1	1	1
	-	-	-	-	..	101	INSERT, COUPLING	23238-1	-	-	-	-
	-	1	1	1	-	100	SCR, SHLD, SLOT HD, 3/16 DIA	22353-8	-	1	1	1
	-	2	2	2	-	99	SCR, SET, CUP POINT 10-32 X .750	5-21006-6	-	2	2	2
	-	2	2	2	-	91	SCR, SKT HD CAP 4-40 X .250	1-21000-3	-	2	2	2
	-	1	1	1	-	88	SCR, SKT HD CAP 8-32 X .500	2-21000-7	-	1	1	1
	-	2	2	2	-	85	SCR, SKT HD CAP 4-40 X .500	1-21000-5	-	2	2	2
	-	1	1	1	-	72	SF APPL INST 408-8040	4088040	-	1	1	1
	-	1	1	1	-	71	GENERAL INSTRUCTION PKG	217238-1	-	1	1	1
	-	1	1	1	-	67	PLATE, IDENTIFICATION	461264-1	-	1	1	1
	-	2	2	2	-	66	SCREW, DRIVE	21017-2	-	2	2	2
	-	1	1	1	-	64	WASHER, FLAT PRECISION	986950-1	-	1	1	1
	-	1	1	1	-	63	SCR, SET, SELF LOCKING 1/4-20 X .250	21009-2	-	1	1	1
	-	1	1	1	-	62	SCR, SKT HD CAP 6-32 x .25	23030-1	-	1	1	1
	-	1	1	1	-	60	SCR, BHSC, SELF-LOCKING, 8-32 X .375	22733-8	-	1	1	1
	-	1	1	1	-	59	SCR, HEX HD CAP 8-32 X .312	2-22603-0	-	1	1	1
	-	1	1	1	-	56	FEED PAWL	2-694433-8	-	1	1	1
	-	1	1	1	-	50	HOLDER, SLUG BLADE	1633513-2	-	1	1	1
	-	1	1	1	-	46	APPL., BASIC AIR FEED SUB ASSY	1633399-1	-	1	1	1
	-	1	1	1	-	45	PLUG,NYLON	690191-1	-	1	1	1
	-	1	1	1	-	44	RAM, SIDE FEED	455673-6	-	1	1	1
	-	1	1	1	-	43	SHIM SUB-ASSY	690125-1	-	1	1	1
	-	1	1	1	-	42	WASHER, RAM (.110)	690124-3	-	1	1	1
	-	1	1	1	-	41	SCR, BTN SKT HD CAP 5/16-24 X 1.00	7-21002-9	-	1	1	1
	-	1	1	1	-	40	BALL, STEEL	23241-6	-	1	1	1
	-	1	1	1	-	39	SPRING, COMPRESSION	690170-1	-	1	1	1
	-	1	1	1	-	38	DISC, INSULATION	1-690142-2	-	1	1	1
	-	1	1	1	-	37	WIRE DISC, ASSEMBLY	354777-1	-	1	1	1
	-	1	1	1	-	36	SPRING, COMPRESSION	22480-5	-	1	1	1
	-	1	1	1	-	35	POST, RAM	690212-1	-	1	1	1
	-	3	3	3	-	32	WASHER, SPRG LOCK, REG NO 10	21024-5	-	3	3	3
	-	1	1	1	-	31	SCR, SKT HD CAP 10-32 X .375	3-21000-4	-	1	1	1
	-	1	1	1	-	29	PLATE, REAR STRIP GUIDE	3-844048-1	-	1	1	1
	-	2	2	2	-	27	SPRING, COMPRESSION	22284-1	-	2	2	2
	-	1	1	1	-	26	LEVER, DRAG RELEASE	356835-1	-	1	1	1
	-	1	1	1	-	25	DRAG, TERMINAL	240792-1	-	1	1	1
	-	1	1	1	-	24	REAR STRIP GUIDE	1633497-2	-	1	1	1
	-	1	1	1	-	23	GUIDE, FRONT STRIP	2-189124-1	-	1	1	1
	-	1	1	1	-	21	SCR, SKT HD CAP 8-32 X .500	2-21000-7	-	1	1	1
	-	2	2	2	-	20	WASHER, SPRG LOCK, REG NO 8	21024-4	-	2	2	2
	-	1	1	1	-	19	STRIPPER	1-458230-8	-	1	1	1
	-	1	1	1	-	11	SPACER	8-240641-8	-	1	1	1
1	-	1	1	1	-	10	BLADE, SLUG	1633512-3	-	1	1	1
1	-	1	1	1	-	9	PLATE, REAR SHEAR	1-1633124-0	-	1	1	1
1	1	1	1	1	-	8	ANVIL, SPECIAL, COMBINATION	1633507-7	1	1	1	1
	-	1	1	1	-	7	SPACER	8-240641-6	-	1	1	1
1	-	1	1	1	-	4	BLOCK, FL CRIMPER SPACER	1-238009-1	-	1	1	1
1	1	1	1	1	-	3	CRIMPER, INSULATION F	4-1633471-4	1	1	1	1
	-	1	1	1	-	2	SPACER, CRIMPER	2-455888-1	-	1	1	1
1	1	1	1	1	-	1	CRIMPER, WIRE	6-1673600-9	1	1	1	1

THIS DRAWING IS A CONTROLLED DOCUMENT FOR TYCO ELECTRONICS CORPORATION. IT IS SUBJECT TO CHANGE AND THE CONTROLLING ENGINEERING ORGANIZATION SHOULD BE CONTACTED FOR THE LATEST REVISION.

DIMENSIONS: INCHES

TOLERANCES UNLESS OTHERWISE SPECIFIED:
0 PLC ±-
1 PLC ±0.1
2 PLC ±0.01
3 PLC ±0.001
4 PLC ±0.0001
ANGLES ±-

MATERIAL - -
FINISH - -

DWN D HIGMAN 02JAN2007
CHK D HIGMAN 02JAN2007
APVD T. BENCHOFF 02JAN2007

PRODUCT SPEC -
APPLICATION SPEC -
WEIGHT -

tyco Electronics — Tyco Electronics, Harrisburg, PA 17105-3608

NAME: SIDE FEED HDM APPLICATOR - -

SIZE	CAGE CODE	DRAWING NO	RESTRICTED TO
A1	00779	C-1852377	-

CUSTOMER DRAWING — SCALE 3:5 — SHEET 1 OF 1 — REV A1

CUSTOMER VIEWABLE ASSEMBLY