

REV. Status

REVISION –
08/13/92 TSREVISION A
FLIPPED RADII &
CLARIFIED
MARKING
06/24/05 YSREVISION B
RoHS COMPLIANT
11/03/05 MP

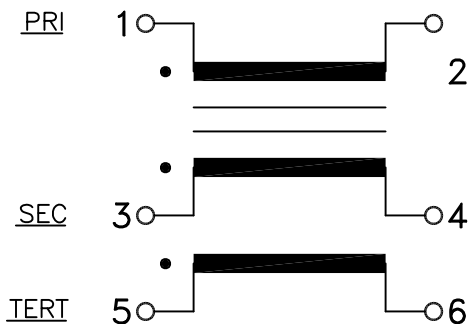
A. Electrical specification (@ 25°C)

1. Power rating;
500 mW
2. Dielectric strength;
500 VDC 1 minute
3. Insulation resistance;
10,000 M Ω MIN @ 500 VDC
4. Turns ratio;
(1–2) : (3–4) : (5–6) = 1 : 1 : 1 \pm 5%
5. Primary open circuit inductance;
200 μ H MIN @ 1 KHz, 40 mV (1–2)
6. Primary ET–constant
5.0V– μ s MIN
7. Rise time;
4.2 ns MAX
8. Interwinding capacitance between primary and secondary;
18.0 PF MAX @ 100 KHz
9. Primary leakage inductance with shorted secondary;
0.3 μ H MAX @ 100 KHz
10. DC Resistance;
Primary (1–2) 0.9 Ω MAX
Secondary (3–4) 0.9 Ω MAX
Tertiary (5–6) 0.9 Ω MAX

B. Marking;

G503, TAM, date code and country of origin

C. Schematic diagram




PIN 1 Designation

"TAM" and country of origin (molded)

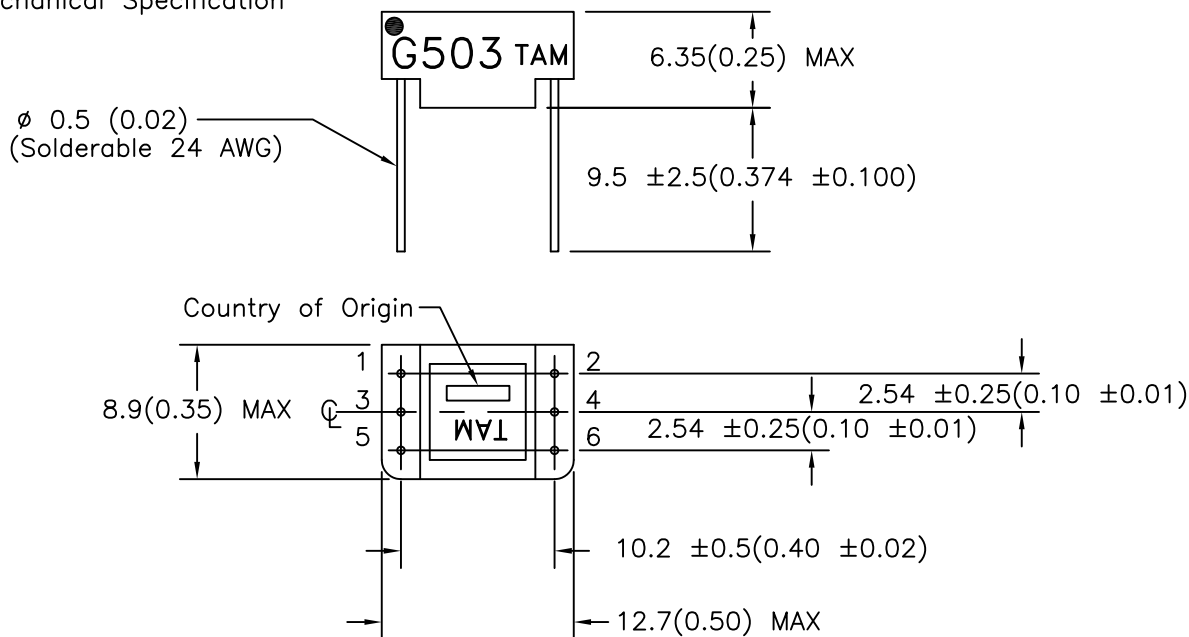
RoHS
COMPLIANT

MODEL NUMBER

G503



D. Mechanical Specification



PREPARED BY:

K. BRENNAN

ENGINEER:

M. PITCHAI

SAFETY ENGINEER

T. CLEM

APPROVED:

Y. SEKIGUCHI

DRAWING CONTROL NO.

P-A1-10629

REV

B

MODEL DESCRIPTION

PULSE
TRANSFORMER

MODEL SPECIFICATION

G503

CONTENTS OF THIS DRAWING ARE
SUBJECT TO CHANGE WITHOUT
PRIOR NOTICE**TAMURA CORPORATION OF AMERICA**1040 SOUTH ANDREASEN DRIVE, #100 ESCONDIDO, CA. 92029
(951) 699-1270 FAX 7607400536

DIM: mm[In] SCL: 2/1 SH: 1 OF 1

PROPRIETARY NOTICE: THIS DRAWING PRINT OR DOCUMENT AND SUBJECT MATTER DISCLOSED HEREIN ARE PROPRIETARY ITEMS TO WHICH TAMURA RETAINS THE EXCLUSIVE RIGHT OF DISSEMINATION, REPRODUCTION, MANUFACTURE AND SALE. THIS DRAWING, PRINT OR DOCUMENT IS SUBMITTED IN CONFIDENCE FOR CONSIDERATION BY THE RECIPIENT ALONE UNLESS PERMISSION FOR FURTHER DISCLOSURE IS EXPRESSLY GRANTED IN WRITING.