THIS DRAWING IS UNPUBLISHED. RELEASED FOR PUBLICATION -,- .
© COPYRIGHT - BY TYCO ELECTRONICS CORPORATION. ALL INTERNATIONAL RIGHTS RESERVED.

LOC	DIST
FT	0

REVISIONS

P	LTR	DESCRIPTION	DATE	DWN	APVD
	E	REVISED PER ECO-10-013617	26JUL10	HMR	CR

MATERIAL:
HOUSING: THERMOPLASTIC, UL94V-0, BLACK.
TERMINALS: BRIGHT TIN OVER COPPER ALLOY.
SCREWS: #6-32 STEEL, ZINC PLATING W/ CLEAR CHROMATE, EXCEPT WHERE NOTED.

ELECTRICAL:
CURRENT RATING UL/CSA:
CLASS C: 20A,300V.
CLASS D: 5A,600V.
WIRE RANGE: 12-22 AWG

MECHANICAL:
RECOMMENDED TORQUE: 7 IN-LB.
OPERATING TEMP.: 105°C MAX.

1. SPECIAL PACKAGING.
2. SCREWS: 6-32 BRASS, NICKEL PLATED.



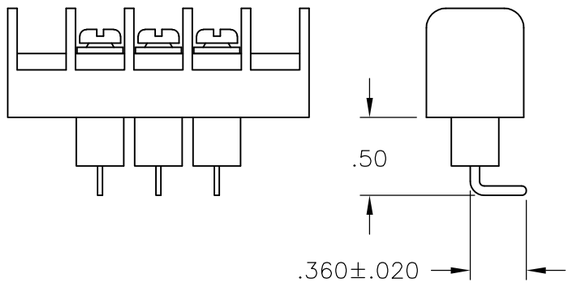

9-1546702-0

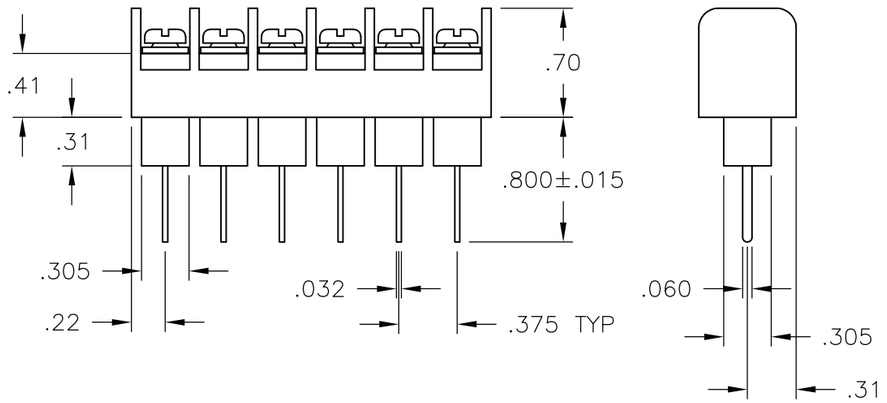

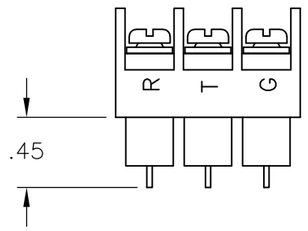

4-1437666-4

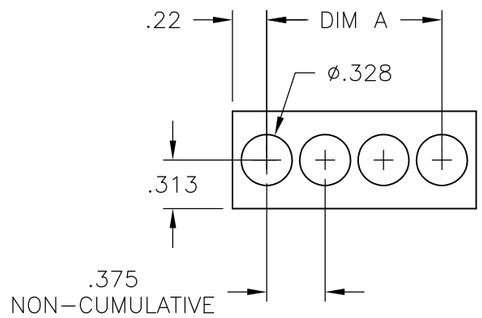

MOUNTING PANEL LAYOUT

	DIM A	NO. OF POS.	CATALOG NUMBER	PART NO.
	9.436	25	JC6-W408-25	2-1546702-1
	9.061	24	JC6-W408-24	2-1546702-0
	8.686	23	JC6-W408-23	1-1546702-9
	8.311	22	JC6-W408-22	1-1546702-8
	7.936	21	JC6-W408-21	1-1546702-7
	7.561	20	JC6-W408-20	1-1546702-6
	7.186	19	JC6-W408-19	1-1546702-5
	6.811	18	JC6-W408-18	1-1546702-4
	6.436	17	JC6-W408-17	1-1546702-3
	6.061	16	JC6-W408-16	1-1546702-2
	5.686	15	JC6-W408-15	1-1546702-1
	5.311	14	JC6-W408-14	1-1546702-0
	4.936	13	JC6-W408-13	1546702-9
	4.561	12	JC6-W408-12	4-1437666-6
	4.186	11	JC6-W408-11	1546702-8
	3.811	10	JC6-W408-10	1546702-7
	3.436	9	JC6-W408-09	1546702-6
	3.061	8	JC6-W408-08	1546702-5
	2.686	7	JC6-W408-07	1546702-4
	2.311	6	JC6-W408-06	1546702-3
2	1.936	5	JC6-W406-05	3-796985-7
	1.936	5	JC6-W408-05	1546702-2
2	1.561	4	JC6-W406-04	3-796985-6
	1.561	4	JC6-W408-04	4-1437666-5
PRELIMINARY	1.936	3	JC6-W408-03-237	9-1546702-0
1	1.186	3	JC6-W408-03-147	4-1437666-4
	1.186	3	JC6-W408-03	4-1437666-3
	.811	2	JC6-W408-02	1546702-1

THIS DRAWING IS A CONTROLLED DOCUMENT.

DIMENSIONS: INCHES

TOLERANCES UNLESS OTHERWISE SPECIFIED:
0 PLC ± -
1 PLC ± -
2 PLC ± .01
3 PLC ± .005
4 PLC ± -
ANGLES ± -

MATERIAL -
FINISH -

DWN S SCHLEGEL 5/27/03
CHK S. YODER 5/27/03
APVD S. YODER 5/27/03
PRODUCT SPEC —
APPLICATION SPEC —
WEIGHT —

Tyco Electronics
Tyco Electronics Corporation
Harrisburg, PA 17105-3608

NAME JC6-W408-XX ASSEMBLY

SIZE	CAGE CODE	DRAWING NO	RESTRICTED TO
A3	00779	C-4-1437666-3	—

CUSTOMER DRAWING
SCALE NTS
SHEET 1 OF 1
REV E

1470-19 (1/08)