


# SURFACE MOUNT .025" SQ POST HEADER

(2.54 mm) .100" PITCH • TSM SERIES



## TSM

### Board Mates:

SSW, SSQ, SSM, BSW, ESW, ESQ, BCS, SLW, CES, HLE

### Cable Mates:

IDSS, IDSD



02 thru 36

Specify LEAD STYLE from chart

## SPECIFICATIONS

### Insulator Material:

Black Liquid Crystal Polymer

### Terminal Material:

Phosphor Bronze

### Plating:

Au or Sn over

50 μ" (1.27 μm) Ni

### Operating Temp Range:

-55 °C to +105 °C with Tin;

-55 °C to +125 °C with Gold

### Voltage Rating:

495 VAC/700 VDC -SV/-DV

mated with the BCS

405 VAC/573 VDC -SV/-DV

mated with the SSM

400 VAC/566 VDC

mated with HLE

## PROCESSING

### Lead-Free Solderable:

Yes

### -DH/-SH/-SV Lead Coplanarity:

(0.15 mm) .006" max (02-36)\*

### -DV Lead Coplanarity:

(0.10 mm) .004" max (02-05)

(0.13 mm) .005" max (06-10)\*

(0.15 mm) .006" max (11-36)\*

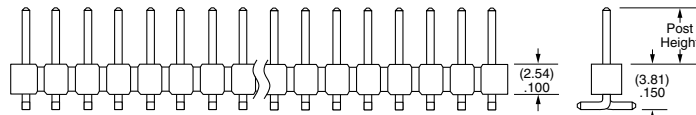
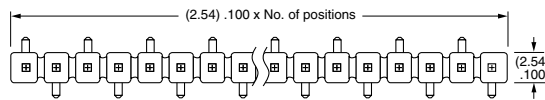
\*(.004" stencil solution

may be available; contact

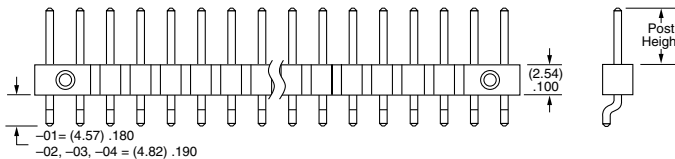
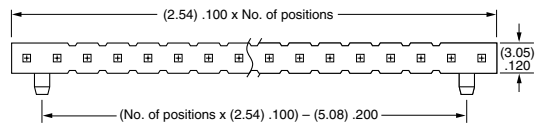
ipg@samtec.com)

MATES	CURRENT RATING (PER PIN)
TSM/SSW	4.7 A
TSM/SSM	5.6 A
TSM/HLE	4.1 A
TSM/BCS	5.0 A

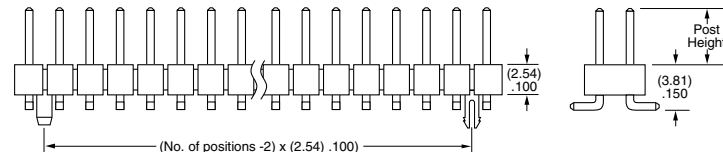
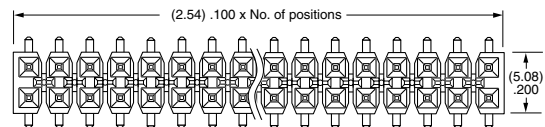
2 POSITIONS POWERED



-SV Row Option



-SH Row Option




-DV Row Option

### Notes:

Severe Environment Testing qualified; aligns with MIL-DTL-55302. Visit [samtec.com/set](http://samtec.com/set)

Some sizes, styles and options are non-standard, non-returnable.



### PLATING OPTION

**-F**  
= Gold flash on post, Matte Tin on tail

**-L**  
= 10 μ" (0.25 μm) Gold on post,  
Matte Tin on tail

**-T**  
= Matte Tin

### ROW OPTION

**-SV**  
= Single Row Vertical Pin

**-DV**  
= Double Row Vertical Pin

**-SH**  
= Single Row Horizontal Pin

**-DH**  
= Double Row Horizontal Pin

**-TM**  
= Triple Row Vertical Mixed Technology  
(Style -01 only)  
(02 thru 30 positions only)

**-MT**  
= Mixed Technology Pin  
(Style -01, -02 or -03 only)

### OTHER OPTIONS

**-"XXX"**  
= Polarized Position

**-A**  
= Alignment Pin  
metal or plastic at Samtec discretion  
(Not available with -TM or -MT)  
(02 positions minimum)  
(Not available with -LC)

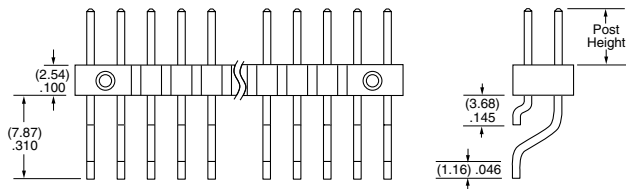
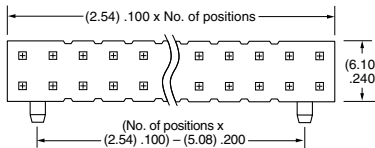
**-LC**  
= Locking Clip  
(Not available with -TM)  
(3 positions minimum)  
(Not available with -A)  
(Manual placement required)

**-K**  
= (6.50 mm) .256" DIA  
Polyimide Film Pick & Place Pad  
(-SH: 4 positions minimum without -TR;  
2 & 3 positions available with -TR)  
(-DH: 4 positions minimum without -TR)

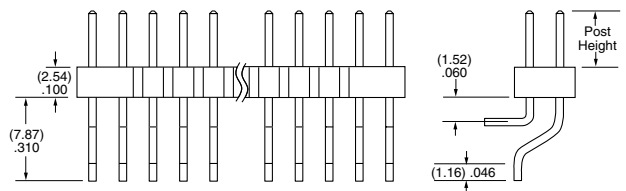
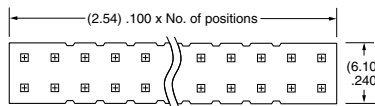
**-P**  
= Plastic Pick & Place Pad  
(-DV: 4 positions minimum without -TR;  
2 & 3 positions available with -TR)  
(-SH: 4 positions minimum without -TR;  
2 & 3 positions available with -TR)  
(-DH: 5 positions minimum without -TR)  
(-SV: 4 positions minimum without -TR;  
2 & 3 positions available with -TR)

**-TR**  
= Tape & Reel  
-SV: 02-22 positions, -DV: 02-28 positions,  
-SH: 02-30 positions, -DH: 02-29 positions  
(Not available with -MT or -TM)

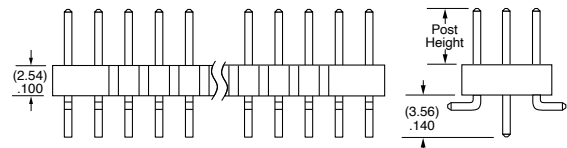
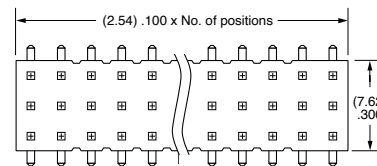
**-FR**  
= Full Reel Tape & Reel  
(must order maximum quantity per reel;  
contact Samtec for quantity breaks)  
-SV: 02-22 positions, -DV: 02-28 positions,  
-SH: 02-30 positions, -DH: 02-29 positions  
(Not available with -MT or -TM)



**-DH Row Option**



**-MT Row Option**



**-TM Row Option**