



SAW Components

Data Sheet B9302

Data Sheet

A large, stylized, 3D-rendered graphic of the word "EPCOS" in a light gray, sans-serif font. The letters are tilted and appear to be floating or emerging from a dark, textured background that resembles a globe or a complex circuit pattern.



SAW Components

B9302

Low-Loss Dual Band Filter for Mobile Communication

881,5 / 942,5 MHz

Data Sheet



Chip Sized Saw Package QCS10H

Features

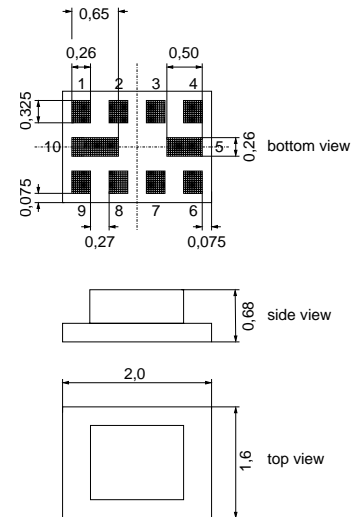
- Low-loss 2in1 RF filter for mobile telephone GSM850/900 systems, receive path
- Usable passband:
Filter 1 (GSM850): 25 MHz
Filter 2 (GSM900): 35 MHz
- Unbalanced to balanced operation of both filters
- Impedance transformation from 50 Ω to 150 Ω for both filters
- Suitable for GPRS Class 1 to 12
- Ceramic package for **Surface Mounted Technology (SMT)**

Terminals

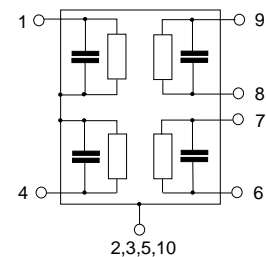
- Ni, gold-plated

Pin configuration

1	Input [Filter 1]
4	Input [Filter 2]
6, 7	Output, balanced [Filter 2]
8, 9	Output, balanced [Filter 1]
2, 3, 5, 10	Case ground



Dimensions in mm, approx. weight 8mg



Type	Ordering code	Marking and Package according to	Packing according to
B9302	B39941-B9302-G110	C61157-A7-A141	F61074-V8152-Z000

Electrostatic Sensitive Device (ESD)

Maximum ratings

Operable temperature range	T	- 40 / + 85	$^{\circ}\text{C}$	Machine Model, 10 pulses
Storage temperature range	T_{stg}	- 40 / + 85	$^{\circ}\text{C}$	
DC voltage	V_{DC}	5	V	
ESD voltage	V_{ESD}^*	100	V	
Input power at GSM850, GSM900, GSM1800, GSM1900 Tx bands:				
Filter 1 (GSM850-Rx)	P_{IN}	15	dBm	effective power in the on-state, duty cycle 4:8
Filter 2 (GSM900-Rx)	P_{IN}	15	dBm	

* - acc. to JESD22-A115A (Machine Model), 10 negative & 10 positive pulses



SAW Components

B9302

Low-Loss Dual Band Filter for Mobile Communication

881,5 / 942,5 MHz

Data Sheet



Characteristics Filter 1 (GSM850)

Operating temperature range:

$T = -20$ to $+85^{\circ}\text{C}$

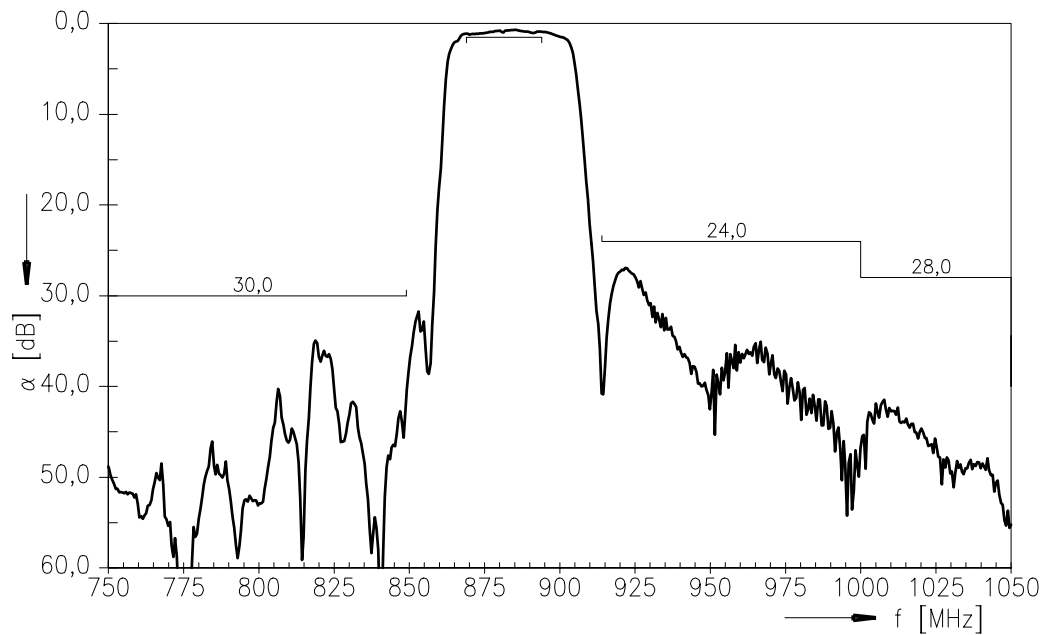
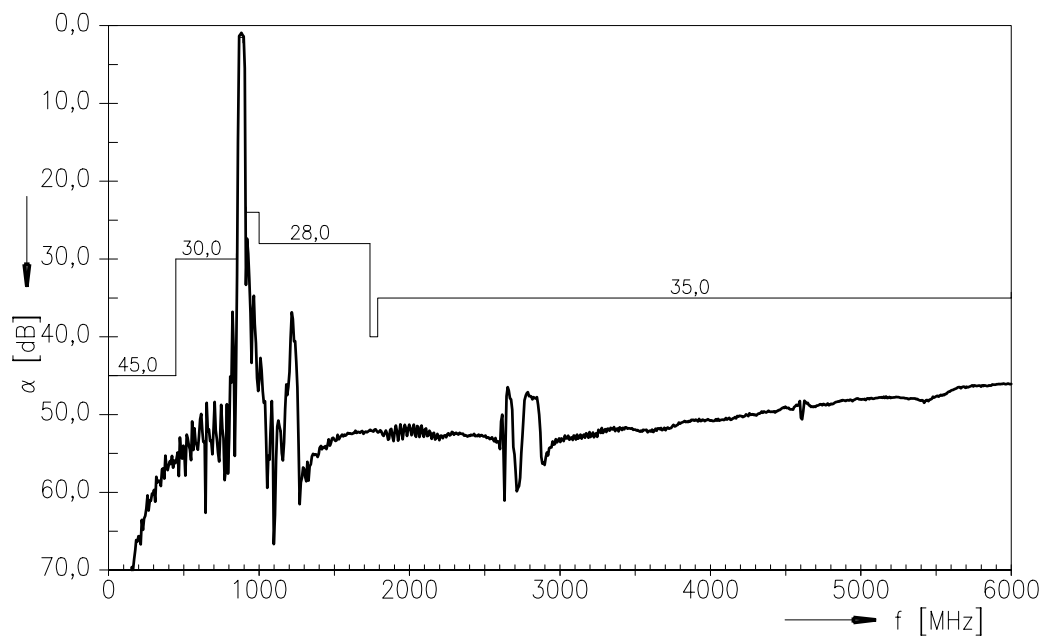
Terminating source impedance:

$Z_S = 50\ \Omega$ (unbalanced)

Terminating load impedance:

$Z_L = 150\ \Omega$ (balanced) $\parallel 82\text{nH}$

		min.	typ.	max.	
Center frequency	f_c	—	881,5	—	MHz
Maximum insertion attenuation	α_{\max}				
869,0 ... 894,0 MHz		—	1,2	1,8	dB
Amplitude ripple (p-p)	$\Delta\alpha$				
869,0 ... 894,0 MHz		—	0,5	1,0	dB
Input VSWR					
869,0 ... 894,0 MHz		—	1,8	2,1	
Output VSWR					
869,0 ... 894,0 MHz		—	1,7	2,0	
Output amplitude balance (S_{31}/S_{21})					
869,0 ... 894,0 MHz		-1,0	-0,5/+0,2	1,0	dB
Output phase balance ($\phi(S_{31})-\phi(S_{21})+180^{\circ}$)					
869,0 ... 894,0 MHz		-10	-3/+4	10	degree
Attenuation	α_{\min}				
10,0 ... 447,0 MHz		45	55	—	dB
447,0 ... 849,0 MHz		30	34	—	dB
914,0 ... 1000,0 MHz		24	27	—	dB
1000,0 ... 1738,0 MHz		28	37	—	dB
1738,0 ... 1788,0 MHz		40	52	—	dB
1788,0 ... 6000,0 MHz		35	46	—	dB

**Transfer function Filter 1 (GSM850)****Transfer function Filter 1 (GSM850) - wideband**



SAW Components

B9302

Low-Loss Dual Band Filter for Mobile Communication

881,5 / 942,5 MHz

Data Sheet



Characteristics Filter 2 (GSM900)

Operating temperature range:

$T = -20$ to $+85^{\circ}\text{C}$

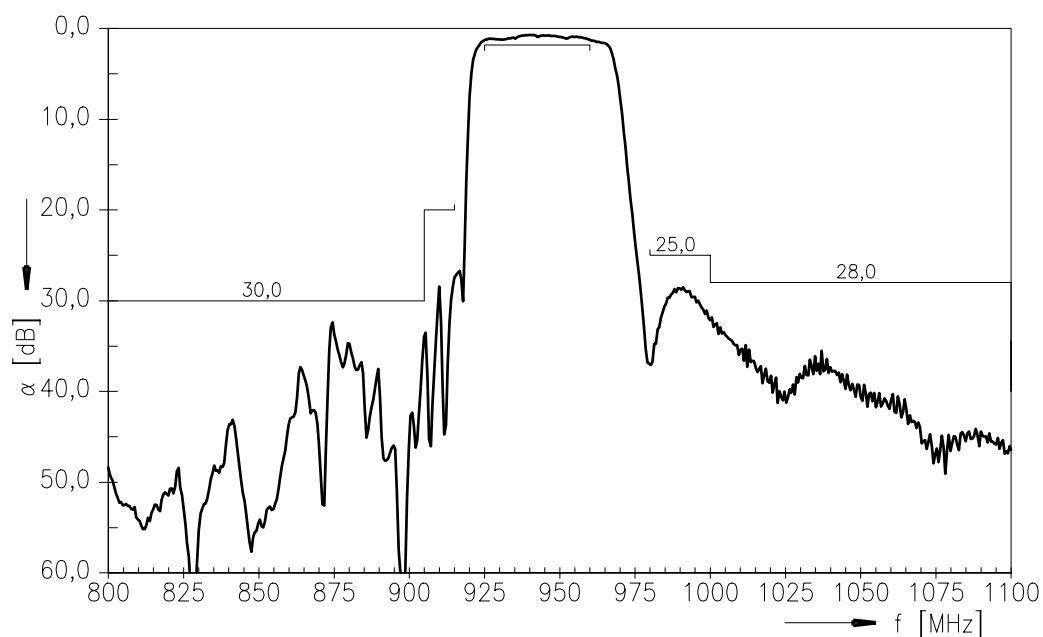
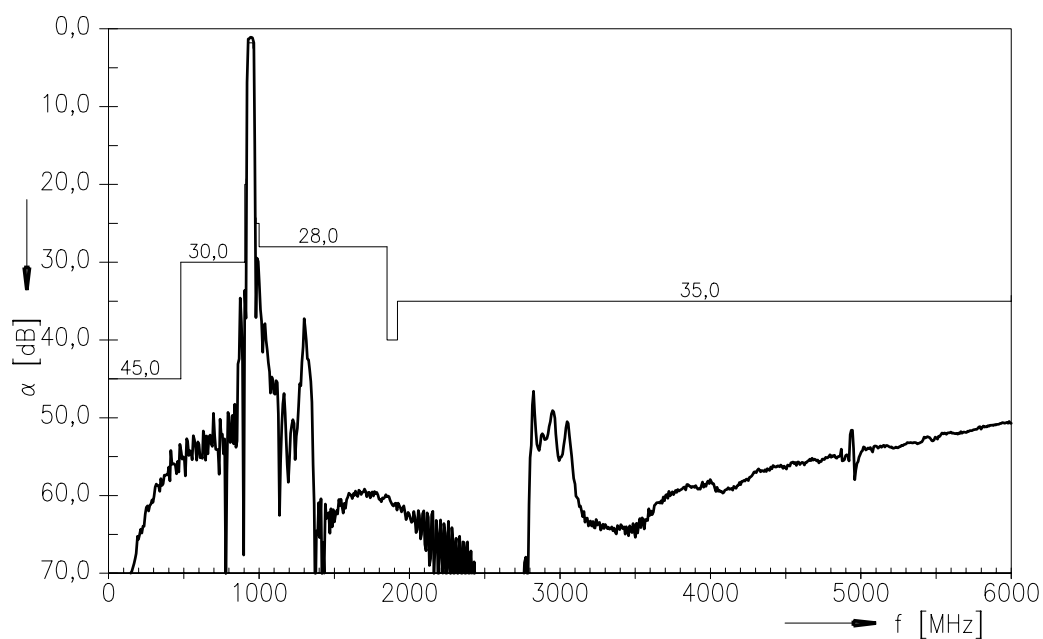
Terminating source impedance:

$Z_S = 50\ \Omega$ (unbalanced)

Terminating load impedance:

$Z_L = 150\ \Omega$ (balanced) $\parallel 82\text{nH}$

			min.	typ.	max.	
Center frequency	f_c		—	942,5	—	MHz
Maximum insertion attenuation	α_{\max}					
925,0 ... 960,0 MHz			—	1,6	2,1	dB
Amplitude ripple (p-p)	$\Delta\alpha$					
925,0 ... 960,0 MHz			—	0,9	1,4	dB
Input VSWR						
925,0 ... 960,0 MHz			—	1,8	2,1	
Output VSWR						
925,0 ... 960,0 MHz			—	1,9	2,2	
Output amplitude balance (S_{31} / S_{21})						
925,0 ... 960,0 MHz			-1,1	-0,6/+0,6	1,1	dB
Output phase balance ($\phi(S_{31})-\phi(S_{21})+180^{\circ}$)						
925,0 ... 960,0 MHz			-10	-2/+1	10	degree
Attenuation	α_{\min}					
10,0 ... 480,0 MHz			45	54	—	dB
480,0 ... 905,0 MHz			30	33	—	dB
905,0 ... 915,0 MHz			20	27	—	dB
980,0 ... 1000,0 MHz			25	28	—	dB
1000,0 ... 1850,0 MHz			28	32	—	dB
1850,0 ... 1920,0 MHz			40	58	—	dB
1920,0 ... 6000,0 MHz			35	47	—	dB

**Transfer function Filter 2 (GSM900)****Transfer function Filter 2 (GSM900) - wideband**



SAW Components	B9302
Low-Loss Dual Band Filter for Mobile Communication	881,5 / 942,5 MHz
Data Sheet	SMD

Published by EPCOS AG
Surface Acoustic Wave Components Division, SAW MC
P.O. Box 80 17 09, 81617 Munich, GERMANY

© EPCOS AG 2005. Reproduction, publication and dissemination of this brochure and the information contained therein without EPCOS' prior express consent is prohibited.

Purchase orders are subject to the General Conditions for the Supply of Products and Services of the Electrical and Electronics Industry recommended by the ZVEI (German Electrical and Electronic Manufacturers' Association), unless otherwise agreed.

This brochure replaces the previous edition.

For questions on technology, prices and delivery please contact the Sales Offices of EPCOS AG or the international Representatives.

Due to technical requirements components may contain dangerous substances. For information on the type in question please also contact one of our Sales Offices.