SCALA NON IMPEGNATIVA (DO NOT SCALE)
DIMENSIONI IN (DIMENSIONS IN) mm
METRIC
PROIEZIONE EUROPEA (EUROPEAN PROJECTION)

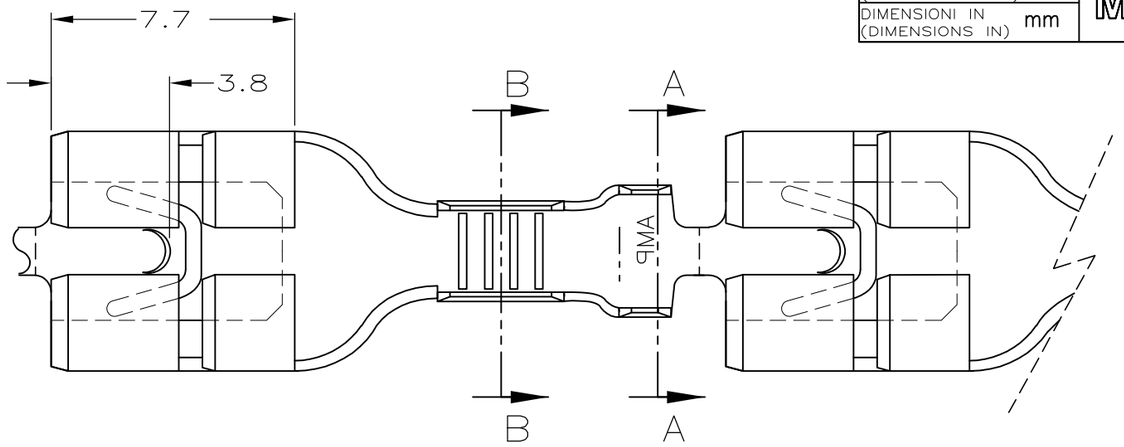

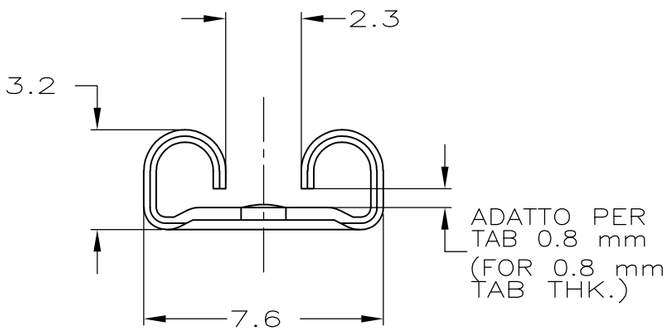

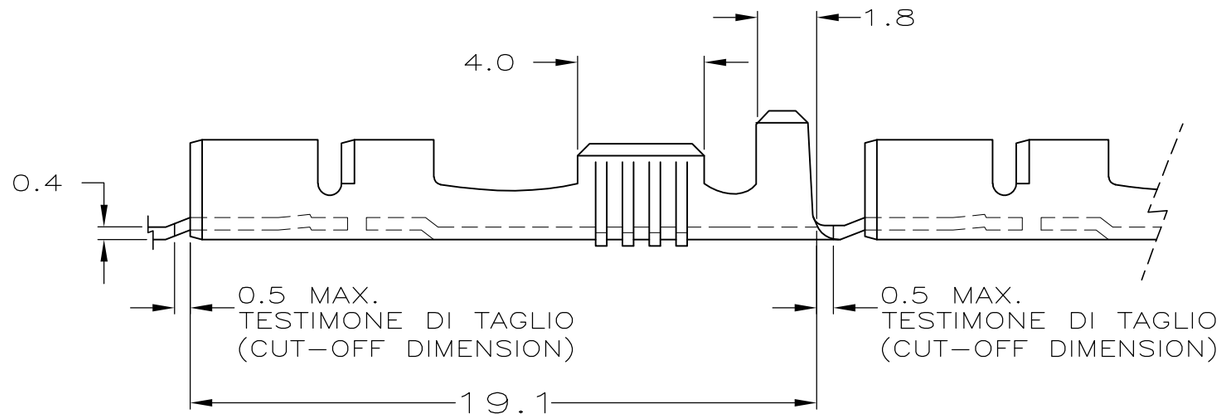

SEZIONE A–A
SECTION A–A

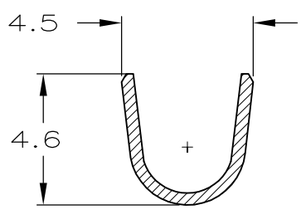

SEZIONE B–B
SECTION C–C

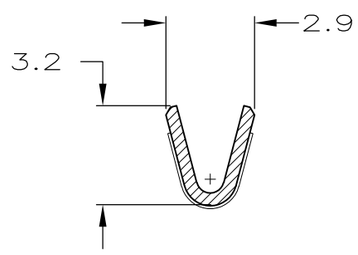

1) STATO DI FORNITURA SCALA 1:1
(SUPPLY CONDITION SCALE 1:1)

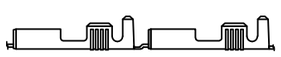

SENSO DI USCITA DEL TERMINALE DALLA BOBINA

(DIRECTION OFF TOP OF REEL)

2) SPECIFICA DI PRODOTTO 108–19084
(PRODUCT SPEC. 108–19084)

3 OBSOLETE PARTS: OBSOLETE CIS STREAMLINING PER D.RENAUD/D.SINISI

3 OBSOLETE	NUDO (UNPLATED)	Cu Ni Zn	0–100495–6	C
	STAGNATO (TIN PLATED)	BRONZO FOS. (PHOS. BRONZE)	0–100495–4	C
	STAGNATO (TIN PLATED)	OTTONE (BRASS)	0–100495–2	C
	NUDO (UNPLATED)	OTTONE (BRASS)	0–100495–1	C
	FINITURA / COLORE (FINISH / COLOUR)	MATERIALE (MATERIAL)	NUMERO (PART NO)	REV

REV. (REV.LTR.)	REVISIONI (REVISION RECORD)	DIS. (DR)	DATA (DATE)
D3	REVISED PER ECO–11–005140	RK / HMR	05APR 11

CUSTOMER DWG. FOR REFERENCE ONLY
DISEGNO PER CLIENTE SOLO PER RIFERIMENTO

~~THIS DRAWING IS UNPUBLISHED~~ RELEASE FOR PUBLICATION 19

© COPYRIGHT BY, ALL INTERNATIONAL RIGHT RESERVED.

TOLLERANZE: SE NON DIVERSAMENTE SPECIFICATO (TOLERANCES: UNLESS OTHERWISE SPECIFIED) ± 0.3
ANGOLI (ANGLES) ± 2°

DIAM. ISOLANTE (INS. DIA. RANGE)	RANGO FILO (WIRE RANGE)	SCALA (SCALE)
2.3–3.3	0.5–1.5	5:1

TE Connectivity

DIS. (DR.) H. YAALI 10 MAR 2000
CONT. (CHK) C. TARTARI 10 MAR 2000
APP. (APP.) —

DESCRIZIONE (DESCRIPTION) FASTON® Connector, .250" sr. L.I.F. FASTON CONTACT.

LOC.	SIZE	NUMERO (DWG NO)	REV.	FOGLIO (SHEET)
I	A3	C–100495	D3	1 DI (OF) 1

DISTRIBUZIONE (PRINT DIST.)

AMP–ITA 7523 – 5/82