






















Number of contacts

30, 20



## Male connectors

Identification	Number of contacts	Contact arrangement	Part No.	Performance levels according to IEC 60603-2. Explanation chapter 00		
			3	2	1	
Male connector with solder pins 2.5 mm	30		Performance level 3 on request	09 29 130 6902	Performance level 1 on request	
with fixing flange	20			09 29 120 6902		
with fixing flange, SMC	30			09 29 130 6519 <sup>d)</sup>		
without fixing flange	30			09 29 130 6592		
without fixing flange, SMC	30			09 29 130 6569 <sup>d)</sup>		
Male connector with solder pins 4.0 mm	30			09 29 130 6903		
with fixing flange	20			09 29 120 6903		
with fixing flange, SMC	30			09 29 130 6520 <sup>d)</sup>		
without fixing flange	30			09 29 130 6593		
without fixing flange, SMC	30			09 29 130 6570 <sup>d)</sup>		
Male connector with solder pins 13 mm	30			09 29 130 6577		
with fixing flange	20			09 29 120 6577		
with fixing flange, SMC	30			09 29 130 6521 <sup>d)</sup>		
Male connector with wrap posts <sup>1)</sup> 13 mm	30			09 29 130 6907		
Male connector with press-in pins 5.0 mm	30			09 29 130 6904		
with fixing flange	20			09 29 120 6904		
without fixing flange	30			09 29 130 6504		
Male connector with press-in pins 13 mm	30			09 29 130 6985 <sup>w)</sup> 09 29 130 6974 <sup>•</sup>		
with fixing flange	20			09 29 120 6974 <sup>•</sup>		
without fixing flange	30			09 29 130 6574 <sup>•</sup>		

\* Wrap posts for interfacing selectively gold plated (performance level 3)

<sup>1)</sup> To be used only for wire wrap termination<sup>d)</sup> CTI > 400<sup>w)</sup> Wrap posts not for interfacing, no performance level