THIS DRAWING IS UNPUBLISHED.
VERTRAULICHE UNVEROEFFENTLICHTE ZEICHNUNG
© COPYRIGHT 2007 Tyco Electronics AMP GmbH
RELEASED FOR PUBLICATION - 2007
FREI FUER VEROEFFENTLICHUNG
ALL RIGHTS RESERVED.
ALLE RECHTE VORBEHALTEN.

MATED WITH:
PASSEND ZU:

LOC	DIST
A1	-

PROJEKT NR.:

REVISIONS
AENDERUNGEN

P	LTR	DESCRIPTION BESCHREIBUNG	DATE	DWN	APVD
	E2	ECR-13-010728	04JUL2013	MS	RJ
	F	ECR-16-000904	21JAN2016	HO.	LEIM
	G	ECR-17-000743	25NOV2016	HO.	LEIM
	G1	ECR-18-002413	19FEB2018	FRAN	LEIM

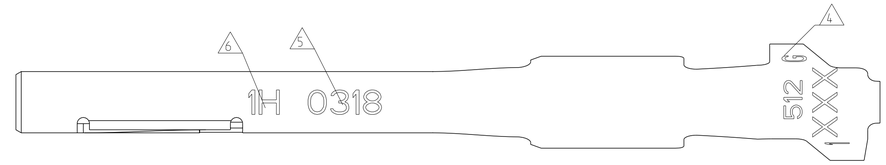

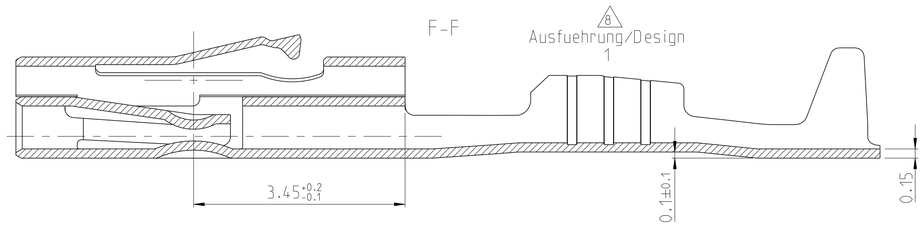

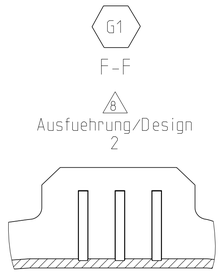

Bemerkungen
NOTES

1. Massgebend ist der deutsche Text
   ONLY THE GERMAN LANGUAGE VERSION SHALL BE BINDING
2. Einzelheiten der Ausfuehrung bleiben dem Hersteller ueberlassen
   DETAILS OF DESIGN ARE LEFT TO MANUFACTURER
3. Passend zu Kontaktstift: TE 114-94201
   SUITABLE TO CONTACT-PIN.

G1 4 TE-Logo. Aenderungsstand
TE-LOGO. REVISION STATUS

5 Datumscode (Woche/Jahr)
DATE-CODE (WEEK/YEAR)

G1 6 Variantenmarkierung
VERSION MARKING

G1 7 Oberflaeche Kontaktbereich
SURFACE CONTACT AREA
Sn = 0.8 ... 2.2µm
Ag = 1.6 ... 5µm
Au = min. 6.8µm

G1 8 Rillenausfuehrung
SERRATION DESIGN

G1 9 Spurenzuordnung in Zweispurwerkzeugen
TRACK ALLOCATION IN TWO TRACK DIES

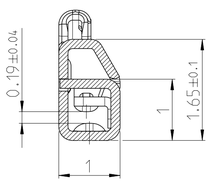

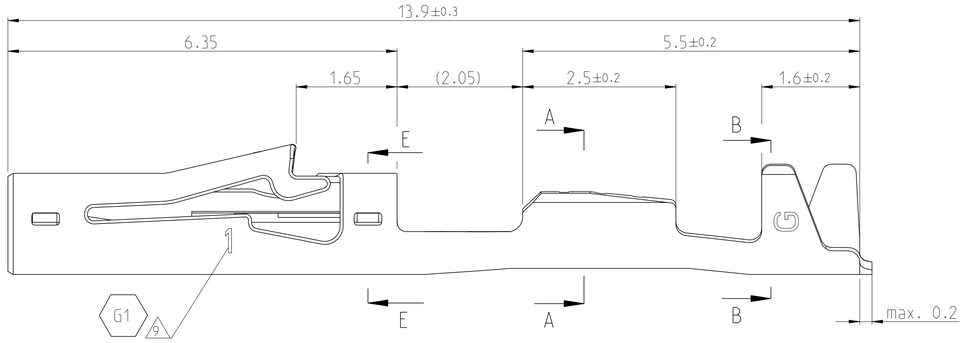

1-1703930-X wie gezeigt
1-1703930-X AS SHOWN

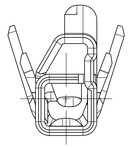

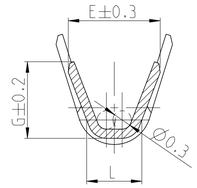

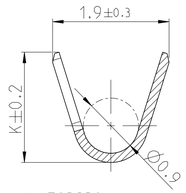

G1 1-1703930-x und
2-1703930-x wie gezeigt
1-1703930-x AND
2-1703930-x AS SHOWN

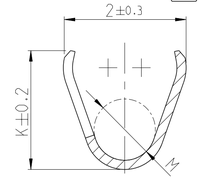

3-1703930-x und
4-1703930-x wie gezeigt
3-1703930-x AND
4-1703930-x AS SHOWN

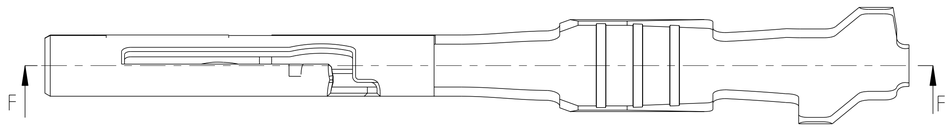

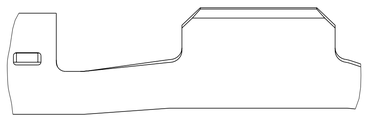

G1 4-1703930-X wie gezeigt
4-1703930-X AS SHOWN

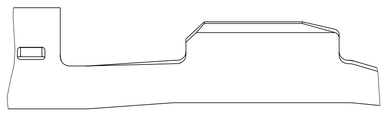

G1 3-1703930-X wie gezeigt
3-1703930-X AS SHOWN

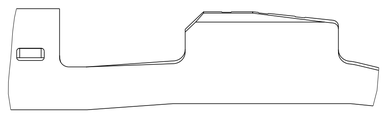

2-1703930-X wie gezeigt
2-1703930-X AS SHOWN

10:1

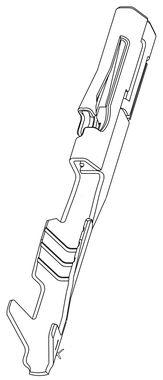

G1	-	-	4-1703930-4	A	HIGH PERFORMANCE	4+	0.22...0.35	CuNiSi	Sn	0.08	E = 1.6 G = 1.64 L = 0.85 M = Ø1	K = 1.94
G1	-	-	4-1703930-3	A		4G		CuNiSi	Au			
G1	-	-	4-1703930-2	A		4H		CuNiSi	Ag			
G1	-	-	4-1703930-1	A	Standard	4		CuSn8	Sn			
G1	-	-	3-1703930-4	A	HIGH PERFORMANCE	3+	0.13...0.17	CuNiSi	Sn		E = 1.41 G = 1.32 L = 0.75 M = Ø0.9	K = 1.8
G1	-	-	3-1703930-2	A		3H		CuNiSi	Ag			
G1	2-1703930-4	A	-	-		2+	0.22...0.35	CuNiSi	Sn		E = 1.7 G = 1.5 L = 1.05	K = 1.9
	2-1703930-2	G	-	-		2H		CuNiSi	Ag			
	2-1703930-1	F	-	-	Standard	2		CuSn8	Sn			
	1-1703930-2	F	-	-	HIGH PERFORMANCE	1H	0.13...0.17	CuNiSi	Ag		E = 1.5 G = 1.25 L = 0.9	K = 1.8
	1-1703930-1	E	-	-	Standard	1		CuSn8	Sn			
	Bestell-Nr. Ausfuehrung ORDER NO. Design 1 (8)	REV.	Bestell-Nr. Ausfuehrung ORDER NO. Design 2 (8)	REV.	VERSION	Markierung MARKING (6)	DGB WIRE SIZE RANGE [mm²]	Material	OBERFLAECHE SURFACE (7)	Gewicht WEIGHT [g]	Drahtcrimp WIRE CRIMP / Abmessungen/DIMENSION [mm]	Iso' crimp INSULATION CRIMP / Abmessungen/DIMENSION [mm]

4805 (3/11)

THIS DRAWING IS A CONTROLLED DOCUMENT.
DIESES ZEICHNUNGSDOKUMENT WIRD DURCH AMP INCORPORATED KONTROLLIERT.
ANWENDUNGEN, DIE DEM TECHNISCHEN FORTSCHRITT DIENEN, SIND WILLKOMMEN.
DEN ENTSPRECHENDEN ANWENDUNGSTEAM DER AMP INCORPORATED BITTE MITTEILEN.

DIMENSIONS: MASSEINHEITEN: mm
TOLERANCES UNLESS OTHERWISE SPECIFIED: ALLGEMEINTOLERANZEN
0 PLC ±
1 PLC ± ±0.15
2 PLC ±
3 PLC ±
4 PLC ±
ANGLES/WINKEL ±1°
MATERIAL - -
FINISH/OBERFLAECHE/FARBE - -

DWN	S. G.	04SEP2007
CHK	C. Boemmel	04SEP2007
APVD	R. Jetter	04SEP2007
PRODUCT SPEC PRODUKTSPEZ.	108-94099	
APPLICATION SPEC VERARBEITUNGSSPEZ.	114-18858	
WEIGHT GEWICHT	-	

TE Connectivity

NAME: NanoMQS Buchsenkontakt SOCKET CONTACT

SIZE	CAGE CODE	DRAWING NO ZEICHNUNGS-NR.	RESTRICTED TO NUR FUER
A1	00779	C-1703930	-

Customer Drawing /KUNDENZEICHNUNG
SCALE MASSSTAB 20:1 SHEET BLATT 1 OF VON 1 REV G1