

# 3M™ Connector for CFast™ Card

7G24 Series



- Headers mate with both CFast™ Type I and Type II cards
- Extended guide rails enable accurate and easy card insertion
- Single row surface mount solder tails facilitate auto placement and IR soldering
- Optional 2 mm board standoff enables board population
- Meets CFA standards for known compatibility and reliability
- Optional ejector and card retainer can be purchased pre-assembled or separately
- Integral side solder tab with card grounding feature and also prevent the card from ‘flying’ out of header during ejection
- See the Regulatory Information Appendix (RIA) in the “RoHS compliance” section of [www.3Mconnector.com](http://www.3Mconnector.com) for compliance information (RIA E1 & C1 apply)

Date Modified: May 12, 2010

TS-2329-A  
Sheet 1 of 4

---

## Physical

### Insulation:

Material: High Temperature Thermoplastic  
Flammability: UL 94V-0  
Color: Beige

### Contact:

Material: Copper Alloy

### Terminal Plating:

Underplating: 80  $\mu$ " [2.03  $\mu$ m] Min. Nickel  
Wiping Area: 15  $\mu$ " or 30  $\mu$ " [0.38 – 0.76  $\mu$ m] Min. Gold  
Solder Tail: 100  $\mu$ " [2.54  $\mu$ m] Min. Matte Tin

---

## Electrical

**Current Rating:** 1.5 A per pin

**Insulation Resistance:** 10<sup>3</sup> M $\Omega$  at 500 V<sub>AC</sub>

**Withstanding Voltage:** 500 V<sub>AC</sub> for 1 minute

---

## Environmental

**Temperature Rating:** -40°C to 85°C

**Process Temperature Rating:** Max. 260°C (per J-STD-020C)

**Moisture Sensitivity Level:** 1 (per J-STD-020C)

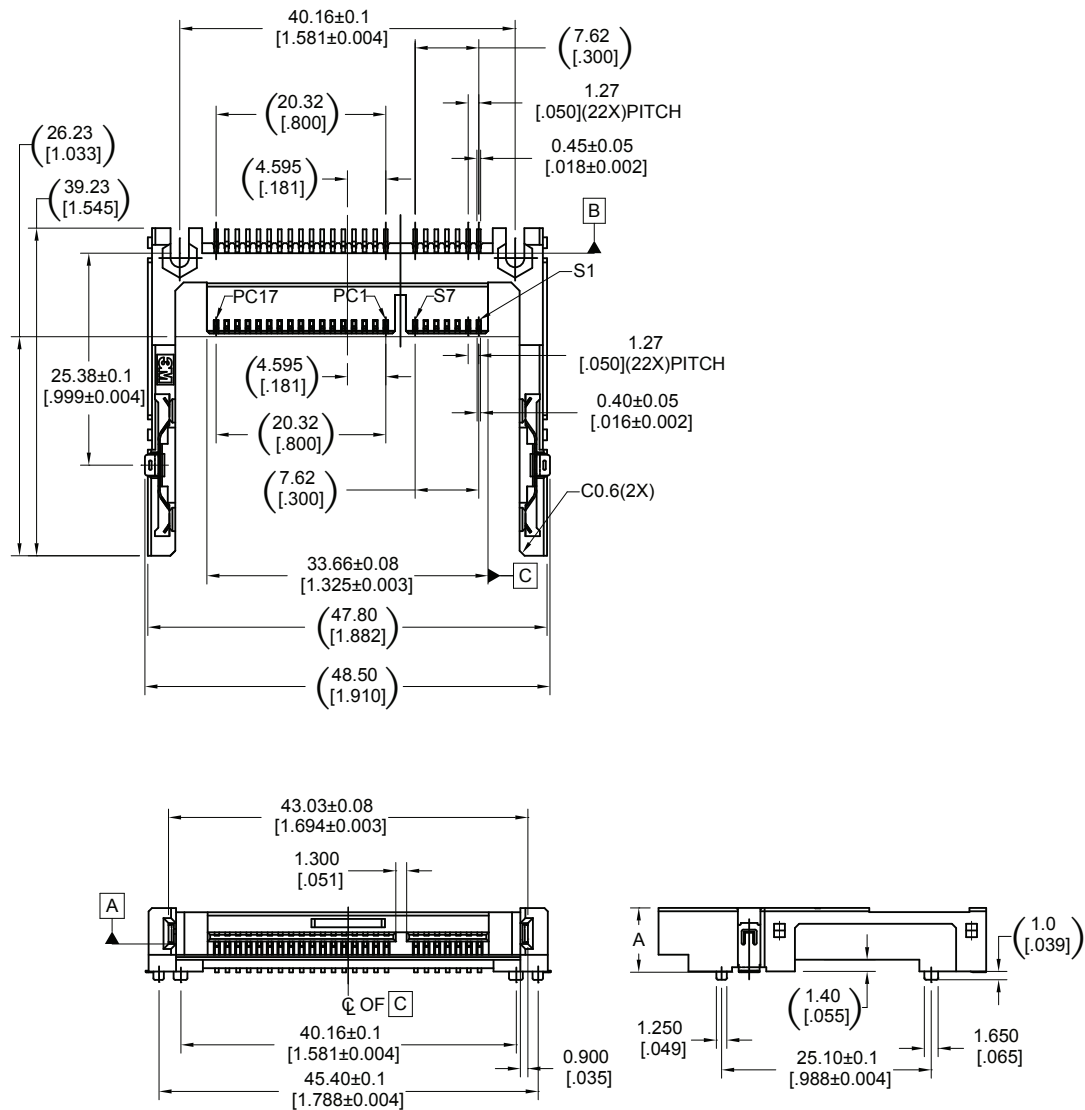


Electronic Solutions Division  
Interconnect Solutions  
<http://www.3Mconnector.com>

3M is a trademark of 3M Company.  
For technical, sales or ordering information call  
**800-225-5373**

# 3M™ Connector for CFast™ Card

7G24 Series

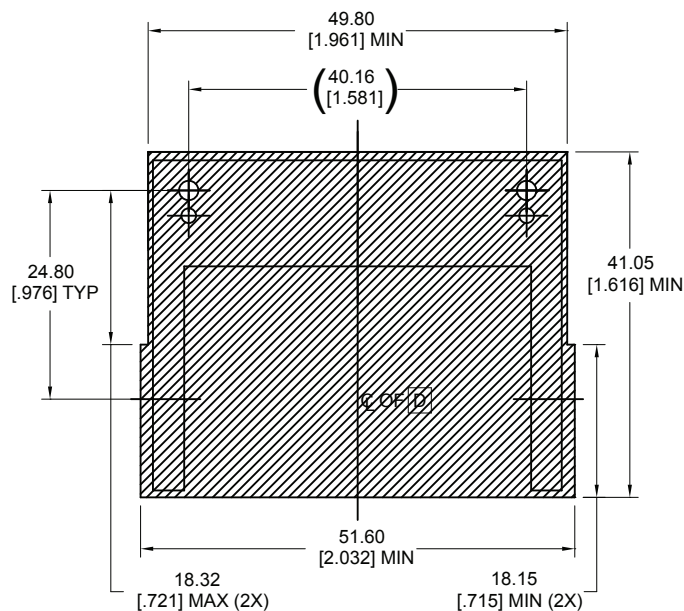


Part No.	Dimension 'A' mm [inch]
N7G24-A0B2XX-00-XHT	5.70 [.224]
N7G24-A0B2XX-10-XHT	7.70 [.303]

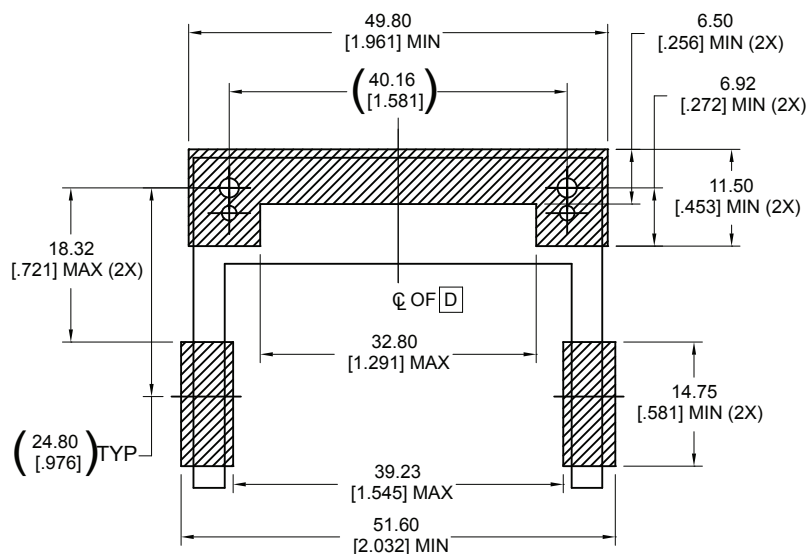
Tolerance Unless Noted			
	.0	.00	.000
mm	±.25	±.15	±.05
inch	±.010	±.006	±.002

[ ] Dimensions for Reference Only

TS-2329-A  
Sheet 2 of 4



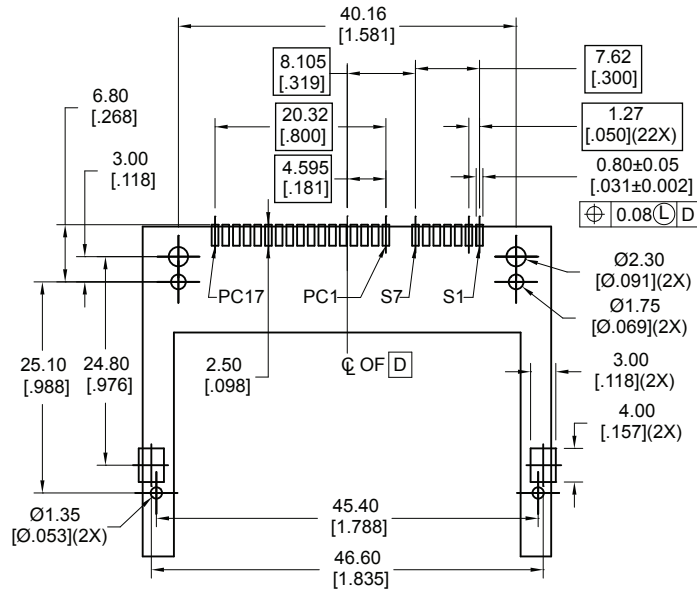
COMPONENT REFLOW KEEP OUT ZONE  
(FOR NO STANDOFF HEIGHT CONNECTOR)



COMPONENT REFLOW KEEP OUT ZONE  
(FOR 2MM STANDOFF CONNECTOR)

# 3M™ Connector for CFast™ Card

7G24 Series



RECOMMENDED PCB THICKNESS 1.65 [0.066] NOMINAL  
HOLE & PAD PATTERN TOL ±0.05 [0.002]

## Ordering Information

**N7G24 - A 0 X X XX - X 0 - X XX**

### Physical Configuration (Total Arm Length)

A = 39.23 mm

### Card Polarization

B = Normal

\*\*D = Inverse

### Mounting Style

2 = Surface Mount, Right Angle  
1.27 mm Tail Pitch

### Plating Suffix

\*\*EA=15 µ" min. Gold plated at mated end and Gold Flash at soldertail. 80 µ" min. Nickel underplated all over.

\*\*EB=30 µ" min. Gold plated at mated end and Gold Flash at soldertail. 80 µ" min. Nickel underplated all over.

RA=15 µ" min. Gold plated at mated end and 100 µ" min. Matte-Tin plated at soldertail. 80 µ" min. Nickel underplated all over.

RB=30 µ" min. Gold plated at mated end and 100 µ" min. Matte-Tin plated at soldertail. 80 µ" min. Nickel underplated all over.

### Packaging Option

HT = Hard Tray

\*\*WF = Tape & Reel

### Preambly

0 = No preassembly accessory

3 = Right Dual-Push Ejector  
(P/N: 7G24-B5A6-05)

5 = Left Dual-Push Ejector  
(P/N: 7G24-B6A6-05)

7 = Latching Retainer  
(P/N: 7E50-C016-00)

0 = No Standoff

1 = 2 mm Standoff

### Notes:

\*\* are for future development

TS-2329-A  
Sheet 4 of 4



Electronic Solutions Division  
Interconnect Solutions  
<http://www.3Mconnector.com>

3M is a trademark of 3M Company.  
For technical, sales or ordering information call  
**800-225-5373**

#### **Important Notice**

All statements, technical information, and recommendations related to 3M's products are based on information believed to be reliable, but the accuracy or completeness is not guaranteed. Before using this product, you must evaluate it and determine if it is suitable for your intended application. You assume all risks and liability associated with such use. Any statements related to the product which are not contained in 3M's current publications, or any contrary statements contained on your purchase order shall have no force or effect unless expressly agreed upon, in writing, by an authorized officer of 3M.

#### **Warranty; Limited Remedy; Limited Liability.**

This product will be free from defects in material and manufacture for a period of one (1) year from the time of purchase. **3M MAKES NO OTHER WARRANTIES INCLUDING, BUT NOT LIMITED TO, ANY IMPLIED WARRANTY OF MERCHANTABILITY OR FITNESS FOR A PARTICULAR PURPOSE.** If this product is defective within the warranty period stated above, your exclusive remedy shall be, at 3M's option, to replace or repair the 3M product or refund the purchase price of the 3M product. **Except where prohibited by law, 3M will not be liable for any indirect, special, incidental or consequential loss or damage arising from this 3M product, regardless of the legal theory asserted.**



#### **3M Electronics Solutions Division**

6801 River Place Blvd.  
Austin, TX 78726-9000  
U.S.A.  
1-800-225-5373  
[www.3Mconnector.com](http://www.3Mconnector.com)

Please recycle. Printed in USA.  
© 3M 2010. All rights reserved.  
RIA-2217B-E

3M is a trademark of 3M Company.