

LPJ — 600Vac/300Vdc, 1-60A, Dual Element, Time-Delay Fuses



Available with easyID™
open fuse indication

Description: Ultimate protection Class J dual element, current-limiting, time-delay fuses available with optional open fuse indication. Time-delay – 10 seconds (minimum) at 500% of rated current.

Catalog Symbol: LPJ-(amp)SP (non-indicating)
LPJ-(amp)SPI (indicating)

Ratings:

Volts — 600Vac, 300Vdc
Amps — 1-60A
IR — 300kA Vac RMS Sym.
— 100kA Vdc

Agency Information:

CE, UL Listed, Guide JDDZ, File E4273
CSA Certified, Class 1422-02, File 53787,
Class J per CSA 22.2 No. 248.

Catalog Numbers (amps) – Non-indicating Fuses

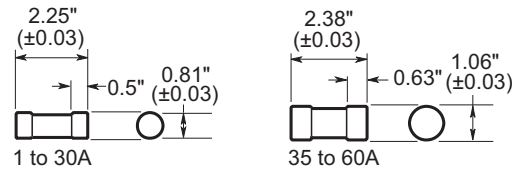
LPJ-1SP	LPJ-3SP	LPJ-7SP*	LPJ-25SP*
LPJ-1½SP	LPJ-3½SP	LPJ-8SP*	LPJ-30SP*
LPJ-1¾SP	LPJ-3¾SP	LPJ-9SP*	LPJ-35SP*
LPJ-1⅞SP	LPJ-4SP	LPJ-10SP*	LPJ-40SP*
LPJ-2SP	LPJ-4½SP	LPJ-12SP*	LPJ-45SP*
LPJ-2¼SP	LPJ-5SP	LPJ-15SP*	LPJ-50SP*
LPJ-2½SP	LPJ-5½SP	LPJ-17½SP*	LPJ-60SP*
LPJ-2⅞SP	LPJ-6SP*	LPJ-20SP*	

* Open fuse indication available by inserting the suffix "I," e.g., LPJ-15SPI.
Requires 75Vac minimum voltage.

Carton Quantity:

Amp Rating	Carton Qty.
1-60	10

Dimensions - in



Features:

- Industry's only UL Listed and CSA Certified fuse with a 300kA interrupting rating that allows for simple, worry-free installation in virtually any application.
- Fast short-circuit protection and dual-element, time-delay performance provide ultimate protection.
- Reduces existing fuse inventory by up to 33% when upgrading to Low-Peak fuses.
- Consistent 2:1 ampacity ratios for all Low-Peak fuses make selective coordination easy.
- Long time-delay minimizes needless fuse openings due to temporary overloads and transient surges.
- Current-limitation protects downstream components against damaging thermal and magnetic effects of short-circuit currents.
- Dual-element fuses have lower resistance than ordinary fuses so they run cooler. Can often be sized for back-up protection against motor burnout from overload or single-phasing if other overload protective devices fail.
- Proper sizing can provide "no damage" Type 2 coordinated protection for NEMA and IEC motor controllers.
- Space-saving package for equipment downsizing.

Recommended Fuse Blocks and Holders

Fuse Amps	1-Pole	2-Pole	3-Pole
Open Blocks			
0-30	J60030-1_	J60030-2_	J60030-3_
35-60	J60060-1_	J60060-2_	J60060-3_
"Pyramid" Blocks			
0-30	—	—	JP60030-3_
CH Series Holders			
0-30	CH30J1_	CH30J2_	CH30J3_
35-60	CH60J1_	CH60J2_	CH60J3_
Safety J™ Holders			
0-30	JT60030_	—	—
35-60	JT60060_	—	—

For additional information on the Class J fuse blocks and holders, see data sheets # 1114 (open blocks), #1108 (pyramid blocks), # 2144 (CH Series) and # 1152 (Safety J).

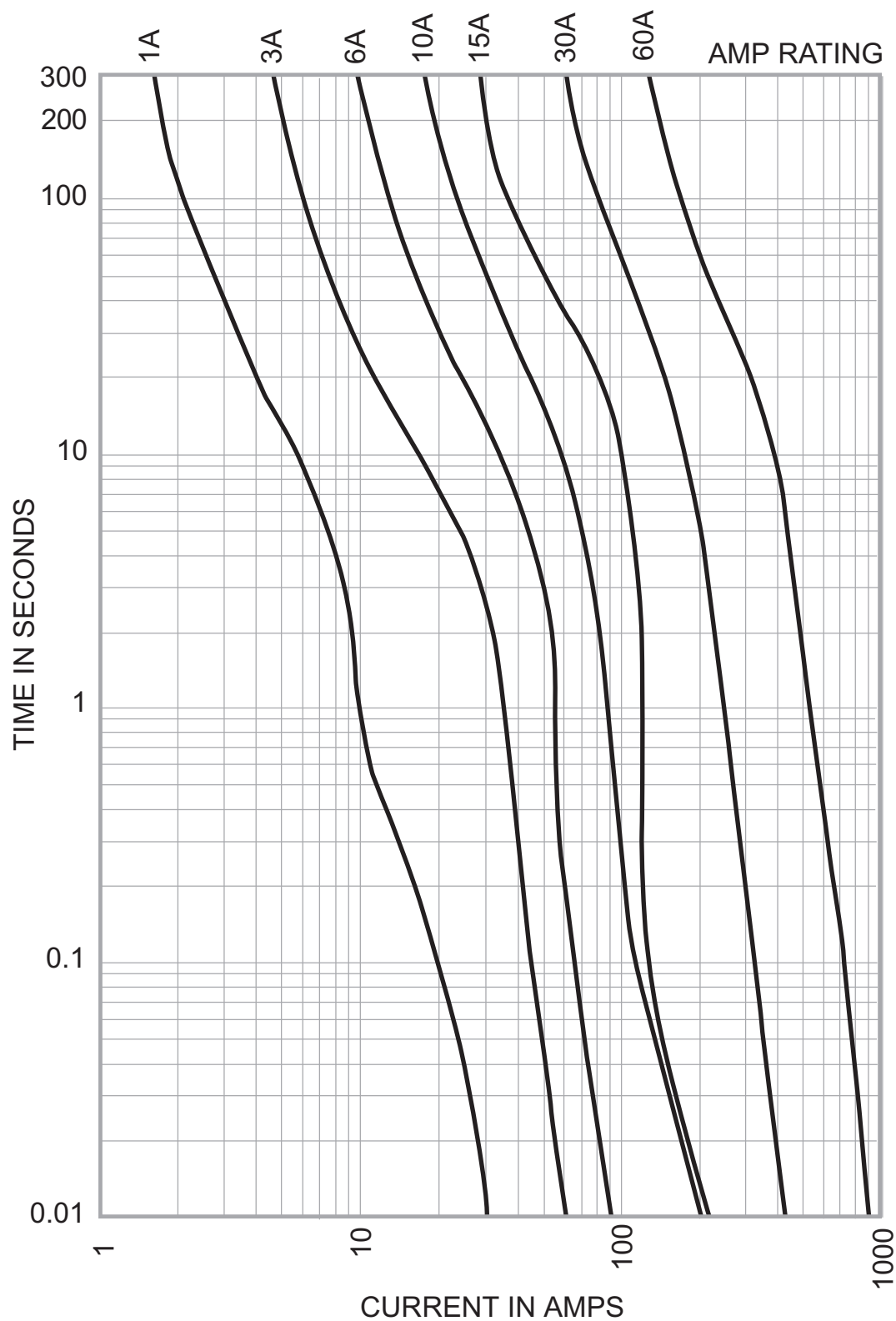
Fuse Reducers For Class J Fuses

Equipment Fuse Clips	Desired Fuse (Case) Size	Catalog Numbers (Pairs)
60A	30A	J-63
100A	30A	J-13
	60A	J-16
200A	60A	J-26†

† Not for bolt-in applications.

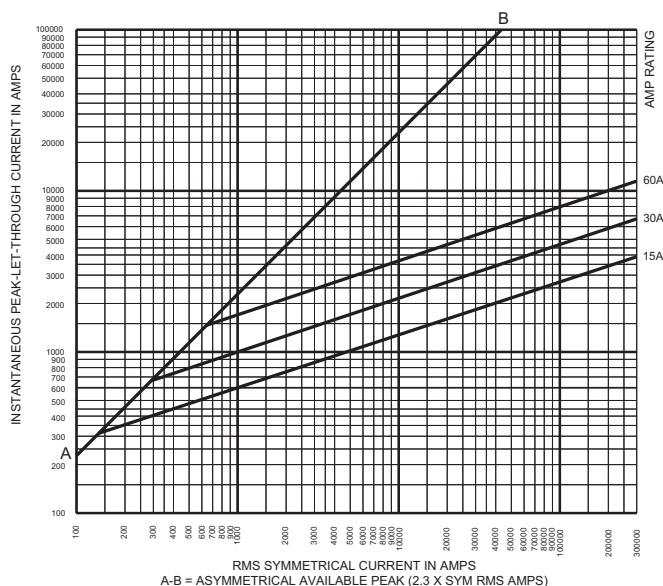
LPJ — 600Vac/300Vdc, 1-60A, Dual Element, Time-Delay Fuses

Time-Current Curves - Average Melt



LPJ — 600Vac/300Vdc, 1-60A, Dual Element, Time-Delay Fuses

Current-Limitation Curves



Current-Limiting Effects

Prospect. S.C.C.	Let-Through Current (Apparent RMS Symmetrical Vs. Fuse Rating)		
	15A	30A	60A
1000	1000	1000	1000
3000	1000	1000	1000
5000	1000	1000	1000
10,000	1000	1000	2000
15,000	1000	1000	2000
20,000	1000	1000	2000
25,000	1000	1000	2000
30,000	1000	1000	2000
35,000	1000	1000	2000
40,000	1000	2000	3000
50,000	1000	2000	3000
60,000	1000	2000	3000
80,000	1000	2000	3000
100,000	1000	2000	4000
150,000	1000	2000	4000
200,000	2000	3000	4000
250,000	2000	3000	5000
300,000	2000	3000	5000

The only controlled copy of this Data Sheet is the electronic read-only version located on the Bussmann Network Drive. All other copies of this document are by definition uncontrolled. This bulletin is intended to clearly present comprehensive product data and provide technical information that will help the end user with design applications. Bussmann reserves the right, without notice, to change design or construction of any products and to discontinue or limit distribution of any products. Bussmann also reserves the right to change or update, without notice, any technical information contained in this bulletin. Once a product has been selected, it should be tested by the user in all possible applications.