

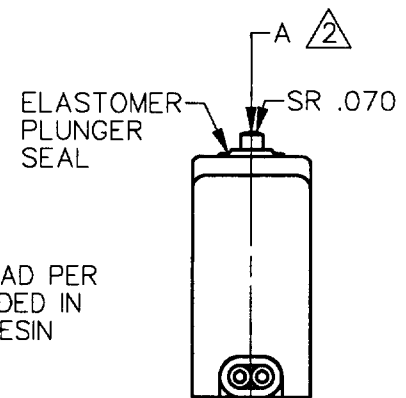
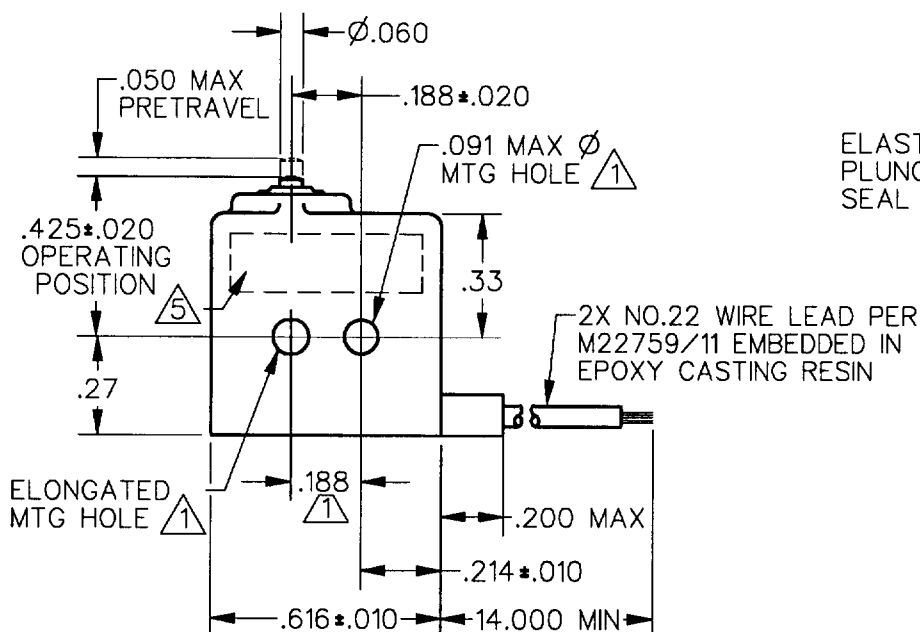
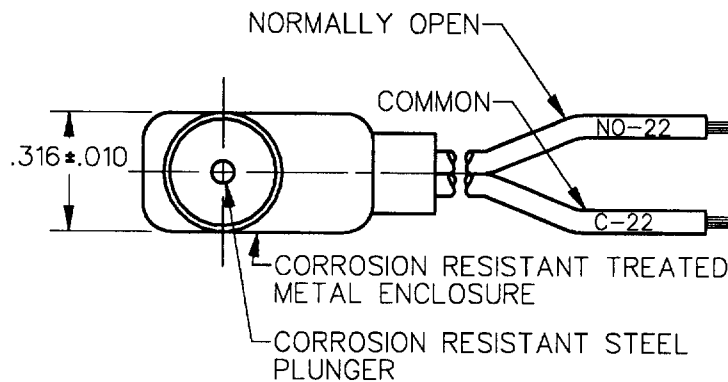
MICRO SWITCH
a Honeywell Division

FED. MFG. CODE 91929

SWITCH-BASIC

CATALOG LISTING

1XE306



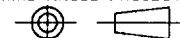
NOTES

- 1 MOUNTING HOLES WILL ACCEPT .087 MAX Ø PINS OR SCREWS ON .188 ± .002 CENTERS
- 2 ACTUATION IN LINE WITH ARROW "A" IS RECOMMENDED
- 3 WEIGHT OF SWITCH ONLY IS .16 OZ MAX. WEIGHT OF SWITCH, WITH WIRE LEADS IS .55 OZ MAX
- 4 - WIRE LEADS MARKED WITH CIRCUIT IDENTIFICATION AND WIRE GAGE (NO-22, C-22) PER MIL-W-5088
- 5 YELLOW MARKING IS ON BOTH SIDES OF HOUSING TO IDENTIFY THAT THIS UNIT HAS GOLD CONTACTS
- 6 - CONTACT MATERIAL: 24K SOLID GOLD

ANSI Y14.5M-1982 APPLIES

THIS DRAWING COVERS A PROPRIETARY ITEM AND IS THE PROPERTY OF MICRO SWITCH, A DIVISION OF HONEYWELL. THIS DRAWING IS NOT TO BE COPIED OR USED WITHOUT THE APPROVAL OF MICRO SWITCH.

THIRD ANGLE PROJECTION



CHARACTERISTICS	ELECTRICAL DATA	SCALE 2:1	DO NOT SCALE PRINT
OPERATING FORCE — — — — 5-17OZ	CONTACT ARRANGEMENT SPNO	UNLESS OTHERWISE SPECIFIED TOLERANCES ARE	
RELEASE FORCE — — — — 4 OZ MIN	28 VOLTS DC RATING		
RELEASE TRAVEL — — — — .004 MIN	INDUCTIVE — — SEA LEVEL — — — 1/2 AMP	ONE PLACE (.0) ± .030	
DIFFERENTIAL TRAVEL — — — .005 MAX	50,000 FT — — — 1/2 AMP	TWO PLACE (.00) ± .015	
OVERTRAVEL — — — — .004 MIN	RESISTIVE — — SEA LEVEL — — — 1 AMP	THREE PLACE (.000) ± .005	
	50,000 FT — — — 1 AMP	ANGLES ±	
		WEIGHT 3	

Mouser Electronics

Authorized Distributor

Click to View Pricing, Inventory, Delivery & Lifecycle Information:

[Honeywell:](#)

[1XE306](#)