THIS DRAWING IS UNPUBLISHED. RELEASED FOR PUBLICATION 2009
© COPYRIGHT 2009 BY TYCO ELECTRONICS CORPORATION. ALL RIGHTS RESERVED.

PROJECT NO.	LOC	DIST
95-52303, EGATN09209	A1	-

REVISIONS

P	LTR	DESCRIPTION	DATE	DWN	APVD
	A	neu erstellt	25.01.95	EDO	-
	B	Boardlocks hizu. BL. 2/2 hinzu	06.03.96	ALA	-
	C	Kod. A im Bereich B.D/3 und Kod. B im Bereich B.C/1 geaendert. Mass 12.5-0.2 war 13.1-0.2	06.03.96	ALA	-
	D	Design boardlock geaendert	15.05.96	ALA	-
	E	stifte. gekuerzt. Zentrierborungen hinzu	06.03.96	ALA	-
	E1	Ansicht Y & mass (8.95) hinzu	21.02.97	SRE	-
	E2	R1 u. Mass 2 hinzu. Mass 11.5 war 11.2	23.02.97	SRE	-
	E3	SEE PCN; EG00-0628-02-01	07.03.02	ALA	-
	E4	SEE PCN; EGA0 0970-02-01	19.03.02	ALA	-
	E5	COADING C ADDED	18.08.03	SBL	-
	F1	SEE PCN; EGA0-0522-03-01	09.10.03	ALM	SR
	F2	SEE EC EGA0 1038 03	11.12.03	SBL	-
	F3	SEE EC EGA0 1015 04	28.04.04	AL	-
	F4	Variante 3-967618-2 hinzu	25.03.09	JF	OF

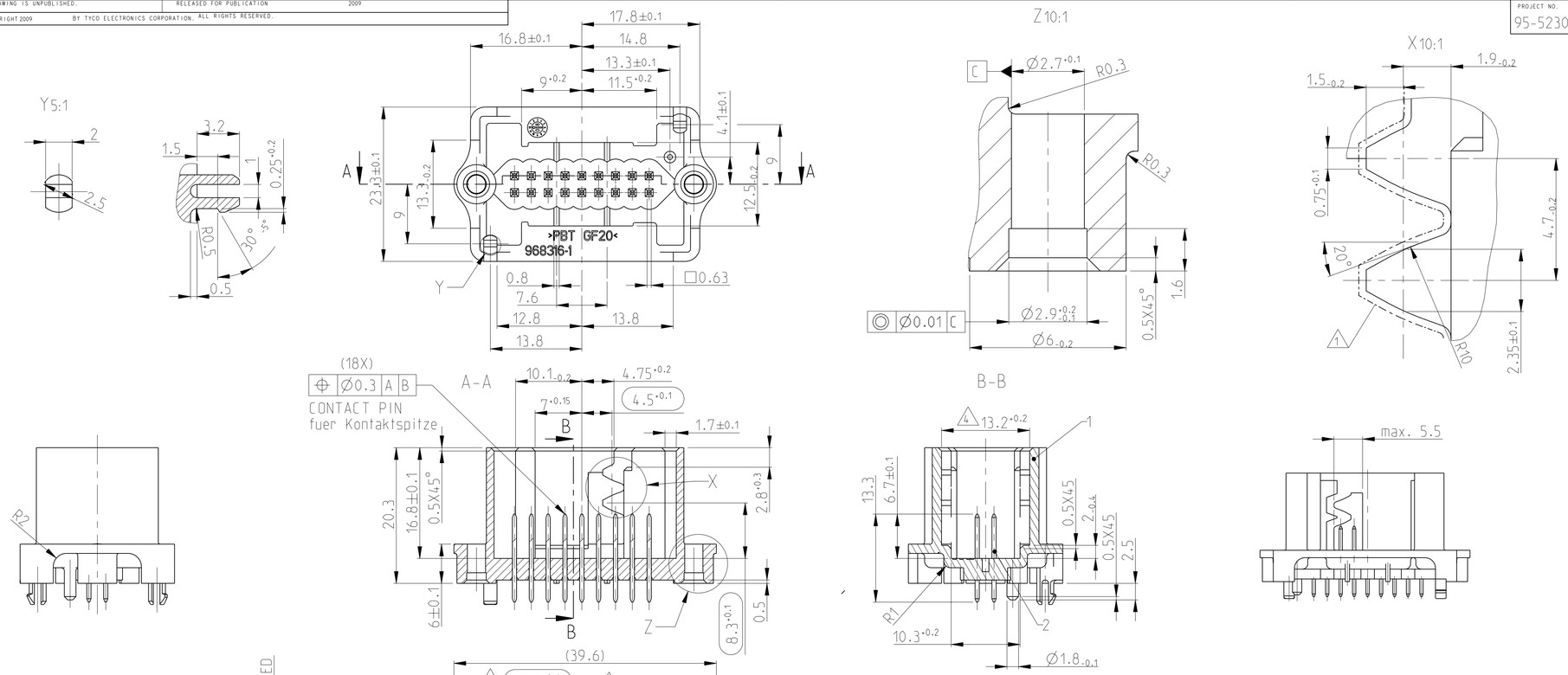

NOTES / Bemerkungen

1. IN THIS AREA NO BURRS PERMITTED
   In diesem Bereich kein Grat zulaessig
2. NOT SPECIFIED RADII R0.5
   Nicht bemasste Radien R0.5
3. NOT SPECIFIED WALL THICKNESS 1.4±0.1
   Nicht bemasste Wandstaerken 1.4±0.1
4. Warpage -0.2mm zul.
   Verzug -0.2mm zul.
5. MATED tyco/DC INTERFACE 114-18063-023
   Entspricht tyco/DC Schnittstelle 114-18063-023
6. MOUNTING AREA SILVER PLATED / SOLDER AREA TIN PLATED
   Steckbereich ist versilbert/Loetbereich ist verzinnt
7. ONLY THE GERMAN LANGUAGE VERSION SHALL BE BINDING
   Massgebend ist der deutsche Text

CODINGS / Kodierungen

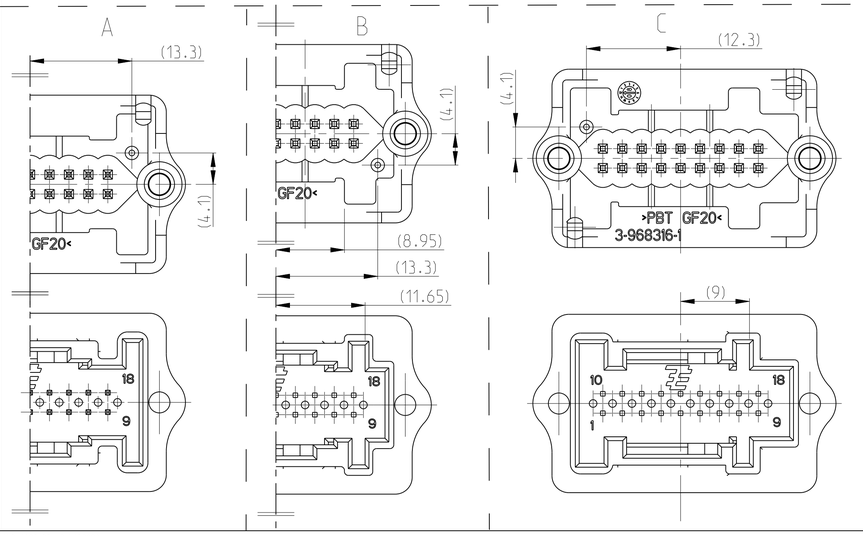

RECOMMENDED PCB-LAYOUT / Empfohlenes Leiterplatten Layout

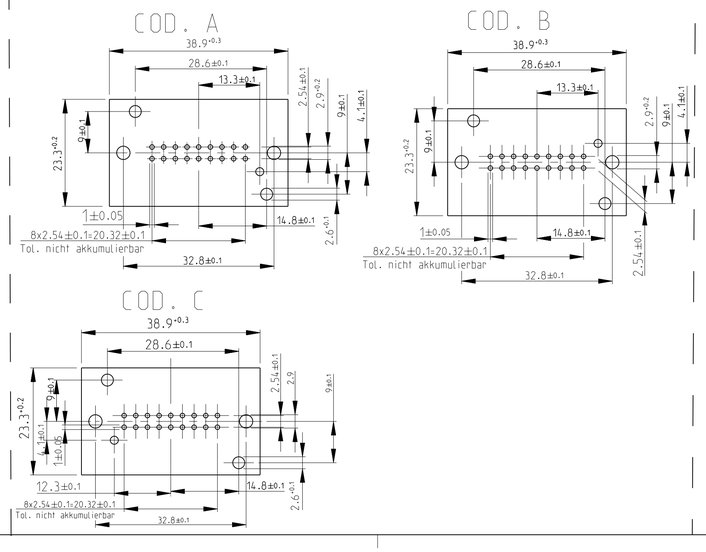

COD.	TYCO ORDER NO.	REV.	PCS.	DESCRIPTION	MATERIAL	SURFACE / COLOUR	POS.
(F4) C	3-967618-2	A	18	0.63mm PIN	COPPER ALLOY Cu-Legierung	SILVER PLATED (6) versilbert	2
			1	PIN HEADER, 18POS.	PBT GF20	BLUE/blau SIMILAR/aehnl. RAL 5012	1
C	3-967618-1	A	18	0.63mm PIN	COPPER ALLOY Cu-Legierung	TIN verzinnt	2
			1	PIN HEADER, 18POS.	PBT GF20	BLUE/blau SIMILAR/aehnl. RAL 5012	1
B	0-967618-4	B	18	0.63mm PIN	COPPER ALLOY Cu-Legierung	SILVER PLATED (6) versilbert	2
			1	PIN HEADER, 18POS.	PBT GF20	Natur	1
A	0-967618-3	B	18	0.63mm PIN	COPPER ALLOY Cu-Legierung	SILVER PLATED (6) versilbert	2
			1	PIN HEADER, 18POS.	PBT GF20	BLACK schwarz (F3)	1
B	0-967618-2	F	18	0.63mm PIN	COPPER ALLOY Cu-Legierung	TIN verzinnt	2
			1	PIN HEADER, 18POS.	PBT GF20	Natur	1
A	0-967618-1	F	18	0.63mm PIN	COPPER ALLOY Cu-Legierung	TIN verzinnt	2
			1	PIN HEADER, 18POS.	PBT GF20	BLACK/schwarz RAL 9011	1

THIS DRAWING IS A CONTROLLED DOCUMENT FOR TYCO ELECTRONICS CORPORATION. IT IS SUBJECT TO CHANGE AND THE CONTROLLING ENGINEERING ORGANIZATION SHOULD BE CONTACTED FOR THE LATEST REVISION.

DIMENSIONS: mm

TOLERANCES UNLESS OTHERWISE SPECIFIED: ANGLE ±0.25 DIN NORM — ISO

1 PLC	± -
2 PLC	± -
3 PLC	± -
4 PLC	± -
ANGLES	± -

MATERIAL - -
FINISH - -

DWN 25.01.96 E. Doerr
CHK 06.03.06 J. Hass
APVD -
PRODUCT SPEC -
APPLICATION SPEC -
WEIGHT -

Tyco Electronics
Tyco Electronics AMP GmbH
64625 Bensheim (Germany)

NAME
MQS PIN HEADER 18POS.
MQS Stiftgehaeuse, 18pol.

SIZE	CAGE CODE	DRAWING NO	RESTRICTED TO
A1	00779	C-967618	-

CUSTOMER DRAWING / KUNDENZEICHNUNG
SCALE 2:1 SHEET 1 OF 1 REV F4

AMP 4805 REV 31MAR2000
Pro/ENGINEER DRAWING