ISSUE	REVISIONS	DRAWN	DATE
△			

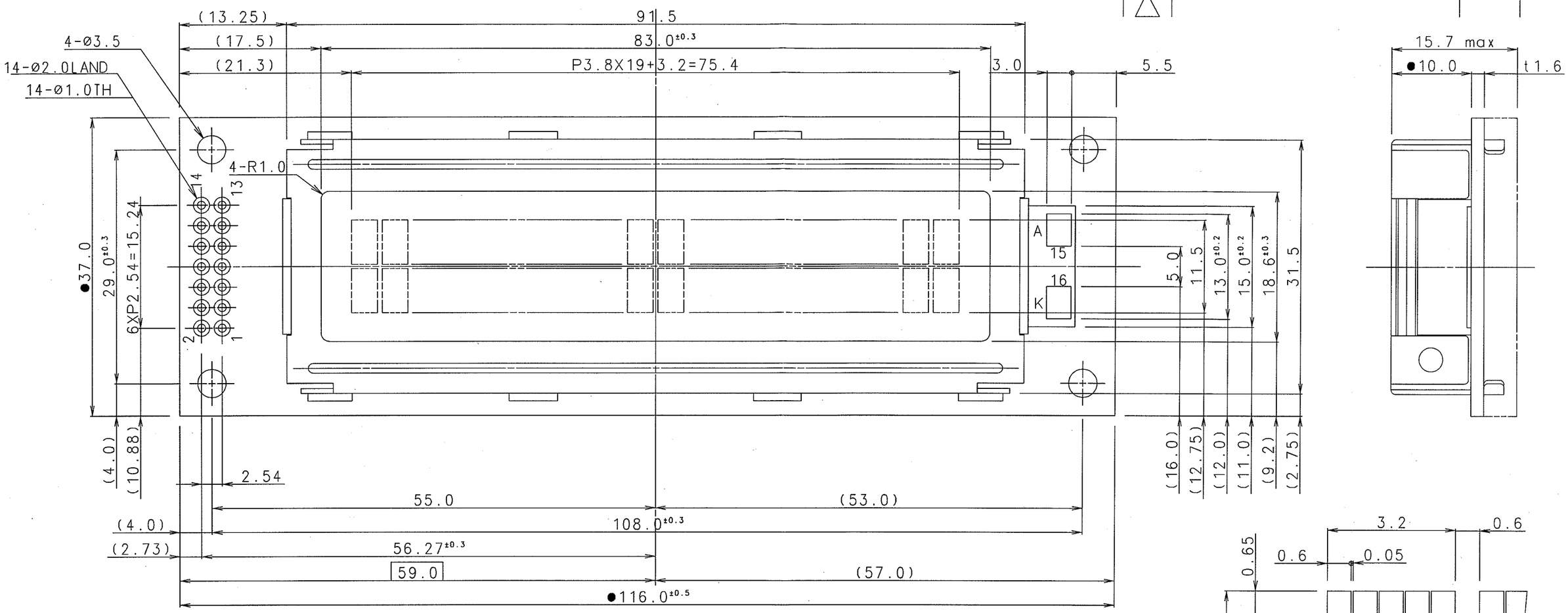

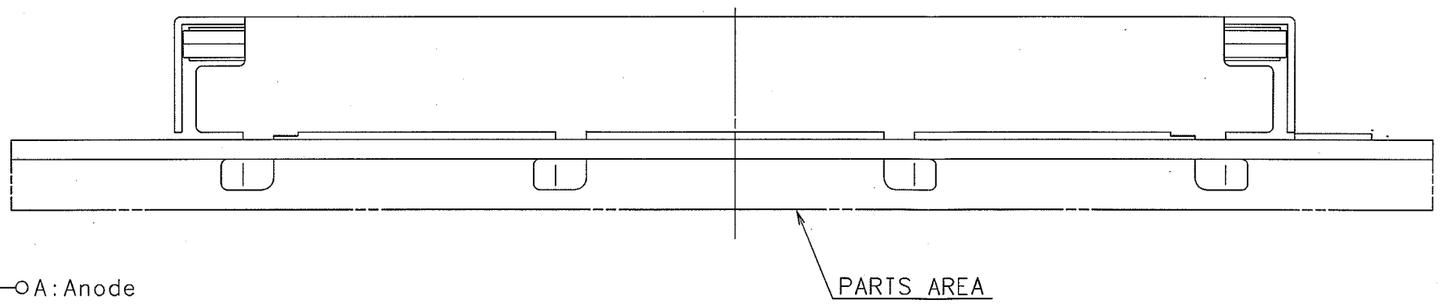

DOT DETAIL
SCALE 10:1

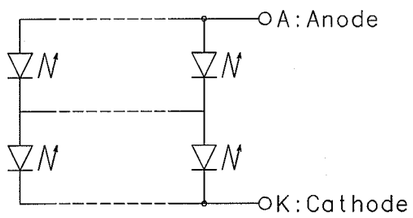

LED CIRCUIT
(2X13=26pcs)

PIN ASSIGNMENT

NO	SYMBOL	NO	SYMBOL
1	VSS	9	DB2
2	VDD	10	DB3
3	VEE	11	DB4
4	RS	12	DB5
5	R/W	13	DB6
6	E	14	DB7
7	DB0	15	ANODE
8	DB1	16	CATHODE

NOTE
1) DON'T USE MATERIAL WHICH ARE PROHIBITED BY RoHS.
2) THE DIMENSIONS WITH THE MARK● ARE CONTROLLED AS A PARTICULAR CHARACTERISTIC.

TOLERANCE			
MEASURE	A	B	C
L≤16	±0.1	±0.3	±1
16<L≤63	±0.2	±0.5	±1.5
63<L≤250	±0.3	±0.8	±2
250<L≤500	±0.5	±1.2	±3
500<L	±0.8	±2	±4
ANGLE	±1°	±5°	±10°

MATERIAL:		FINISH:	
DATE 2005/11/04	THIRD ANGLE PROJECTION	OPTREX CORPORATION	
APPROVED Toshiyuki Okamoto	SCALE 2:1 / UNIT mm	TITLE DIMENSIONAL OUTLINE	
CHECKED Yutaka Takada	DATE NOV.04'05	DWG NO(CODE) DMC20261 CK series	
DRAWN Takashi Yuchi	DSGN T.Yuchi	DWG SIZE A3	DWG REV