



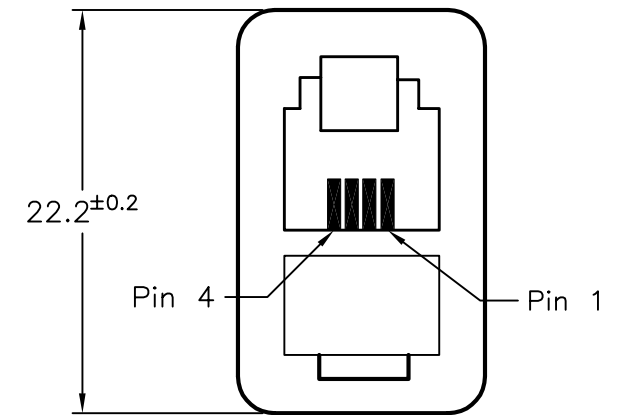
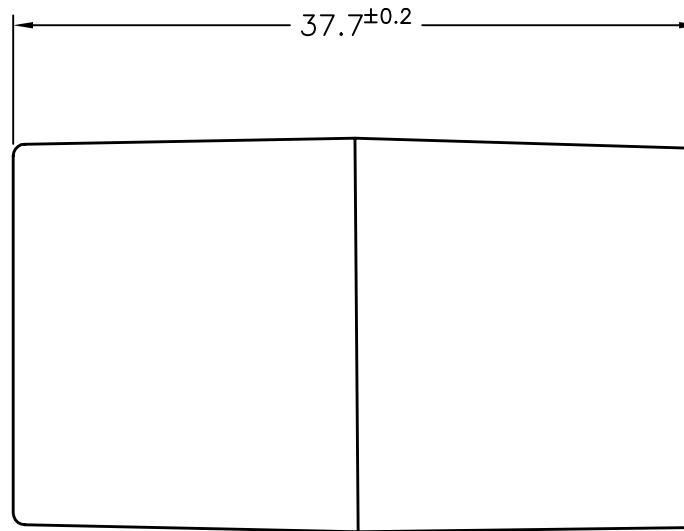
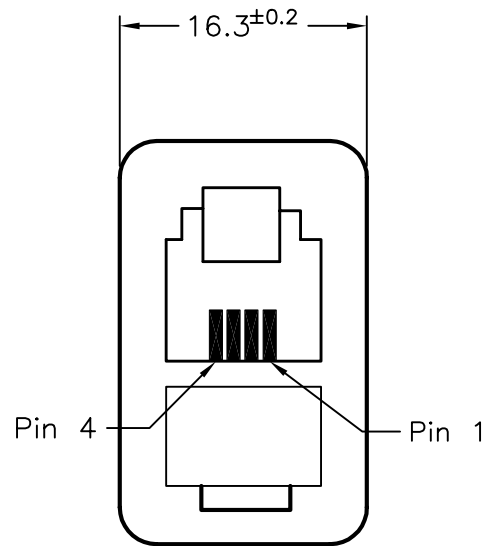
ALL RIGHTS RESERVED. NO PORTION OF THIS PUBLICATION, WHETHER IN WHOLE OR IN PART CAN BE REPRODUCED WITHOUT THE EXPRESS WRITTEN CONSENT OF SPC TECHNOLOGY.

SPC-F005.DWG

REVISIONS

DOC. NO. SPC-F005 * Effective: 7/8/02 * DCP No: 1398

DCP #	REV	DESCRIPTION	DRAWN	DATE	CHECKD	DATE	APPRVD	DATE
830	A	RELEASED	JWM	8/28/02	HO	8/29/02	DJC	8/29/02



PINOUT

Female	Female
1.....	4
2.....	3
3.....	2
4.....	1

Materials

Case: Plastic - Ivory

Pins: Copper - Gold Plated

DISCLAIMER:
ALL STATEMENTS AND TECHNICAL INFORMATION CONTAINED HEREIN ARE BASED UPON INFORMATION AND/OR TESTS WE BELIEVE TO BE ACCURATE AND RELIABLE. SINCE CONDITIONS OF USE ARE BEYOND OUR CONTROL, THE USER SHALL DETERMINE THE SUITABILITY OF THE PRODUCT FOR THE INTENDED USE AND ASSUME ALL RISK AND LIABILITY WHATSOEVER IN CONNECTION THEREWITH.

TOLERANCES:

UNLESS OTHERWISE SPECIFIED, DIMENSIONS ARE FOR REFERENCE PURPOSES ONLY.

DRAWN BY:	DATE:
Jeff McVicker	8/28/02
CHECKED BY:	DATE:
Hisham Odish	8/29/02
APPROVED BY:	DATE:
Daniel Carey	8/29/02

DRAWING TITLE:

Four-Conductor Cord Coupler – Cross Wired

SIZE	DWG. NO.	ELECTRONIC FILE	REV
A	8588-0215	52N9505.dwg	A
SCALE: NTS	U.O.M.: Millimeters	SHEET: 1	OF 1