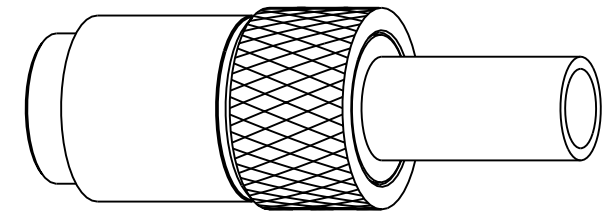
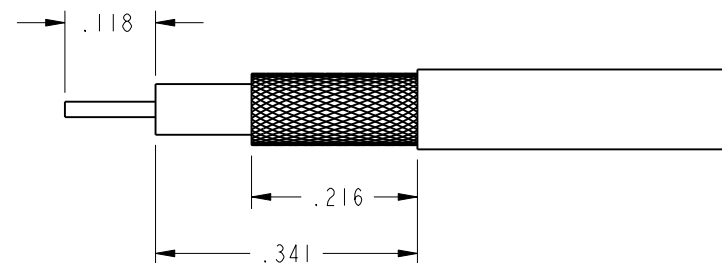
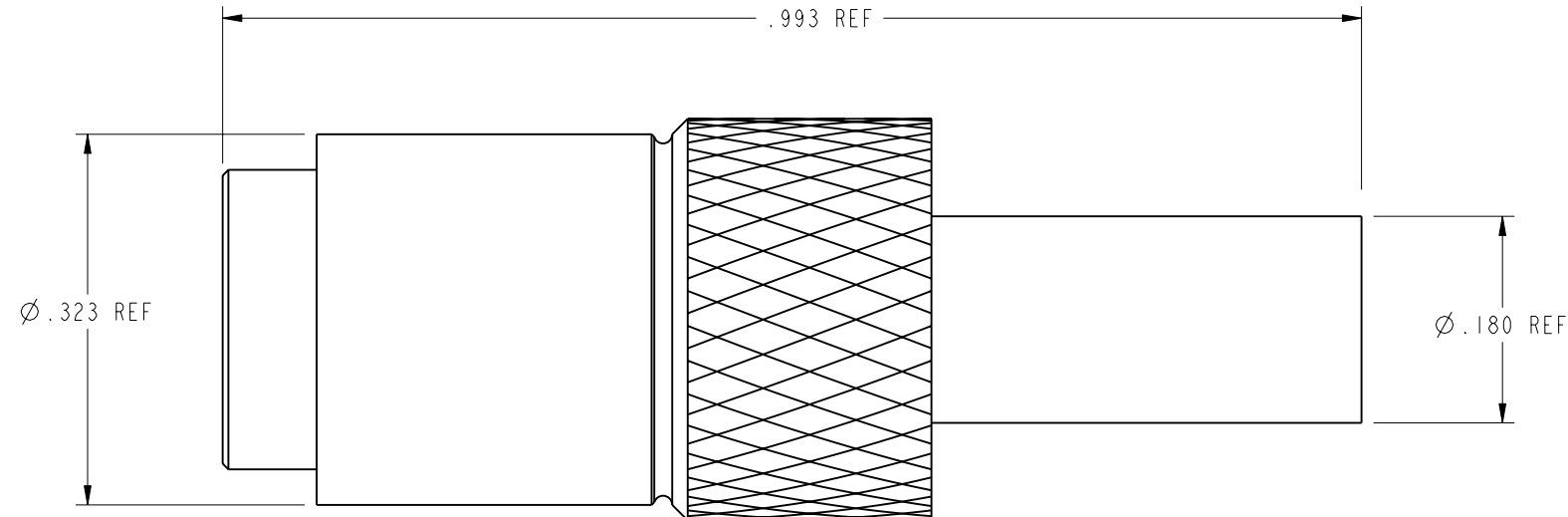


3. CRIMP USING TOOL 227-944, DIE 227-1221-37 CAVITY "B" (.151 HEX)

102-799-16DB		REVISIONS				
DRAWING NO.	REV	DESCRIPTION	DATE	ECO	APPR	
THIRD ANGLE PROJ. 	A	RELEASE TO MFG.	08/03/00	43462	C. A.	
	B	SEE SHEET I	10/13/00	43545	CPM	
	C	SEE SHEET I	9/19/01	43856	CPM	



SCALE 3.000



RECOMMENDED CABLE
STRIPPING DIMENSIONS
FOR RD-316
SCALE 4.000

CUSTOMER OUTLINE DRAWING

ALL OTHER SHEETS ARE FOR INTERNAL USE ONLY

UNLESS OTHERWISE SPECIFIED, DIMENSIONS ARE IN INCHES AND TOLERANCES ARE: 2 PLACE DECIMAL 3 PLACE DECIMAL ANGLES ±.015 (0,381 mm) ±.005 (0,127 mm) ± 1°	MATERIAL		DRAWN CARLOS ATHERTON		DATE 11-Apr-00		TITLE 1.0/2.3 PLUG PUSH PULL FOR RD-316 CABLE			Amphenol Amphenol Corporation Communication and Network Products Division Danbury, CT U.S.A. 06810		
			ENGINEER CARLOS ATHERTON		DATE 11-Apr-00							
	REFERENCE EAR 967197 I 615X-1534-200		APPROVED T. AUBIN		DATE 8/9/00							
	NOTICE - These drawings, specifications, or other data (1) are, and remain the property of Amphenol Corp. (2) must be returned upon request; and (3) are confidential and not to be disclosed to any person other than those to whom they are given by Amphenol Corp. The furnishing of these drawings, specifications, or other data by Amphenol Corp., or to any other person to anyone for any purpose is not to be regarded by implication or otherwise in any manner licensing, granting rights or permitting such holder or any other person to manufacture, use or sell any product, process or design, patented or otherwise, that may in any way be related to or disclosed by said drawings, specifications, or other data.		CAD FILE I:\1023\102-799-16DB			CODE ID 74868	DWG SIZE B	DRAWING NO. 102-799-16DB		REV C		